

# Thermal quarkonium physics in the pseudoscalar channel

Y. Burnier,<sup>a</sup> H.-T. Ding,<sup>b</sup> O. Kaczmarek,<sup>b,c</sup> A.-L. Kruse,<sup>c</sup> M. Laine,<sup>d</sup> H. Ohno<sup>e,f</sup> and H. Sandmeyer<sup>c</sup>

<sup>a</sup>*Gymnase de Renens,  
Av. du Silo 1, CH-1020 Renens, Switzerland*

<sup>b</sup>*Key Laboratory of Quark & Lepton Physics (MOE) and Institute of Particle Physics,  
Central China Normal University,  
Wuhan 430079, China*

<sup>c</sup>*Fakultät für Physik, Universität Bielefeld,  
33615 Bielefeld, Germany*

<sup>d</sup>*AEC, ITP, University of Bern,  
Sidlerstrasse 5, CH-3012 Bern, Switzerland*

<sup>e</sup>*Center for Computational Sciences, University of Tsukuba,  
Ibaraki 305-8577, Japan*

<sup>f</sup>*Physics Department, Brookhaven National Laboratory,  
Upton, NY 11973, U.S.A.*

*E-mail:* [yannis.burnier@gmail.com](mailto:yannis.burnier@gmail.com), [hengtong.ding@mail.ccnu.edu.cn](mailto:hengtong.ding@mail.ccnu.edu.cn),  
[okacz@physik.uni-bielefeld.de](mailto:okacz@physik.uni-bielefeld.de), [alkruse@physik.uni-bielefeld.de](mailto:alkruse@physik.uni-bielefeld.de),  
[laine@itp.unibe.ch](mailto:laine@itp.unibe.ch), [hohno@ccs.tsukuba.ac.jp](mailto:hohno@ccs.tsukuba.ac.jp),  
[hsandmeyer@physik.uni-bielefeld.de](mailto:hsandmeyer@physik.uni-bielefeld.de)

**ABSTRACT:** The pseudoscalar correlator is an ideal lattice probe for thermal modifications to quarkonium spectra, given that it is not compromised by a contribution from a large transport peak. We construct a perturbative spectral function incorporating resummed thermal effects around the threshold and vacuum asymptotics above the threshold, and compare the corresponding imaginary-time correlators with continuum-extrapolated lattice data for quenched SU(3) at several temperatures. Modest differences are observed, which may originate from non-perturbative mass shifts or renormalization factors, however no resonance peaks are needed for describing the quenched lattice data for charmonium at and above  $T \sim 1.1T_c \sim 350$  MeV. For comparison, in the bottomonium case a good description of the lattice data is obtained with a spectral function containing a single thermally broadened resonance peak.

**KEYWORDS:** Quark-Gluon Plasma, Thermal Field Theory, Lattice QCD, Perturbative QCD

ARXIV EPRINT: [1709.07612](https://arxiv.org/abs/1709.07612)

---

## Contents

<b>1</b>	<b>Introduction</b>	<b>1</b>
<b>2</b>	<b>Basic setup</b>	<b>2</b>
<b>3</b>	<b>Vacuum contribution above the threshold</b>	<b>4</b>
<b>4</b>	<b>Thermal contributions around the threshold</b>	<b>6</b>
<b>5</b>	<b>Lattice simulations</b>	<b>9</b>
5.1	Ensemble and statistics	9
5.2	Tuning of quark mass	10
5.3	Normalization of imaginary-time correlators	11
5.4	Renormalization and continuum extrapolation	12
<b>6</b>	<b>Modelling and comparison</b>	<b>13</b>
<b>7</b>	<b>Conclusions and outlook</b>	<b>17</b>
<b>A</b>	<b>Strict NLO imaginary-time correlator for any <math>M/T</math></b>	<b>19</b>
<b>B</b>	<b>Strict NLO spectral function for <math>M/T \gg 1</math></b>	<b>20</b>

---

## 1 Introduction

Even though potential models and sum rules have suggested that charmonia resonances ( $J/\psi, \eta_c$ ) have dissolved by the time that the temperature of a QCD plasma reaches 300 MeV or so (cf. e.g. refs. [1–4] for overviews), it has been difficult to consolidate this picture with direct lattice measurements of thermal 2-point correlators corresponding to vector and pseudoscalar operators. A part of the problem is that spectral information is well hidden in an imaginary-time measurement. For instance, in the vector channel ( $J/\psi$ ), the imaginary-time correlator gets a substantial contribution from a “transport peak” located at small frequencies  $|\omega| \ll T^2/M$  [5, 6], where  $T$  is the temperature and  $M$  is a heavy-quark mass. This reflects interesting physics of heavy quark diffusion (cf. refs. [7, 8] and references therein), but has little to do with the fate of quarkonium resonances at  $\omega \sim 2M$ , even though it severely hampers the corresponding imaginary-time measurement [6].<sup>1</sup>

---

<sup>1</sup>A way to avoid the problem is to make use of NRQCD or pNRQCD (cf. refs. [9–13] and references therein), however their applicability to the charm quark case is questionable and no strict continuum limit can be taken.

In contrast to the vector channel, no transport peak is expected to be present in the pseudoscalar channel ( $\eta_c$ ) [14, 15]. The inertness of the pseudoscalar correlator then led ref. [16] to conclude that there is no sign of melting of the corresponding charmonium resonances (another recent analysis can be found in ref. [17]). However, another lattice study [18] did find small changes in the pseudoscalar case (in contrast to ref. [16], ref. [18] made use of the quenched approximation; we return to this in section 7). Moreover, for the vector channel, it was subsequently shown [19] that within statistical and systematic uncertainties the results of ref. [18] are compatible with perturbative predictions involving *no* charmonium resonances (only a modest threshold enhancement). This demonstrates that  $J/\psi$  and  $\eta_c$  dissociation is a possibility and that a very fine resolution is necessary for constraining this physics.

The purpose of the current study is to carry out considerations such as those in refs. [18, 19] but for the pseudoscalar correlator and with improved resolution.<sup>2</sup> The pseudoscalar correlator reflects the physics of the  $\eta_c$  but couples to the same non-relativistic operators as the vector channel as far as spin-independent terms are concerned.

Our presentation is organized as follows. After defining the basic setup in section 2, the vacuum asymptotics of the pseudoscalar spectral function is reviewed in section 3, whereas section 4 contains a discussion of thermal effects around the quark-antiquark threshold. The lattice setup, quark-mass interpolation, renormalization, and continuum extrapolation are summarized in section 5. The perturbative and lattice results are compared in section 6, and conclusions and an outlook are offered in section 7. Two appendices detail the thermal correlator at strict next-to-leading order (NLO), as a function of imaginary time and real frequency, respectively.

## 2 Basic setup

We consider QCD with one heavy quark, of bare mass  $M_B$  and  $\overline{\text{MS}}$  mass  $m(\bar{\mu})$ , and  $N_f$  essentially massless dynamical quarks (later on we set  $N_f = 0$ ). The pseudoscalar imaginary-time correlator is defined as

$$G_P(\tau) \equiv M_B^2 \int_{\mathbf{x}} \langle (\bar{\psi} i \gamma_5 \psi)(\tau, \mathbf{x}) (\bar{\psi} i \gamma_5 \psi)(0, \mathbf{0}) \rangle_c, \quad 0 < \tau < \frac{1}{T}, \quad (2.1)$$

where  $\psi$  denotes the heavy quark Dirac spinor, and  $\langle \dots \rangle_c$  indicates that only the connected (i.e. flavour non-singlet) contraction is included in the thermal average. Defined this way, the correlator is believed to be finite after mass and gauge coupling renormalization, even though care needs to be taken with the regularization of  $\gamma_5$  (see below).

In the presence of a spatial ultraviolet regulator, the correlator can be Fourier-transformed. Denoting by  $\omega_n$  a bosonic Matsubara frequency, the Fourier transform is given by  $\tilde{G}_P(\omega_n) \equiv \int_0^{1/T} d\tau e^{i\omega_n \tau} G_P(\tau)$ . The corresponding spectral function is formally

---

<sup>2</sup>The scalar correlator has also been considered [18, 20]. It couples to  $p$ -wave states around the threshold and therefore addresses different physics, however on the formal side there are many similarities with the pseudoscalar correlator, such as an extreme sensitivity to quark mass definitions and the threshold location [21].

given by the cut

$$\rho_{\text{P}}(\omega) = \text{Im} \tilde{G}_{\text{P}}(-i[\omega + i0^+]) , \quad (2.2)$$

and the correlator of eq. (2.1) is reproduced through

$$G_{\text{P}}(\tau) = \int_0^\infty \frac{d\omega}{\pi} \rho_{\text{P}}(\omega) \frac{\cosh\left(\left(\frac{1}{2T} - \tau\right)\omega\right)}{\sinh\left(\frac{\omega}{2T}\right)} . \quad (2.3)$$

If present, a narrow “transport peak”,  $\rho_{\text{P}}/\omega \propto \delta(\omega)$ , would yield a constant ( $\tau$ -independent) contribution to  $G_{\text{P}}(\tau)$ . However, we have checked by an explicit computation (cf. appendix A) that  $G_{\text{P}}$  contains no  $\tau$ -independent contribution at NLO. This can be partly understood from the partially conserved axial current (PCAC) relation

$$\partial_\mu [\bar{\psi} \gamma_\mu \gamma_5 T^a \psi] = 2M_{\text{B}} \bar{\psi} \gamma_5 T^a \psi , \quad (2.4)$$

where  $T^a$  is a traceless matrix in flavour space. According to eq. (2.4) the pseudoscalar correlator can be obtained from a corresponding axial charge correlator through derivatives,  $\partial_\tau^2 G_{\text{A}_0} = 4G_{\text{P}}$ , so that constant parts appearing in  $G_{\text{A}_0}$  get deleted. However, at finite temperature the argument is not rigorous, since in principle  $G_{\text{A}_0}$  could contain  $\sim \tau(\frac{1}{T} - \tau)$  which would yield a constant  $G_{\text{P}}$  after the second derivative. As mentioned, up to NLO no such term is found. A physical reason for the absence of a constant part is that they only appear in cases in which the operators are related to a conserved current in some limit (for example, the scalar density equals the fermionic part of the “trace anomaly”  $T^\mu{}_\mu$ ).

In order to estimate  $\rho_{\text{P}}$ , it is useful to have a physical picture in mind. As a cut, the spectral function describes a hadronic decay width of a pseudoscalar meson. The spatial average in eq. (2.1) implies that the meson is at rest with respect to the heat bath. The energies of the decay products are of the order  $\omega/2$ . For  $\omega \gg 2M \gg \pi T$ , where  $M$  denotes a pole mass, all thermal effects are small (exponentially suppressed at leading order, power-suppressed in general [22]), because thermal motion represents a minor correction to the kinematics of the decay products. In this regime, the spectral function can be extracted from vacuum computations. Decreasing the energy to  $\omega \sim 2M$ , we are entering the threshold region. In this situation even the vacuum computations become less precise, because the decay products move slowly and have much time for final-state interactions, leading to the so-called Sommerfeld effect (cf. ref. [23] and references therein). Once the momenta of the decay products are of the same order as the Debye mass,  $Mv \sim m_{\text{D}} \sim gT$  where  $g \equiv \sqrt{4\pi\alpha_{\text{s}}}$ , thermal corrections are of order unity [24]. Below the threshold, thermal corrections represent the dominant physics: the real-time static potential develops an imaginary part [25–27] which leads to the dissociation of quarkonium resonances if  $T \gg \alpha_{\text{s}}M$  [28–30].

This rich physics implies that a number of different techniques are needed for a reasonably precise estimate of the pseudoscalar spectral function. The vacuum computations are discussed in section 3 and the thermal ones in section 4.

### 3 Vacuum contribution above the threshold

We start with a brief non-expert review of vacuum results for the pseudoscalar spectral function, relevant for  $Mv \gg m_D$ . In this regime thermal effects are power-suppressed [22]. Many computations have been carried out in the “on-shell” (i.e. “pole-mass”) scheme, keeping the gauge coupling in the  $\overline{\text{MS}}$  scheme. Like above, we may then define the pseudoscalar operator as  $P = M_B \bar{\psi} i \gamma_5 \psi$ ,<sup>3</sup> and re-expand then  $M_B$  in terms of the pole mass  $M$  [33–35].

The vacuum  $\rho_F$  has been estimated for a general  $\omega/M$  up to  $\mathcal{O}(\alpha_s^2)$  [36, 37], and for the asymptotics at  $\omega \gg M$  and for certain moments of the spectral function up to  $\mathcal{O}(\alpha_s^3)$  [38–40]. The relation of the QCD spectral function to the corresponding NRQCD one, needed for near-threshold resummation, is known up to  $\mathcal{O}(\alpha_s^2)$  [41]. Unfortunately these results show poor convergence, even for the bottom quark case [42].

To illustrate the problem, we write the spectral function in the form

$$\frac{\rho_F(\omega)}{\omega^2 M^2} \Big|_{\text{vac}} \equiv \frac{N_c}{8\pi} R_c^p(\omega). \quad (3.1)$$

The subscript  $c$  refers to a connected quark contraction. The  $R$ -function is expanded as

$$R_c^p(\omega) = R^{p(0)}(\omega) + \frac{\alpha_s(\bar{\mu})}{\pi} C_F R^{p(1)}(\omega) + \left( \frac{\alpha_s(\bar{\mu})}{\pi} \right)^2 \left[ C_F^2 R_A^{p(2)}(\omega) + C_F N_c R_{NA}^{p(2)}(\omega) + C_F T_F N_f R_l^{p(2)}(\omega) \right] + \mathcal{O}(\alpha_s^3), \quad (3.2)$$

where  $C_F \equiv (N_c^2 - 1)/(2N_c)$  and  $T_F \equiv 1/2$ .

The asymptotics of the different contributions read (cf. e.g. refs. [43, 44];  $\zeta_n \equiv \zeta(n)$ )

$$R^{p(0)} \stackrel{\omega \gg M}{\approx} 1, \quad (3.3)$$

$$R^{p(1)} \stackrel{\omega \gg M}{\approx} -\frac{3}{2} \ln\left(\frac{\omega^2}{M^2}\right) + \frac{9}{4}, \quad (3.4)$$

$$R_A^{p(2)} \stackrel{\omega \gg M}{\approx} \frac{9}{8} \ln^2\left(\frac{\omega^2}{M^2}\right) - \frac{57}{16} \ln\left(\frac{\omega^2}{M^2}\right) + \frac{109}{32} + 6(\ln 2 - 1)\zeta_2 - \frac{15\zeta_3}{4}, \quad (3.5)$$

$$R_{NA}^{p(2)} \stackrel{\omega \gg M}{\approx} -\frac{11}{16} \ln^2\left(\frac{\omega^2}{M^2}\right) - \frac{185}{48} \ln\left(\frac{\omega^2}{M^2}\right) - \frac{11}{8} \ln\left(\frac{\bar{\mu}^2}{\omega^2}\right) \ln\left(\frac{\omega^2}{M^2}\right) + \frac{33}{16} \ln\left(\frac{\bar{\mu}^2}{\omega^2}\right) + \frac{49}{6} - 3\left(\ln 2 + \frac{1}{8}\right)\zeta_2 - \frac{25\zeta_3}{8}, \quad (3.6)$$

$$R_l^{p(2)} \stackrel{\omega \gg M}{\approx} \frac{1}{4} \ln^2\left(\frac{\omega^2}{M^2}\right) + \frac{13}{12} \ln\left(\frac{\omega^2}{M^2}\right) + \frac{1}{2} \ln\left(\frac{\bar{\mu}^2}{\omega^2}\right) \ln\left(\frac{\omega^2}{M^2}\right) - \frac{3}{4} \ln\left(\frac{\bar{\mu}^2}{\omega^2}\right) - \frac{31}{12} + \frac{3\zeta_2}{2} + \zeta_3. \quad (3.7)$$

---

<sup>3</sup>For the ‘t Hooft-Veltman definition of  $\gamma_5$ , an additional finite renormalization factor needs to be inserted in this relation [32], however for the “flavour non-singlet” correlators that we are interested in, “naive dimensional regularization” has been used in the higher-order literature referred to below, and then no additional factor is needed at the present order. We return to a discussion of this point below eq. (3.15) and around eq. (5.3).

Order by order these describe the full  $\omega$ -dependence [36, 37] well already at modest  $\omega \gtrsim 4M$ , however as a whole the expression does not converge. Indeed, even if we choose

$$\bar{\mu} \equiv \max(\pi T, \omega) \quad (3.8)$$

for evaluating  $\alpha_s(\bar{\mu})$ , so that it is small at  $\omega \gg M$ , its decrease  $\sim 1/\ln(\omega^2/\Lambda_{\overline{\text{MS}}}^2)$  is not fast enough to kill the growing  $\ln(\omega^2/M^2)$  appearing in the coefficients in eqs. (3.4)–(3.7).

However, it is not necessary to stick to the on-shell scheme. The reason for using a pole mass is that it is formally necessary for defining a perturbative series around the threshold (cf. appendix B). However, the pole mass may be re-expanded as an  $\overline{\text{MS}}$  mass [33–35]:

$$\begin{aligned} \frac{m(\bar{\mu})}{M} = & 1 + \frac{\alpha_s(\bar{\mu})C_F}{\pi} \left[ -1 - \frac{3}{4} \ln\left(\frac{\bar{\mu}^2}{M^2}\right) \right] \\ & + \left( \frac{\alpha_s(\bar{\mu})}{\pi} \right)^2 \left\{ C_F^2 \left[ \frac{9}{32} \ln^2\left(\frac{\bar{\mu}^2}{M^2}\right) + \frac{21}{32} \ln\left(\frac{\bar{\mu}^2}{M^2}\right) + \frac{7}{128} - \frac{15\zeta_2}{8} - \frac{3\zeta_3}{4} + 3\zeta_2 \ln(2) \right] \right. \\ & + C_F N_c \left[ -\frac{11}{32} \ln^2\left(\frac{\bar{\mu}^2}{M^2}\right) - \frac{185}{96} \ln\left(\frac{\bar{\mu}^2}{M^2}\right) - \frac{1111}{384} + \frac{\zeta_2}{2} + \frac{3\zeta_3}{8} - \frac{3\zeta_2}{2} \ln(2) \right] \\ & \left. + C_F T_F N_f \left[ \frac{1}{8} \ln^2\left(\frac{\bar{\mu}^2}{M^2}\right) + \frac{13}{24} \ln\left(\frac{\bar{\mu}^2}{M^2}\right) + \frac{71}{96} + \frac{\zeta_2}{2} \right] \right\} + \mathcal{O}(\alpha_s^3). \end{aligned} \quad (3.9)$$

Changing the normalization from eq. (3.1) to

$$\frac{\rho_P(\omega)}{\omega^2 m^2(\bar{\mu})} \Big|_{\text{vac}} \equiv \frac{N_c}{8\pi} \tilde{R}_c^p(\omega, \bar{\mu}) \quad (3.10)$$

and writing  $\tilde{R}_c^p$  as in eq. (3.2), mass dependence drops out from the asymptotics:

$$\tilde{R}^{p(0)} \stackrel{\omega \gg m(\bar{\mu})}{\approx} 1, \quad (3.11)$$

$$\tilde{R}^{p(1)} \stackrel{\omega \gg m(\bar{\mu})}{\approx} \frac{3}{2} \ln\left(\frac{\bar{\mu}^2}{\omega^2}\right) + \frac{17}{4}, \quad (3.12)$$

$$\tilde{R}_A^{p(2)} \stackrel{\omega \gg m(\bar{\mu})}{\approx} \frac{9}{8} \ln^2\left(\frac{\bar{\mu}^2}{\omega^2}\right) + \frac{105}{16} \ln\left(\frac{\bar{\mu}^2}{\omega^2}\right) + \frac{691}{64} - \frac{9\zeta_2}{4} - \frac{9\zeta_3}{4}, \quad (3.13)$$

$$\tilde{R}_{NA}^{p(2)} \stackrel{\omega \gg m(\bar{\mu})}{\approx} \frac{11}{16} \ln^2\left(\frac{\bar{\mu}^2}{\omega^2}\right) + \frac{71}{12} \ln\left(\frac{\bar{\mu}^2}{\omega^2}\right) + \frac{893}{64} - \frac{11\zeta_2}{8} - \frac{31\zeta_3}{8}, \quad (3.14)$$

$$\tilde{R}_l^{p(2)} \stackrel{\omega \gg m(\bar{\mu})}{\approx} -\frac{1}{4} \ln^2\left(\frac{\bar{\mu}^2}{\omega^2}\right) - \frac{11}{6} \ln\left(\frac{\bar{\mu}^2}{\omega^2}\right) - \frac{65}{16} + \frac{\zeta_2}{2} + \zeta_3. \quad (3.15)$$

We now see that the choice in eq. (3.8) removes large logarithms and leads to increasingly small corrections as  $\omega$  grows. Therefore eq. (3.10) yields a reliable prediction for large  $\omega$ .

We note in passing that the asymptotics in eqs. (3.11)–(3.15) is identical to what is obtained for the connected part of the scalar density correlator [43, 44]. This demonstrates that the scalar and pseudoscalar densities have the same anomalous dimension, which in turn is related to the quark mass anomalous dimension, so that  $m^2(\bar{\mu})\tilde{R}_c^p(\omega, \bar{\mu})$  is independent of  $\bar{\mu}$ .

Given the poor convergence of eq. (3.9), the question arises how we should relate  $M$  and  $m(\bar{\mu})$  to each other. Following old tradition, we parametrize quark masses through

$m(\bar{\mu}_{\text{ref}} \equiv 2 \text{ GeV})$	$m(\bar{\mu} = m)$	$\frac{M_x}{\text{GeV}}$	$\alpha_s(m(\bar{\mu} = m))$
GeV	GeV	GeV	
1.0	1.14	1.19(2)	0.280
2.0	2.00	2.11(2)	0.208
3.0	2.83	2.99(2)	0.181
4.0	3.64	3.84(2)	0.166
5.0	4.43	4.67(3)	0.155

**Table 1.** The quark masses used on the perturbative side of this study ( $N_f = 0$ ). We have used 5-loop running for the  $\overline{\text{MS}}$  mass  $m$  [45, 46] and for  $\alpha_s$  [47, 48]. The pole-like mass  $M_x$  has been defined through eq. (3.16), with  $x = 4 \dots 8$  yielding the variation shown. For scale setting we use  $r_0 \Lambda_{\overline{\text{MS}}} = 0.602(48)$  [49] and  $r_0 = 0.47(1)\text{fm}$  [50], whereby  $\Lambda_{\overline{\text{MS}}} \simeq 253 \text{ MeV}$  (a recent analysis yields  $r_0 \Lambda_{\overline{\text{MS}}} = 0.593(17)$  [51]). A potential model suggests that  $m(\bar{\mu}_{\text{ref}}) = 1 \text{ GeV}$  is close to the value relevant for the charmonium case,  $M_{1S} \equiv M_{\eta_c}/2 \approx 1.49 \text{ GeV}$ , whereas  $m(\bar{\mu}_{\text{ref}}) = 5 \text{ GeV}$  is close to the value relevant for the bottomonium case,  $M_{1S} \approx 4.66 \text{ GeV}$ , however these expectations are subject to large uncertainties.

their  $\overline{\text{MS}}$  values at the scale  $\bar{\mu}_{\text{ref}} \equiv 2 \text{ GeV}$ . The corresponding running mass is obtained from 5-loop running [45, 46]. One way to fix the value of  $M$  is to require that eqs. (3.1) and (3.10) agree at a value  $\omega = xM$  where we assume both representations to be reliable, say  $x = 4 \dots 8$ :

$$M_x^2 \equiv m^2(\bar{\mu}) \left. \frac{\tilde{R}_c^p(\omega, \bar{\mu})}{R_c^p(\omega)} \right|_{\bar{\mu}=\omega, \omega=xM_x}. \quad (3.16)$$

The results obtained at  $\mathcal{O}(\alpha_s^2)$  are shown in table 1. (There are many other pole mass definitions, however none of them are quite satisfactory for our purposes.)

#### 4 Thermal contributions around the threshold

Just above the threshold (i.e. for  $\omega - 2M \ll M$ ), the frequency  $\omega$  can be parametrized through a relative velocity as  $Mv^2 \equiv \omega - 2M$ . If  $Mv \lesssim gT$ , thermal effects are of order unity [24]. Because the heat bath breaks Lorentz invariance, their technical treatment is much harder than that of vacuum contributions: within strict perturbation theory, only the NLO level has been reached (cf. appendix B). Unfortunately the NLO expression turns out to be rather useless in practice; it indicates that thermal corrections are power-suppressed as  $\sim \alpha_s T^2/M^2$ , whereas in reality there are also thermal corrections only suppressed by (non-integer) powers of  $\alpha_s$ . These originate from soft-gluon mediated effects (thermal heavy quark mass correction, Debye screening, real  $2 \rightarrow 2$  scatterings of heavy quarks off plasma particles), and require a resummed treatment. We follow here the implementation of ref. [28].

Before proceeding let us stress that, as is characteristic of resummed treatments, the approach can be justified theoretically only in a certain parametric range (see below). In practice it is also used somewhat outside of this range, and for this purpose it is “enhanced”

by a number of phenomenological ingredients (see below), in order to avoid a drastic breakdown in the latter situations.

Within the non-relativistic regime  $v \ll 1$ , the pseudoscalar spectral function is related to the vector channel one:

$$\rho_{\text{P}}^{\text{NRQCD}} = \frac{M^2}{3} \rho_{\text{V}}^{\text{NRQCD}}, \quad \omega \approx 2M. \quad (4.1)$$

For the vector channel, the spectral function is obtained from a Wightman function  $C_{>}$  as

$$\rho_{\text{V}}^{\text{NRQCD}}(\omega) = \frac{1}{2} \left(1 - e^{-\frac{\omega}{T}}\right) \int_{-\infty}^{\infty} dt e^{i\omega t} C_{>}(t; \mathbf{0}, \mathbf{0}), \quad (4.2)$$

where  $C_{>}$  is solved from

$$\left\{ i\partial_t - \left[ 2M + V_T(r) - \frac{\nabla_{\mathbf{r}}^2}{M} \right] \right\} C_{>}^V(t; \mathbf{r}, \mathbf{r}') = 0, \quad t \neq 0, \quad (4.3)$$

$$C_{>}^V(0; \mathbf{r}, \mathbf{r}') = 6N_c \delta^{(3)}(\mathbf{r} - \mathbf{r}'). \quad (4.4)$$

For  $t > 0$  the potential is of the form [25–27]

$$V_T(r) = -\alpha_s C_{\text{F}} \left[ m_{\text{D}} + \frac{\exp(-m_{\text{D}} r)}{r} \right] - i\alpha_s C_{\text{F}} T \phi(m_{\text{D}} r) + \mathcal{O}(\alpha_s^2), \quad (4.5)$$

where the function

$$\phi(x) \equiv 2 \int_0^{\infty} \frac{dz z}{(z^2 + 1)^2} \left[ 1 - \frac{\sin(zx)}{zx} \right] \quad (4.6)$$

represents the effects of real  $2 \rightarrow 2$  scatterings of the quark and antiquark off medium particles. For  $t < 0$  the sign of  $\text{Im} V_T$  is reversed. For numerical estimates we insert 2-loop values of  $m_{\text{D}}$  and a thermal  $\alpha_s$  from ref. [52] (for  $m_{\text{D}}$  the 3-loop level has also been reached [53]).

At short separations,  $r \ll 1/m_{\text{D}}$ , we replace the thermal potential by a vacuum one. At 2-loop level,

$$V_0(r) = - \int \frac{d^3 \mathbf{k}}{(2\pi)^3} \left( \frac{4\pi C_{\text{F}} \alpha_s e^{i\mathbf{k} \cdot \mathbf{r}}}{k^2} \right) \left\{ 1 + \frac{\alpha_s}{4\pi} \left[ a_1 + \beta_0 \ln \left( \frac{\bar{\mu}^2}{k^2} \right) \right] + \left( \frac{\alpha_s}{4\pi} \right)^2 \left[ a_2 + (\beta_1 + 2a_1 \beta_0) \ln \left( \frac{\bar{\mu}^2}{k^2} \right) + \beta_0^2 \ln^2 \left( \frac{\bar{\mu}^2}{k^2} \right) \right] \right\} + \mathcal{O}(\alpha_s^4) \quad (4.7)$$

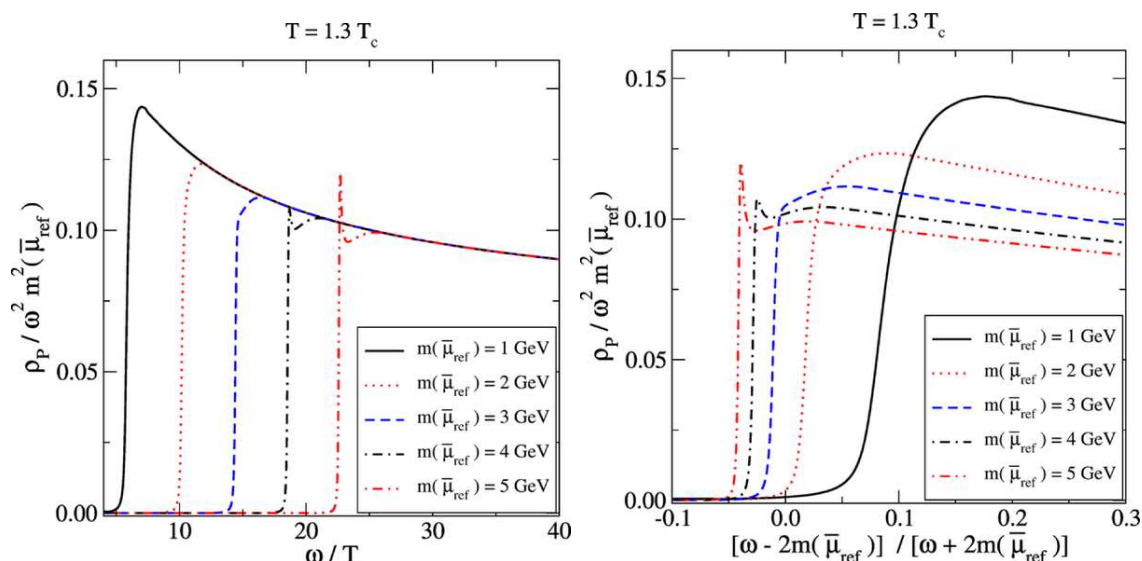
$$= - \frac{C_{\text{F}} \alpha_s \left( \frac{e^{-\gamma}}{r} \right)}{r} \left\{ 1 + \frac{\alpha_s \left( \frac{e^{-\gamma}}{r} \right)}{4\pi} a_1 + \frac{\alpha_s^2 \left( \frac{e^{-\gamma}}{r} \right)}{(4\pi)^2} \left[ a_2 + \frac{\pi^2 \beta_0^2}{3} \right] \right\} + \mathcal{O}(\alpha_s^4), \quad (4.8)$$

where  $\gamma$  is the Euler constant and, for  $N_f = 0$  [54],

$$a_1 = \frac{31N_c}{9}, \quad a_2 = \left( \frac{4343}{162} + 4\pi^2 - \frac{\pi^4}{4} + \frac{22\zeta_3}{3} \right) N_c^2, \quad \beta_0 = \frac{11N_c}{3}, \quad \beta_1 = \frac{34N_c^2}{3}. \quad (4.9)$$

The 3-loop potential is also known in analytic form by now [55]. At  $rm_{\text{D}} \ll 1$  the potential of eq. (4.8) is less binding than that of eq. (4.5) because the coupling runs towards zero; at  $rm_{\text{D}} \gg 1$  eq. (4.5) is less binding because of Debye screening. For our numerics,





**Figure 1.** Spectral functions interpolating between a thermal contribution around the threshold (section 4) and  $\overline{\text{MS}}$  asymptotics above the threshold (eq. (3.10)). The normalization of the near-threshold contribution (cf. eq. (4.10)) and the matching point have been treated as free parameters; we find  $A \approx 1.2 \dots 1.3$  and  $\omega_{\text{match}} \approx 2.3 \dots 2.6M$ . The other parameters correspond to table 1, with  $M \equiv M_{x=6}$ .

we employ  $\max\{V_0, \text{Re}[V_T(r) - V_T(\infty)]\}$  as the  $r$ -dependent real part of the potential, whereby  $V_0$  applies at short separations and  $\text{Re} V_T$  at large ones. This regulates the infrared sensitivity of the potential that has been widely discussed in the context of heavy-quark mass definitions.

In order to combine the threshold behaviour from eqs. (4.1)–(4.5) with the asymptotics from eq. (3.10), we normalize  $\rho_P^{\text{NRQCD}}$  by a multiplicative factor. Given that the perturbative value of this factor is poorly determined, we rather choose a free coefficient, denoted by  $A$ :

$$\rho_P^{\text{QCD}} = A \times \rho_P^{\text{NRQCD}} . \tag{4.10}$$

The value of  $A$  is chosen so that  $\rho_P^{\text{QCD}}$  attaches to the  $\overline{\text{MS}}$  asymptotics from eq. (3.10) continuously and with a continuous first derivative at some  $2M < \omega < 3M$ , cf. figure 1.

Once we are sufficiently *below* the threshold,  $2M - \omega \gg \alpha_s^2 M$ , the description of the spectral function through eqs. (4.1)–(4.5) is no longer applicable. In fact the Schrödinger description overestimates the spectral function in this regime: the correct result is non-zero at finite temperature, but exponentially suppressed, as discussed below eq. (B.6). In order to model this suppression, we multiply  $\phi$  of eq. (4.5) by  $\theta(2M - \omega)e^{-|\omega - 2M|/T}$ . In the parametric range  $|\omega - 2M| \sim \alpha_s^2 M \ll gT, \alpha_s M, \pi T \ll M$  for which an approach based on eqs. (4.1)–(4.5) can be justified [27–29], this amounts to a higher-order effect. The range  $\omega \leq 1.0M$ , which has very little effect after adopting this recipe, is cut off from the numerical evaluation of eq. (2.3). These choices are purely phenomenological; formally they amount to effects which are of higher order in  $\alpha_s$  than our computation.

For small frequencies, the prefactor in eq. (4.2) results in an additional suppression of the spectral function. However other exponentially small (when  $\omega \sim 2M \gg \pi T$ ) effects have been omitted in the non-relativistic solution of  $C_>$ . We “reconstruct” the exponential factor by taking it over from the tree-level computation in which, as indicated by eq. (5.2), it is given by  $\tanh(\frac{\omega}{4T}) = 1 - 2n_F(\omega/2)$ . For  $m(\bar{\mu}_{\text{ref}}) = 1 \text{ GeV}$ , when the non-relativistic expansion is at most marginally viable, this leads to a  $\sim 10\%$  reduction of the threshold enhancement obtained from the Schrödinger equation. Of course, this reduction is partly compensated for by the matching in eq. (4.10). In any case, our “best estimates” for the thermal spectral function at different  $m(\bar{\mu}_{\text{ref}})$ , obtained as outlined above, are shown in figure 1.

We note in passing that, in accordance with the original findings of ref. [28], a small resonance peak can be observed at the largest quark masses at this temperature. We return to a discussion of this point in section 6.

## 5 Lattice simulations

### 5.1 Ensemble and statistics

We have carried out lattice simulations in quenched SU(3) gauge theory with  $\mathcal{O}(a)$  improved Wilson quarks as valence quarks, in order to measure the connected pseudoscalar correlator and take the continuum limit. At each lattice spacing, this involves an interpolation to a bare quark mass that reproduces the physical  $J/\psi$  or  $\Upsilon$  mass at a low temperature. The basic techniques (action, simulation algorithm), as well as tests suggesting that finite-volume effects are reasonably small, are described in ref. [18]. The progress in the past 5 years amounts to simulating several fine lattice spacings, and on each of them several values of the bare quark mass. Details concerning the ensemble are collected in table 2.

There is a well-known problem with simulations close to the continuum limit with periodic boundary conditions, namely the “freezing” of topological degrees of freedom [56]. At low temperatures, this effect is unphysical. Our measurements were separated by 500 sweeps, each consisting of 1 heatbath and 4 overrelaxation updates. The initial thermalization consisted of 2000 sweeps at  $\beta = 7.192$  and of 5000 sweeps at  $\beta = 7.793$ . With this setup we do observe some evolution between the topological sectors up to  $\beta \simeq 6.8$ , however at the values  $\beta \gtrsim 7.2$  that play a role in our analysis, no evolution takes place. Even though the resulting uncertainties should be minor at high temperatures, where the physical topological susceptibility is small, the freezing does affect our low-temperature runs as well, particularly our scale setting [57]<sup>4</sup> though the parameter  $r_0$  [62]. In some sense, the values of  $r_0/a$  in our study should be interpreted as “ $r_0/a$  at fixed trivial topology”. It is not known how much these differ from the corresponding  $r_0/a$  in the physical  $\theta$ -vacuum, however in principle the differences are suppressed by the inverse volume and therefore perhaps moderate.

---

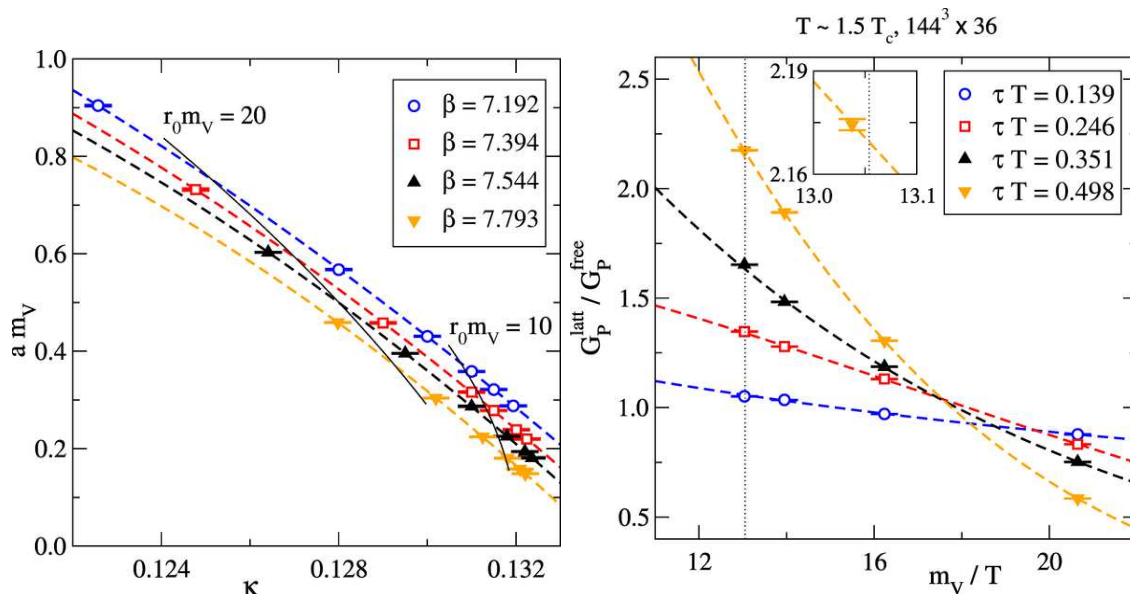
<sup>4</sup>We take the opportunity to note that the values of  $(t_0/a^2)^{\text{Clover}}$  cited in ref. [57] were marred by a bug, and are too large by a few %. This does not affect any of the conclusions of ref. [57], because the clover results were excluded due to their peculiar volume dependence. We thank Lukas Mazur for locating the bug.

$\beta$	$N_s$	$N_\tau$	confs	$r_0/a$	$T/T_c$	$c_{\text{SW}}$	$\kappa_c$	$\kappa$	$\frac{m^2(1/a)}{m^2(\bar{\mu}_{\text{ref}})}$
7.192	96	48	237	26.6	0.74	1.367261	0.13442	0.12257, 0.12800, 0.13000, 0.13100, 0.13150, 0.13194	0.6442
		32	476		1.12				
		28	336		1.27				
		24	336		1.49				
		16	237		2.23				
7.394	120	60	171	33.8	0.76	1.345109	0.13408	0.124772, 0.12900, 0.13100, 0.13150, 0.132008, 0.132245	0.6172
		40	141		1.13				
		30	247		1.51				
		20	226		2.27				
7.544	144	72	221	40.4	0.75	1.330868	0.13384	0.12641, 0.12950, 0.13100, 0.13180, 0.13220, 0.13236	0.5988
		48	462		1.13				
		42	660		1.29				
		36	288		1.51				
		24	237		2.26				
7.793	192	96	224	54.1	0.76	1.310381	0.13347	0.12798, 0.13019, 0.13125, 0.13181, 0.13209, 0.13221	0.5715
		64	249		1.13				
		56	190		1.30				
		48	210		1.51				
		32	235		2.27				

**Table 2.** The lattices (of geometry  $N_s^3 \times N_\tau$ ) included in the current analysis. The measurements of  $r_0/a$  at low temperatures are based on our own measurements of large Wilson loop expectation values, and correspond to a sector of fixed trivial topology, due to the freezing of topological degrees of freedom [56]; we refrain from estimating systematic uncertainties. When citing physical units, we make use of  $r_0 = 0.47(1)$  fm from ref. [50]. Conversions to units of  $T_c$  are based on  $r_0 T_c = 0.7457(45)$  from ref. [57]. Our new data for  $r_0/a$ , together with the older one summarized in table 2 of ref. [57], which include classic results from refs. [58, 59], can be well represented ( $\chi^2/\text{d.o.f.} = 1.43$ ) by eq. (4) of ref. [57], with the modified couplings  $c_1 = -8.9664$ ,  $c_2 = 19.21$ ,  $c_3 = -5.25217$ ,  $c_4 = 0.606828$ . The Sheikholeslami-Wohlert coefficient  $c_{\text{SW}}$  [60] and the critical Wilson hopping parameter  $\kappa_c$  are in accordance with ref. [61]; the bare lattice mass is  $am_L = \frac{1}{2\kappa} - \frac{1}{2\kappa_c}$ . The evolution of the  $\overline{\text{MS}}$  renormalized quark mass squared given in the last column, which affects the renormalized pseudoscalar correlator as described in section 5.4, was determined with 5-loop running [45–48], with  $\bar{\mu}_{\text{ref}} \equiv 2$  GeV.

## 5.2 Tuning of quark mass

For any given lattice spacing, the first step is to interpolate results to the physical bare quark mass. We have determined quark propagators at six different bare quark masses (or hopping parameters; cf. table 2), roughly speaking between the charm and bottom masses, with a denser grid around the former. As the corresponding observable we measure the screening mass corresponding to the spatial components of the vector current (including only transverse components with respect to the measurement direction). The measurement is carried out deep in the confined phase ( $T \sim 0.75T_c$  in table 2), and is interpreted as being a good approximation for a measurement at zero temperature. Thus, the screening mass is identified as the  $J/\psi$  or  $\Upsilon$  mass (we use  $J/\psi$  rather than  $\eta_c$  for scale setting because it is



**Figure 2.** Left: The vector meson (physically  $J/\psi$ ,  $\Upsilon$ ) masses in lattice units,  $am_V$ , measured from spatial correlators deep in the confined phase. Dashed lines show quadratic fits, meant to guide the eye. Solid lines show “lines of constant physics”, with the conversion of  $a$  to physical units being based on  $r_0$ , cf. table 2 ( $r_0 m_V = 20$  corresponds to  $m_V \simeq 8$  GeV,  $r_0 m_V = 10$  to  $m_V \simeq 4$  GeV). Right: An example of an interpolation of the thermal correlator to a physical mass value (in this case  $m_{J/\psi} \approx 3.1$  GeV, indicated by a dotted line). Units are again converted via  $r_0 \approx 0.47$  fm [50].

a narrower resonance, however in practice this difference is inessential on our resolution). The screening mass is extracted from a two-exponential fit, with an ensemble of fit ranges chosen by hand close to where a minimal  $\chi^2/\text{d.o.f.} \sim 1$  can be found. The result is denoted by  $m_V$ ; the corresponding values are plotted in figure 2(left) in lattice units.

Proceeding now to the thermal runs in the temporal direction ( $\tau$ ), the correlators were measured at the same values of the bare quark masses. Therefore each measurement can be assigned to a specific value of the zero temperature (screening) mass  $m_V$ . The data is subsequently interpolated quadratically in  $m_V$ ,

$$\ln \left\{ \frac{G_P^{\text{latt}}(\tau T)}{G_P^{\text{free}}(\tau T)} \right\} = \alpha_2(\tau T) \left( \frac{m_V}{T} \right)^2 + \alpha_1(\tau T) \frac{m_V}{T} + \alpha_0(\tau T), \quad (5.1)$$

where  $G_P^{\text{free}}$  is defined in eq. (5.2). The four  $\kappa$ -values closest to the desired point are used for this interpolation (or, in some cases, mild extrapolation). Having determined the coefficients  $\alpha_i(\tau T)$ , we finally set  $m_V \rightarrow m_{J/\psi}$  or  $m_V \rightarrow m_\Upsilon$ , in order to get the physical result at the given  $\tau$  and  $T$ . The procedure is illustrated in figure 2(right) for four values of  $\tau T$ . The interpolated correlator for the physical mass can be read off from the dotted line.

### 5.3 Normalization of imaginary-time correlators

With the data interpolated to a physical quark mass, the next task is to extrapolate to the continuum limit. This is facilitated by normalizing the lattice data to a function which captures most of the rapid  $\tau$ -dependence at small  $\tau \ll 1/T$ .

Because of a non-zero anomalous dimension, there is no exact “free result” for the pseudoscalar correlator like, say, for the vector channel correlator in the chiral limit. However, we can *define*

$$\frac{G_P^{\text{free}}(\tau)}{m^2(\bar{\mu}_{\text{ref}})} \equiv \int_{2M_{1S}}^{\infty} \frac{d\omega}{\pi} \left\{ \frac{N_c \omega^2}{8\pi} \tanh\left(\frac{\omega}{4T}\right) \sqrt{1 - \frac{4M_{1S}^2}{\omega^2}} \right\} \frac{\cosh\left(\left(\frac{1}{2T} - \tau\right)\omega\right)}{\sinh\left(\frac{\omega}{2T}\right)}, \quad (5.2)$$

where the expression in curly brackets is the tree-level spectral function, and the remaining factors amount to those in eq. (2.3). Because of the anomalous dimension, a result normalized through eq. (5.2) does not go to a constant value at  $\tau \ll 1/T$ , though we expect it to be slowly varying. By definition we set  $M_{1S} \equiv 1.5 \text{ GeV}$  in eq. (5.2) for the charmonium case, and  $M_{1S} \equiv 5.0 \text{ GeV}$  for the bottomonium case (the physical value being  $M_{1S} \approx 4.7 \text{ GeV}$ ).

#### 5.4 Renormalization and continuum extrapolation

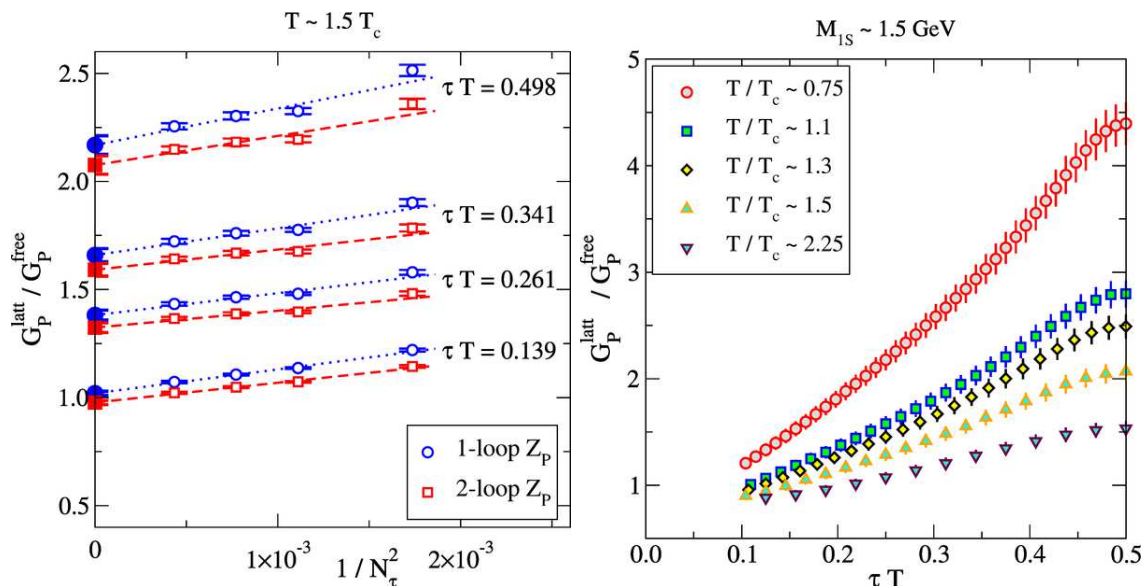
In the absence of non-perturbative renormalization factors for quenched massive pseudoscalar densities, we have made use of massless perturbative results [63, 64], supplemented by a 1-loop correction for the mass dependence [65, 66]. A tadpole-improved coupling was inserted in these formulae, along the lines discussed in ref. [67]. The difference of the 1-loop and 2-loop expressions from ref. [64] was employed for getting a feeling about the systematic uncertainties of perturbative renormalization.

There is an important subtlety related to the pseudoscalar renormalization factor, denoted by  $Z_P$ . Since  $Z_P$  is supposed to bring us from the lattice to the  $\overline{\text{MS}}$  scheme, it depends on how  $\gamma_5$  is defined on the latter side. With the 't Hooft-Veltman choice [31], the strict  $\overline{\text{MS}}$  pseudoscalar density needs to be multiplied with an additional finite renormalization factor in order for it to have the same anomalous dimension as the scalar density [32],

$$Z_5 = 1 - \frac{g^2 C_F}{2\pi^2} + \frac{g^4 C_F}{128\pi^4} \frac{N_c + 2N_f}{9} + \mathcal{O}(g^6). \quad (5.3)$$

In so-called naive dimensional regularization, no additional factor is needed at low perturbative orders. The 1-loop pseudoscalar renormalization factor computed in ref. [63] is smaller than that in ref. [64], the reason being that it is multiplied by  $Z_5$  in comparison with ref. [64]. We are interested in a pseudoscalar density which corresponds to the perturbative result presented in section 3 and has the same anomalous dimension as the scalar density (cf. comments below eq. (3.15)). Then the normalization of ref. [63] is appropriate, i.e. we need  $Z_5 Z_P^{\text{L},\overline{\text{MS}}}$  in the notation of ref. [64]. For reference we note that numerically  $Z_5 Z_P^{\text{L},\overline{\text{MS}}} \sim 0.8$  in the range of our  $\beta$ 's and masses.

The perturbative renormalization factors bring us to the  $\overline{\text{MS}}$  scheme at the scale  $\bar{\mu} = 1/a$ . For scale-independent results the pseudoscalar correlator should then be multiplied by a quark mass in the same scheme and at the same renormalization scale, i.e.  $m^2(1/a)$ . Subsequently the mass can be evolved to the scale  $\bar{\mu}_{\text{ref}}$  so that it drops out if the correlator is normalized according to eq. (5.2):  $m^2(a^{-1}) = m^2(\bar{\mu}_{\text{ref}}) [m(a^{-1})/m(\bar{\mu}_{\text{ref}})]^2$ . In other words, lattice results multiplied by  $Z_5 Z_P^{\text{L},\overline{\text{MS}}}$  need to be further multiplied by  $[m(a^{-1})/m(\bar{\mu}_{\text{ref}})]^2$ ; the numerical value of this ratio is presented in table 2.



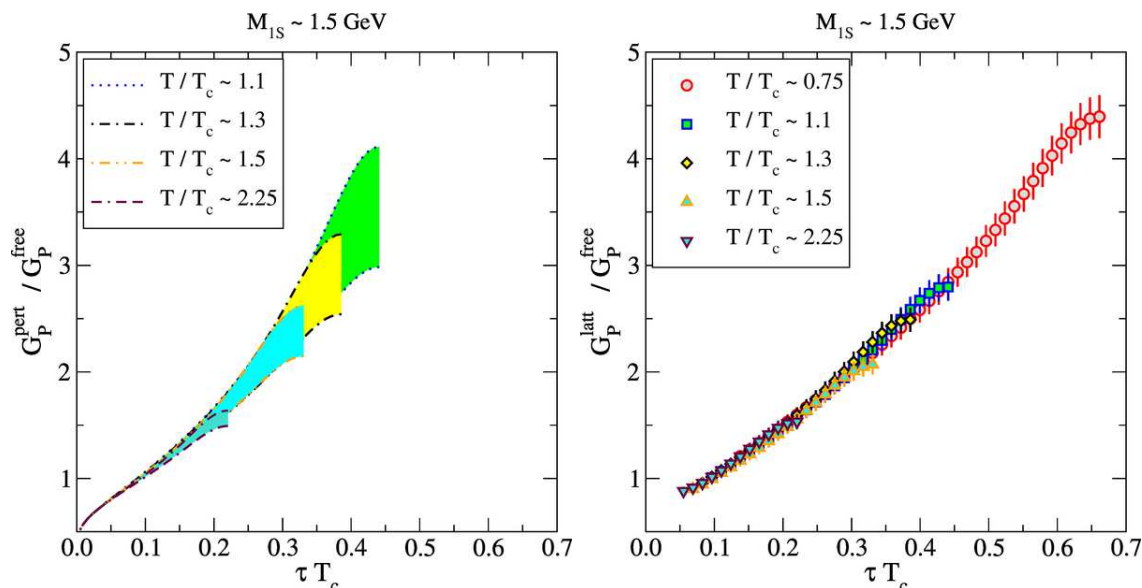
**Figure 3.** Left: Examples of continuum extrapolations at  $T \sim 1.5T_c$  (filled symbols), based on 1-loop and 2-loop renormalization factors and a fit ansatz linear in  $1/N_\tau^2$  (cf. section 5.4). We have also carried out fits quadratic in  $1/N_\tau^2$ , or linear in  $1/N_\tau^2$  but restricted to the three finest lattices; the variations are of the same order as the differences from using 1-loop and 2-loop renormalization factors, which we then adopt as our estimate of systematic uncertainties. Right: Continuum-extrapolated correlators. The uncertainties have been obtained by adding together, in quadrature, statistical errors and systematic uncertainties from the difference of using 1-loop and 2-loop renormalization factors.

After multiplication by the renormalization factors, piecewise polynomial interpolations (b-splines) are used for estimating all correlators at the distances available on the finest lattice. The continuum extrapolation is then carried out independently at all these distances. An ansatz linear in  $1/N_\tau^2$  describes the data well, even though effects of  $\mathcal{O}(\alpha_s^2 am_L)$  are thereby omitted [66] (here  $am_L$  is the bare lattice mass defined in the caption of table 2). Representative examples of continuum extrapolations are shown in figure 3(left). All four lattice spacings, as listed in table 2, are included in the fit, except for the temperature  $T \sim 1.3T_c$  at which only three lattice spacings are available. Other fit forms (quadratic in  $1/N_\tau^2$ , or linear in  $1/N_\tau^2$  but restricted to the three finest lattices) have also been successfully tested, cf. caption of figure 3.

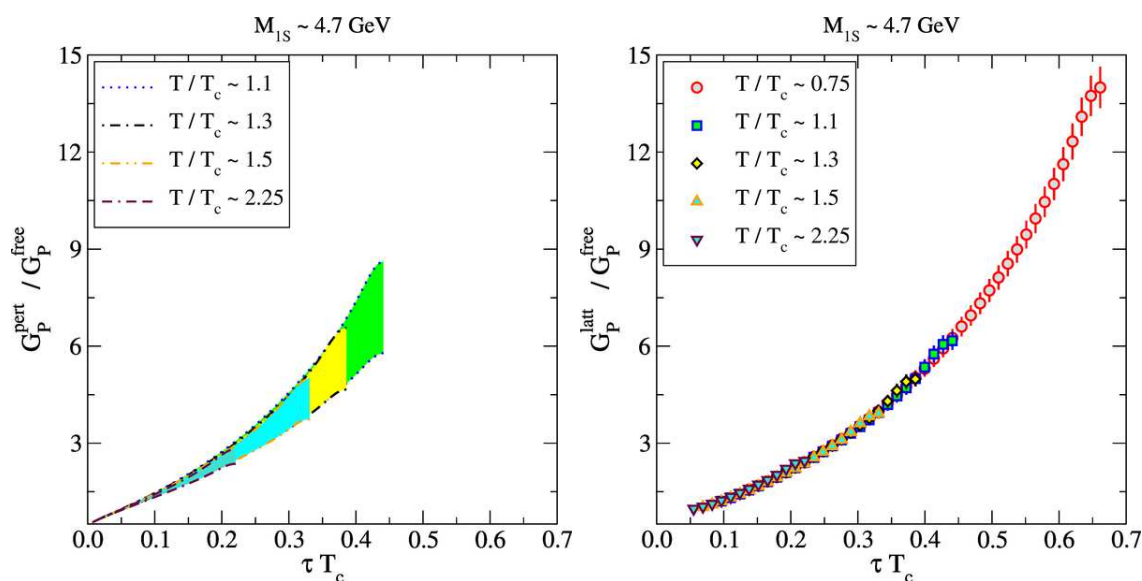
The whole procedure is implemented in the form of a bootstrap analysis. The final continuum-extrapolated results are shown in the right panels of figures 3 and 4 for charmonium, and in the right panel of figure 5 for bottomonium.

## 6 Modelling and comparison

The purpose of this section is to compare the predictions originating from the spectral functions in figure 1, shown as the corresponding imaginary-time correlators for the charmonium case in figure 4(left) and for the bottomonium case in figure 5(left), with the lattice



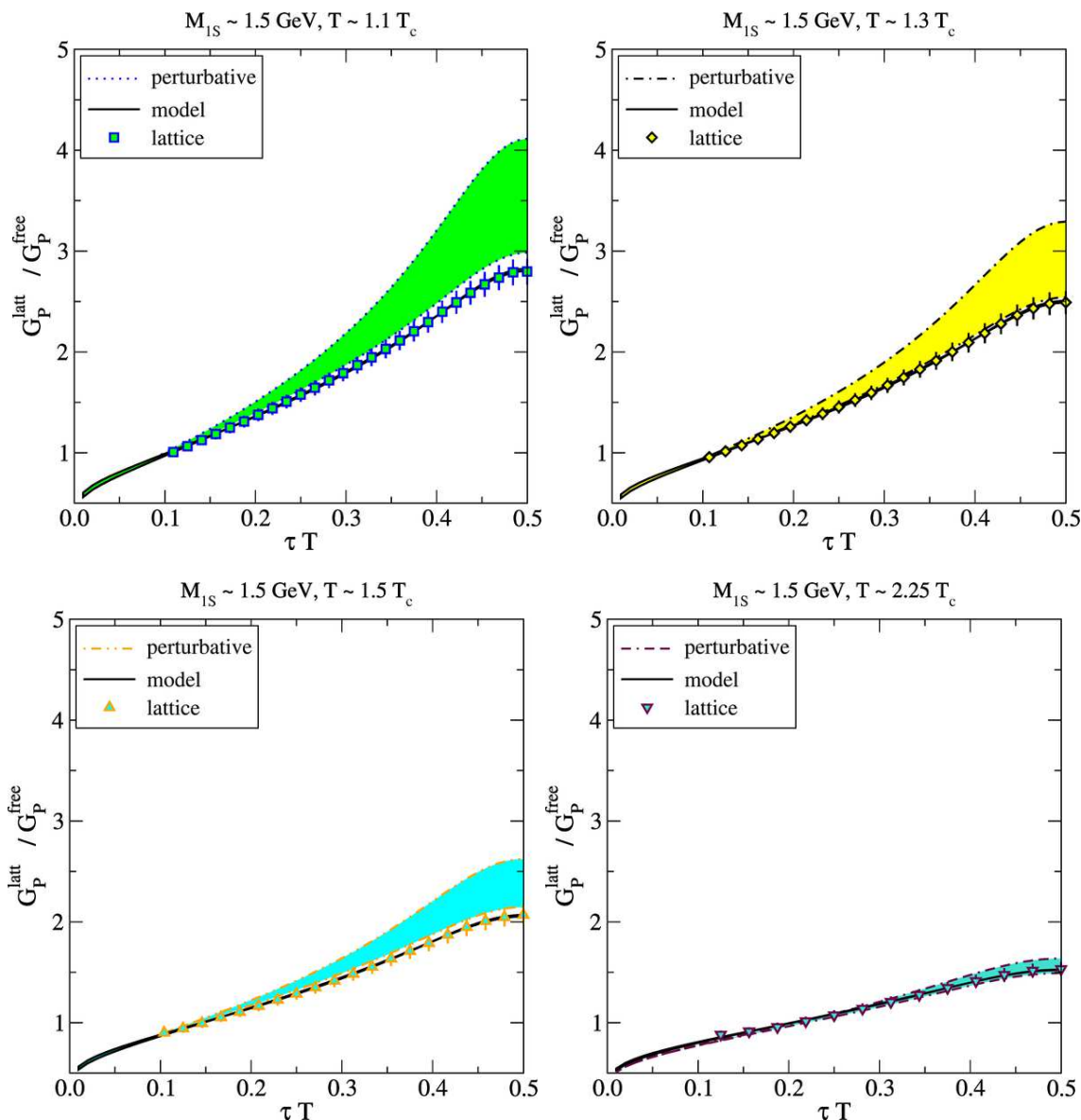
**Figure 4.** Left: Imaginary-time correlators corresponding to spectral functions such as those shown in figure 1, for  $m(\bar{\mu}_{\text{ref}}) = 1 \text{ GeV}$ , plotted by expressing  $\tau$  in fixed units, chosen as  $T_c$ . The uncertainty bands have been obtained by varying the central value of  $m(\bar{\mu}_{\text{ref}})$  by 10% in both directions. Right: Lattice data from figure 3(right) in the same units, including now also the lowest temperature at  $T < T_c$ .



**Figure 5.** Like figure 4 but for the bottomonium case. Here the perturbative uncertainty bands have been obtained by varying the central value  $m(\bar{\mu}_{\text{ref}}) = 5 \text{ GeV}$  by 2% in both directions.

data shown in figures 4(right) and 5(right). We restrict ourselves to a rather qualitative discussion here, identifying two main issues which help to explain the differences observed.

Let us start by noting that one striking feature of the lattice data is its apparent inertness: if plotted in units of  $\tau T_c$ , all curves more or less fall on top of each other, cf.



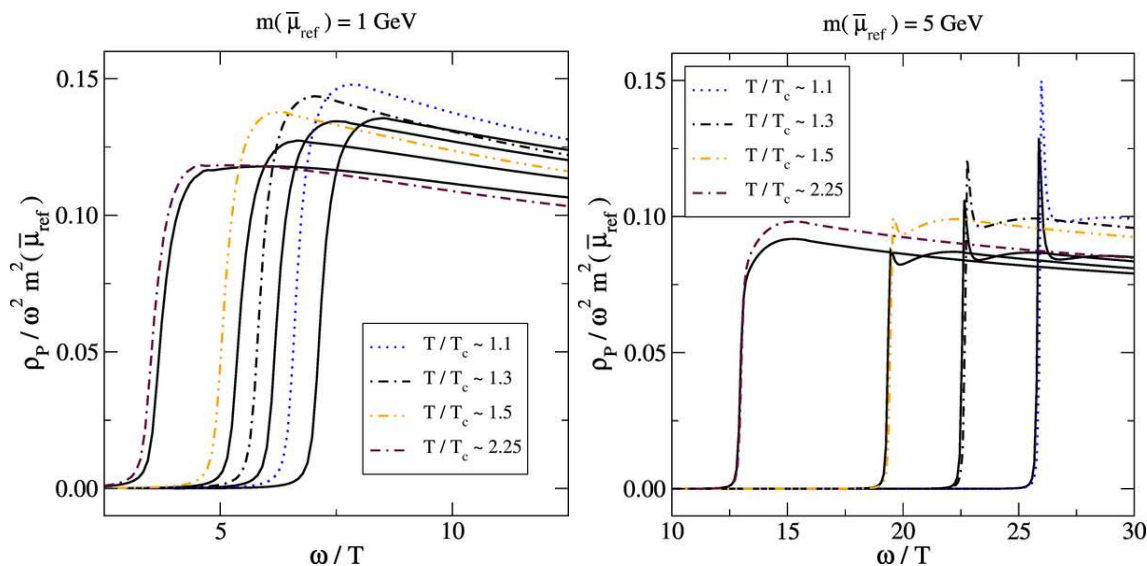
**Figure 6.** Imaginary-time correlators corresponding to spectral functions modelled according to eq. (6.1) (narrow bands delineated by solid curves), compared with resummed perturbative predictions from figure 4(left) (broad bands) and lattice data from figure 4(right) (open symbols).

figure 4(right). Such an inertness, however, does *not* indicate the persistence of bound states; indeed a similar inertness is seen on the perturbative side where no bound states are present, cf. figure 4(left).

There is one clear difference between the lattice and perturbative sets in figure 4: the perturbative data display a larger positive “curvature” as a function of  $\tau T_c$ , overshooting the lattice data at  $\tau T_c \gtrsim 0.2$ .

This difference may have a relatively simple explanation. In order to demonstrate this, we introduce a “model” spectral function, which is obtained from the perturbative one by





**Figure 7.** Perturbative spectral functions (dash-dotted curves) and their modifications according to eq. (6.1) (continuous curves), for charmonium (left) and bottomonium (right). The continuous curves on the left yield the imaginary-time correlators labelled by “model” in figure 6, which agree well with lattice data at all distances. These results are elaborated upon in the paragraphs following eq. (6.1).

adjusting its overall normalization as well as the threshold location.<sup>5</sup>

$$\rho_P^{\text{model}}(\omega) \equiv A \rho_P^{\text{pert}}(\omega - B). \quad (6.1)$$

The overall magnitude is adjusted because of uncertainties related to the perturbative renormalization factors on which we rely on the lattice side (cf. section 5.4), and the threshold location because pole-type masses are poorly estimated in perturbation theory (cf. section 3). Results from simple  $\chi^2$  fits to the lattice data, with  $A$  and  $B$  treated as fit parameters, are shown in figure 6. An excellent representation of the lattice data can be found in all cases. The same is true, by and large, for the bottomonium case. The fit parameters are collected in table 3.

The model spectral functions corresponding to figure 6 are shown in figure 7(left), where they are compared with the unmodified perturbative ones. The first essential feature is that some additional spectral weight is needed at very large  $\omega$ . This accounts for the small difference observed at  $\tau T \lesssim 0.15$  between the lattice and perturbative results. This discrepancy may originate from the perturbative renormalization factors that we have used (cf. section 5.4). Non-perturbative renormalization would help to clarify this issue.

The second feature observed in figure 7(left) is that the thresholds shift to larger masses. This is perfectly admissible, given that the procedure we adopted for estimating a vacuum “pole mass” in section 3 is subject to large uncertainties, and that thermal mass corrections beyond the perturbative ones included through eq. (4.5) could be substantial.

<sup>5</sup>Functional forms which induce a shift only at moderate  $\omega$  lead to similar results, e.g.  $A \rho_P^{\text{pert}}(\omega - \frac{B}{(\omega_0 + \omega)^\alpha})$ .

$T/T_c$	charmonium			bottomonium		
	$A$	$B/T$	$\chi^2/\text{d.o.f.}$	$A$	$B/T$	$\chi^2/\text{d.o.f.}$
1.1	1.04	0.52	0.01	0.85	-0.11	0.02
1.3	1.04	0.37	0.01	0.87	-0.13	0.04
1.5	1.02	0.33	0.02	0.87	-0.11	0.10
2.25	1.06	0.16	0.08	0.93	-0.04	0.28

**Table 3.** Best fit parameters according to eq. (6.1). The left set corresponds to charmonium, the right to bottomonium. In these fits the errors of the lattice results at different values of  $\tau T$ , which are dominated by systematic uncertainties, have been treated as independent of each other. Therefore the results are somewhat qualitative in nature, and we refrain from citing errors.

In fact, it is known from lattice studies of renormalized Polyakov loop expectation values that close to  $T_c$  thermal mass corrections are positive, whereas eq. (4.5) predicts a negative thermal mass correction, which in Polyakov loop measurements is observed only at  $T \gtrsim 3T_c$  [68].

For the bottomonium case, the model spectral functions are shown in 7(right). The perturbative input originates from figure 1 and contains a resonance peak at  $T \lesssim 1.5T_c$ . At these larger frequencies non-perturbative mass shifts are barely visible. In contrast the overall normalization is corrected by a larger amount than for the charmonium case, and downwards. This difference is not surprising, given that because of the larger mass, discretization effects, including corrections of  $\mathcal{O}(\alpha_s^2 am_L)$ , imply that our renormalization factors and continuum extrapolation are likely to contain larger systematic uncertainties.

We stress that, as figure 7(left) shows, no resonance peaks are needed for representing the lattice data for the charmonium correlator even at the lowest temperatures in the deconfined phase; a modest threshold enhancement is perfectly sufficient. In contrast a thermally broadened resonance peak, as predicted by resummed perturbation theory, may well be present in the bottomonium case at  $T \lesssim 1.5T_c$ , cf. figure 7(right). Even though perturbation theory contains inherent uncertainties, such features have been consistently observed in previous computations, however the quantitative properties of the peaks depend on the precise approximation under which the thermal potential and the gauge coupling have been estimated.

## 7 Conclusions and outlook

We have presented a resummed perturbative estimate of the thermal quarkonium pseudoscalar spectral function on one hand (sections 3 and 4), and a continuum-extrapolated quenched lattice measurement of the corresponding imaginary-time correlator on the other (section 5). Our main conclusions originate from a comparison of these two computations (figure 6). Unambiguous but not overwhelming differences are observed, which call for an interpretation.

Two possible culprits have been put forward in section 6. First, it is plausible that the perturbative renormalization that we have used for the lattice correlators, and other

uncertainties related to the continuum extrapolation at the very large  $\beta$ -values that we have used, could result in inaccuracies on a  $\sim 5 - 10\%$  level for the overall normalization of the imaginary-time correlators. This problem is expected to be more severe in the bottomonium case, given that  $\mathcal{O}(\alpha_s^2 am_L)$  corrections could affect the continuum extrapolation. Second, the thermal quark-antiquark threshold location is not accessible to perturbation theory on a quantitative level; treating it rather as a fit parameter significantly improves upon the agreement. The latter problem is, relatively speaking, more severe in the charmonium case, given that the threshold is located at a smaller energy.

In contrast, there is *no need* to modify the perturbative charmonium spectral function through resonance peaks at any of the deconfined temperatures that we have considered, which is consistent with a rapid dissociation of the  $\eta_c$  meson in the deconfined phase of quenched QCD. In the bottomonium case, a thermally broadened  $\eta_b$  peak can persist up to  $\sim 1.5T_c$ . To rephrase these observations more strictly, our statement is that perturbative spectral functions, which display these features, yield imaginary-time correlators perfectly compatible with lattice data, apart from a modest shift of the threshold location. At the same time the existence of some features beyond the perturbative ones cannot be excluded.

In order to consolidate this tentative picture, several future steps are needed. To remove the uncertainty concerning overall normalization, non-perturbative renormalization is desirable, including the determination of quark mass effects of  $\mathcal{O}(am_L)$  so that  $\mathcal{O}(a)$  improvement is complete [69]. Ambiguities originating from the fact that our low-temperature runs, needed for scale setting, are frozen to the trivial topological sector, should be addressed, for instance by taking volume averages in very large volumes [70]. For insight on dissociation patterns, spectral reconstruction techniques could be applied to the continuum-extrapolated data.

We end with an important comment concerning the quenched approximation on which this study was based. Generally, for a comparative value of  $T/T_c$ , we would expect the quenched deconfined phase to be better described by perturbation theory (i.e. more weakly coupled) than the unquenched one. A physics argument is that in the quenched theory hadrons (glueballs) are heavy, with  $m_{0_{++}} \gg 1$  GeV, so that the system needs to be heated up to a high temperature to “dissolve” them. Concretely,  $T_c \simeq 1.24\Lambda_{\overline{\text{MS}}} > \Lambda_{\overline{\text{MS}}}$ , so that  $\alpha_s^{(\text{EQCD})}|_{T \simeq T_c} \simeq 0.2$  is reasonably “small” [52]. In contrast, the lightest excitations of the unquenched theory are pions, with  $m_\pi \ll 1$  GeV, and only a modest heating is needed to reach the transition temperature (or crossover). Concretely,  $T_c \simeq 0.45\Lambda_{\overline{\text{MS}}} < \Lambda_{\overline{\text{MS}}}$ , so that  $\alpha_s^{(\text{EQCD})}|_{T \simeq T_c} > 0.3$  is undoubtedly too large for perturbation theory to apply.

To summarize, the “effective” strong coupling, describing soft thermal physics near threshold, is likely to be larger in the unquenched theory, and therefore the physics of  $\eta_c$  could differ from that in the quenched case. Indeed, according to an up-to-date potential model study [11], the  $\eta_c$  is expected to display a resonance peak at  $T > T_c$  in the unquenched theory. Therefore our analysis should be repeated for that situation (which has previously been addressed with relativistic lattice techniques in ref. [16], however without a continuum extrapolation or a comparison with resummed perturbation theory). We hope that the present paper helps to trace out a path for tackling this ambitious challenge.

## Acknowledgments

We thank A. Francis for collaboration at initial stages of this work. M.L. thanks J. Piclum for useful discussions several years ago. This work was partly supported by the German Bundesministerium für Bildung und Forschung (BMBF) under grant 05P15PBCAA, by the German Academic Exchange Service (DAAD) under grant 56268409, by the Deutsche Forschungsgemeinschaft (DFG) under grant CRC-TR 211 “Strong-interaction matter under extreme conditions”, by the National Natural Science Foundation of China under grants 11535012 and 11521064, by the Swiss National Science Foundation (SNF) under grants 200020-168988 and PZ00P2-142524, and by the COST Action CA15213 THOR. Simulations were performed using JARA-HPC resources at RWTH Aachen and JSC Jülich (projects JARA0039 and JARA0108), the OCuLUS Cluster at the Paderborn Center for Parallel Computing, and the Bielefeld GPU cluster.

## A Strict NLO imaginary-time correlator for any $M/T$

In this appendix we compute the imaginary-time correlator  $G_P(\tau)$  up to NLO in strict perturbation theory. The purpose is to demonstrate that it contains no constant contribution, unlike the corresponding correlators in the vector [19] and scalar [20] channels.

Making use of the notation

$$\mathcal{J}_{n_1 n_2}^{m_1 m_2}(\tau) \equiv T \sum_{\omega_n} e^{-i\omega_n \tau} \oint_{\{P\}} \frac{(M^2)^{m_1} (K^2)^{m_2}}{\Delta_P^{n_1} \Delta_{P-K}^{n_2}} \Bigg|_{K \equiv (\omega_n, \mathbf{0})}, \quad (\text{A.1})$$

$$\mathcal{I}_{n_1 n_2 n_3 n_4 n_5}^{m_1 m_2 m_3}(\tau) \equiv T \sum_{\omega_n} e^{-i\omega_n \tau} \oint_{\{P\}Q} \frac{(M^2)^{m_1} (K^2)^{m_2} (2Q \cdot K)^{m_3}}{(Q^2)^{n_1} \Delta_P^{n_2} \Delta_{P-Q}^{n_3} \Delta_{P-K}^{n_4} \Delta_{P-Q-K}^{n_5}} \Bigg|_{K \equiv (\omega_n, \mathbf{0})}, \quad (\text{A.2})$$

where  $\Delta_P \equiv P^2 + M^2$  and Matsubara sum-integrals are denoted by  $\oint_{\{P\}} \equiv T \sum_{\{p_n\}} \int_{\mathbf{P}}$ , with  $\{P\}$  denoting fermionic Matsubara momenta, the tree-level correlator reads

$$G_P^{\text{LO}}(\tau) = 2N_c M^2 \left\{ 2\mathcal{J}_{10}^{00} - \mathcal{J}_{11}^{01} \right\}. \quad (\text{A.3})$$

The counterterm contribution ( $M_B^2 = M^2 + \delta M^2$ ) is

$$\delta G_P^{\text{NLO}}(\tau) = 2N_c \delta M^2 \left\{ 2\mathcal{J}_{10}^{00} - \mathcal{J}_{11}^{01} - 2\mathcal{J}_{20}^{10} + 2\mathcal{J}_{21}^{11} \right\}. \quad (\text{A.4})$$

Here  $\delta M^2 = -\frac{6g^2 C_F M^2}{(4\pi)^2} \left( \frac{1}{\epsilon} + \ln \frac{\bar{\mu}^2}{M^2} + \frac{4}{3} + \delta \right)$ , where  $\delta$  specifies the scheme. The 2-loop graphs amount to (in naive dimensional regularization in  $D = 4 - 2\epsilon$  spacetime dimensions)

$$\begin{aligned} G_P^{\text{NLO}}(\tau) = & 4g^2 N_c C_F M^2 \left\{ 2(1 - \epsilon) \left[ \mathcal{I}_{02100}^{000} - \mathcal{I}_{12000}^{000} + \mathcal{I}_{12010}^{010} - \mathcal{I}_{02110}^{010} + \mathcal{I}_{11110}^{001} \right] + \mathcal{I}_{11111}^{020} \right. \\ & \left. + 2 \left[ \mathcal{I}_{11100}^{000} + \mathcal{I}_{11111}^{110} \right] + 4 \left[ \mathcal{I}_{12110}^{110} - \mathcal{I}_{12100}^{100} - \mathcal{I}_{11110}^{010} \right] + \epsilon \mathcal{I}_{01111}^{010} \right\}. \quad (\text{A.5}) \end{aligned}$$

All the Matsubara sums appearing in eqs. (A.3)–(A.5) can be carried out. To display the subsequent results, we employ the notation of ref. [19]. The LO result becomes

$$G_P^{\text{LO}}(\tau) = 2N_c M^2 \int_p D_{2E_p}(\tau), \quad (\text{A.6})$$

where  $D_{2E_p} \equiv D_{E_p E_p}$  and

$$D_{E_1 \dots E_k}^{E_{k+1} \dots E_n}(\tau) \equiv \frac{e^{(E_1 + \dots + E_k)(\beta - \tau) + (E_{k+1} + \dots + E_n)\tau} + e^{(E_1 + \dots + E_k)\tau + (E_{k+1} + \dots + E_n)(\beta - \tau)}}{[e^{\beta E_1} \pm 1] \dots [e^{\beta E_n} \pm 1]} . \quad (\text{A.7})$$

The sign in the denominator is chosen according to whether the particle is a boson ( $\epsilon_q \Rightarrow -$ ) or a fermion ( $E_p \Rightarrow +$ ). Scheme dependence can be expressed as

$$\Delta_\delta G_P^{\text{NLO}}(\tau) = -\frac{3g^2 N_c C_F M^2 \delta}{4\pi^2} \int_p \left(1 - \frac{M^2}{2p^2}\right) D_{2E_p}(\tau) , \quad (\text{A.8})$$

where  $\delta$  was defined below eq. (A.4). Inserting the expressions listed in appendix A of ref. [19] for  $\mathcal{J}_{n_1 n_2}^{m_1 m_2}$  and  $\mathcal{I}_{n_1 n_2 n_3 n_4 n_5}^{m_1 m_2 m_3}$ , the remaining NLO contribution reads

$$\begin{aligned} \frac{G_P^{\text{NLO}}(\tau)}{4g^2 N_c C_F M^2} = & - \int_p \frac{D_{2E_p}(\tau)}{8\pi^2} \\ & + \int_{p,q} \mathbb{P} \left\{ \int_z \frac{[D_{\epsilon_q E_p E_{pq}}(\tau) + D_{E_p E_{pq}}^{\epsilon_q}(\tau)] M^2 \left[ \frac{\epsilon_q^2 + (E_p + E_{pq})^2}{4M^2} - \frac{\epsilon_q^2}{\Delta_{+-} \Delta_{-+}} \right]}{\epsilon_q E_p E_{pq} \Delta_{+-} \Delta_{-+}} \right. \\ & - \int_z \frac{2D_{\epsilon_q E_p E_{pq}}^{\epsilon_q}(\tau) M^2 \left[ \frac{\epsilon_q^2 + (E_p - E_{pq})^2}{4M^2} - \frac{\epsilon_q^2}{\Delta_{++} \Delta_{--}} \right]}{\epsilon_q E_p E_{pq} \Delta_{++} \Delta_{--}} \\ & + \frac{D_{2E_p}(\tau)}{2\epsilon_q^3} \left[ 1 + \frac{E_p^2 (E_{pq}^+ - E_{pq}^-) - p\epsilon_q (E_{pq}^+ + E_{pq}^-)}{2p(\epsilon_q^2 - E_p^2)} + \frac{\epsilon_q^2 M^2 (E_{pq}^+ - E_{pq}^-)}{p(\epsilon_q^2 - E_p^2) E_{pq}^+ E_{pq}^-} \right. \\ & + \left. \frac{2E_p^2 - M^2}{2pE_p} \left( \ln \left| \frac{(E_p - p)(2p + \epsilon_q)}{(E_p + p)(2p - \epsilon_q)} \right| + \ln \left| \frac{1 - \epsilon_q^2 / (E_p + E_{pq}^+)^2}{1 - \epsilon_q^2 / (E_p + E_{pq}^-)^2} \right| \right) \right] \\ & + \frac{D_{2E_p}(\tau) n_B(\epsilon_q)}{\epsilon_q} \left[ \frac{1}{\epsilon_q^2} - \frac{1}{2p^2} + \frac{\epsilon_q^2 + 2E_p^2 - M^2}{2pE_p \epsilon_q^2} \ln \left( \frac{E_p - p}{E_p + p} \right) \right] \\ & + \frac{D_{2E_p}(\tau) n_F(E_q)}{E_q} \left[ \frac{E_q^2 - 3E_p^2 + M^2}{2p^2(p^2 - q^2)} \right. \\ & \left. + \frac{q^2 + E_p^2}{2pq(E_p - E_q)E_p} \left( \ln \left| \frac{p+q}{p-q} \right| + \frac{E_q}{E_p + E_q} \ln \left| \frac{M^2 + E_p E_q + pq}{M^2 + E_p E_q - pq} \right| \right) \right] \right\} , \quad (\text{A.9}) \end{aligned}$$

where  $\mathbb{P}$  denotes a principal value;  $n_B$  and  $n_F$  are Bose and Fermi distributions;  $\epsilon_q \equiv q$ ;  $E_p \equiv \sqrt{p^2 + M^2}$ ;  $E_{pq} \equiv \sqrt{p^2 + q^2 + 2pqz + M^2}$ ;  $E_{pq}^\pm \equiv E_{pq}|_{z=\pm}$ ;  $\Delta_{\sigma\tau} \equiv \epsilon_q + \sigma E_p + \tau E_{pq}$ .

It is observed from eqs. (A.6)–(A.9) that all terms contain non-trivial  $\tau$ -dependence, i.e. that there is no constant contribution in  $G_P(\tau)$  at NLO.

## B Strict NLO spectral function for $M/T \gg 1$

We specify here the NLO expression for the thermal pseudoscalar spectral function, up to corrections suppressed by  $e^{-M/T}$  (techniques for including these are discussed in ref. [71]). The main goal is to demonstrate how the spectral function behaves below the threshold, i.e. for  $2M - \omega \gg \alpha_s^2 M$ , a regime that cannot be addressed with the methods of section 4.

Physically, the NLO corrections originate from virtual heavy quark self-energy and gluon exchange contributions, as well as from real gluon emissions and absorptions.

The spectral functions corresponding to the master sum-integrals appearing in eq. (A.5) have been worked out in ref. [72]. Making use of the objects  $S_j^i(\omega)$  defined there, the spectral function can be written as

$$\begin{aligned}
\frac{\rho_P(\omega)|_{\text{raw}}}{M^2} &\equiv 2N_c \omega^2 S_1(\omega) \\
&+ 4g^2 N_c C_F \left\{ -\frac{3}{(4\pi)^2} \left( \frac{1}{\epsilon} + \ln \frac{\bar{\mu}^2}{M^2} + \frac{4}{3} + \delta \right) \omega^2 S_1(\omega) \right. \\
&+ \left[ \frac{6M^2}{(4\pi)^2} \left( \frac{1}{\epsilon} + \ln \frac{\bar{\mu}^2}{M^2} + \frac{4}{3} + \delta \right) - \frac{T^2}{6} \right] \omega^2 S_2(\omega) \\
&+ 4\omega^2 [S_4^0(\omega) - M^2 S_5^0(\omega)] + 2(1-\epsilon) [2S_4^1(\omega) + \omega^2 S_5^2(\omega)] \\
&\left. + (\omega^2 - 2M^2) \omega^2 S_6^0(\omega) - \epsilon \omega^2 S_6^2(\omega) \right\} + \mathcal{O}(g^4). \tag{B.1}
\end{aligned}$$

We have set here  $\epsilon \rightarrow 0$  whenever the master sum-integral that it multiplies is finite. Expressing the result as a sum of a vacuum and thermal part,

$$\rho_P(\omega)|_{\text{raw}} = \rho_P(\omega)|^{\text{vac}} + \rho_P(\omega)|^T, \tag{B.2}$$

where the vacuum part is *defined* to include also the explicit  $T^2$  visible in eq. (B.1), and inserting the expressions for the functions  $S_j^i(\omega)$  from ref. [72], the vacuum part reads

$$\begin{aligned}
\frac{\rho_P(\omega)|^{\text{vac}}}{M^2} &\equiv \theta(\omega - 2M) \frac{N_c \omega (\omega^2 - 4M^2)^{\frac{1}{2}}}{8\pi} \\
&+ \theta(\omega - 2M) \frac{4g^2 N_c C_F}{(4\pi)^3} \left\{ (\omega^2 - 2M^2) L_2 \left( \frac{\omega - \sqrt{\omega^2 - 4M^2}}{\omega + \sqrt{\omega^2 - 4M^2}} \right) \right. \\
&+ \left( \frac{3\omega^2}{2} - 2M^2 + \frac{3M^4}{\omega^2} \right) \text{acosh} \left( \frac{\omega}{2M} \right) \\
&- \omega (\omega^2 - 4M^2)^{\frac{1}{2}} \left[ \ln \frac{\omega (\omega^2 - 4M^2)}{M^3} - \frac{9}{8} - \frac{3M^2}{4\omega^2} \right] \\
&\left. - \frac{\omega}{24(\omega^2 - 4M^2)^{\frac{1}{2}}} \left[ 18(\omega^2 - 6M^2)\delta + (4\pi)^2 T^2 \right] \right\} + \mathcal{O}(g^4). \tag{B.3}
\end{aligned}$$

Here the function  $L_2$  is defined as [73]

$$L_2(x) \equiv 4 \text{Li}_2(x) + 2 \text{Li}_2(-x) + [2 \ln(1-x) + \ln(1+x)] \ln x. \tag{B.4}$$

The last term in eq. (B.3) is divergent at the threshold  $\omega \sim 2M$ . There is a unique choice which avoids this at all  $T$ , namely adopting the pole mass scheme ( $\delta \equiv 0$ ) and resumming the explicit thermal correction into an effective mass modifying the LO result [74],

$$M_{\text{eff}}^2 \equiv M^2 + \frac{g^2 T^2 C_F}{6}. \tag{B.5}$$

We then re-interpret the mass appearing in  $\rho_P(\omega)|^{\text{vac}}/M^2$  as the thermal effective mass. The correction in eq. (B.5) is very small in practice for  $T \ll M$ ,  $M_{\text{eff}} - M \sim \alpha_s T^2/M$ ; in particular it is smaller than the thermal mass originating from Debye screening in eq. (4.5), which is of order  $-\alpha_s^{3/2}T$ .

Consider finally  $\rho_P(\omega)|^T$ . Going over to the notation of eq. (3.1), it can be represented as

$$\begin{aligned}
 R_c^p(\omega)|^T = & \frac{2\alpha_s C_F}{\pi\omega^2} \int_0^\infty dq \frac{n_B(q)}{q} \left\{ \right. \\
 & \theta(\omega) \theta\left(q - \frac{4M^2 - \omega^2}{2\omega}\right) \left[ -\sqrt{\omega(\omega+2q)}\sqrt{\omega(\omega+2q)-4M^2} \right. \\
 & \left. + 2\left(q^2 + (\omega+q)^2 - 2M^2\right) \text{acosh}\sqrt{\frac{\omega(\omega+2q)}{4M^2}} \right] \\
 & + \theta(\omega-2M) \theta\left(\frac{\omega^2 - 4M^2}{2\omega} - q\right) \left[ -\sqrt{\omega(\omega-2q)}\sqrt{\omega(\omega-2q)-4M^2} \right. \\
 & \left. + 2\left(q^2 + (\omega-q)^2 - 2M^2\right) \text{acosh}\sqrt{\frac{\omega(\omega-2q)}{4M^2}} \right] \\
 & + \theta(\omega-2M) \left[ 2\omega\sqrt{\omega^2 - 4M^2} \right. \\
 & \left. - 4\left(\omega^2 + 2q^2 - 2M^2\right) \text{acosh}\left(\frac{\omega}{2M}\right) \right] \left. \right\} + \mathcal{O}(e^{-M/T}, \alpha_s^2). \tag{B.6}
 \end{aligned}$$

This is finite and small around the threshold:  $\lim_{\omega \rightarrow 2M} R_c^p(\omega)|^T \sim \alpha_s C_F (T/M)^{3/2}$ .

The main importance of eq. (B.6) lies in its first term, which remains non-zero below the threshold ( $\omega < 2M$ ) and gives the dominant contribution in this regime. Writing  $\omega = 2M + E'$  and assuming  $|E'| \ll M$ , the restriction on the integration variable  $q$  reads  $\theta(q + E')$ . Therefore, for  $E' < 0$ , the result is  $\sim \alpha_s C_F (T/M)^{3/2} n_B(|E'|) \sim \alpha_s C_F (T/M)^{3/2} e^{-|E'|/T}$ .

**Open Access.** This article is distributed under the terms of the Creative Commons Attribution License ([CC-BY 4.0](https://creativecommons.org/licenses/by/4.0/)), which permits any use, distribution and reproduction in any medium, provided the original author(s) and source are credited.

## References

- [1] A. Mócsy, P. Petreczky and M. Strickland, *Quarkonia in the Quark Gluon Plasma*, *Int. J. Mod. Phys. A* **28** (2013) 1340012 [[arXiv:1302.2180](https://arxiv.org/abs/1302.2180)] [[INSPIRE](#)].
- [2] Y. Burnier, O. Kaczmarek and A. Rothkopf, *Static quark-antiquark potential in the quark-gluon plasma from lattice QCD*, *Phys. Rev. Lett.* **114** (2015) 082001 [[arXiv:1410.2546](https://arxiv.org/abs/1410.2546)] [[INSPIRE](#)].
- [3] K. Morita and S.H. Lee, *Heavy quarkonium correlators at finite temperature: QCD sum rule approach*, *Phys. Rev. D* **82** (2010) 054008 [[arXiv:0908.2856](https://arxiv.org/abs/0908.2856)] [[INSPIRE](#)].
- [4] A. Ayala, C.A. Dominguez and M. Loewe, *Finite Temperature QCD Sum Rules: a Review*, *Adv. High Energy Phys.* **2017** (2017) 9291623 [[arXiv:1608.04284](https://arxiv.org/abs/1608.04284)] [[INSPIRE](#)].

- [5] P. Petreczky and D. Teaney, *Heavy quark diffusion from the lattice*, *Phys. Rev. D* **73** (2006) 014508 [[hep-ph/0507318](#)] [[INSPIRE](#)].
- [6] T. Umeda, *Constant contribution in meson correlators at finite temperature*, *Phys. Rev. D* **75** (2007) 094502 [[hep-lat/0701005](#)] [[INSPIRE](#)].
- [7] D. Banerjee, S. Datta, R. Gavai and P. Majumdar, *Heavy Quark Momentum Diffusion Coefficient from Lattice QCD*, *Phys. Rev. D* **85** (2012) 014510 [[arXiv:1109.5738](#)] [[INSPIRE](#)].
- [8] A. Francis, O. Kaczmarek, M. Laine, T. Neuhaus and H. Ohno, *Nonperturbative estimate of the heavy quark momentum diffusion coefficient*, *Phys. Rev. D* **92** (2015) 116003 [[arXiv:1508.04543](#)] [[INSPIRE](#)].
- [9] C. Allton, T. Harris, S. Kim, M.P. Lombardo, S.M. Ryan and J.I. Skullerud, *The bottomonium spectrum at finite temperature from  $N_f = 2 + 1$  lattice QCD*, *JHEP* **07** (2014) 097 [[arXiv:1402.6210](#)] [[INSPIRE](#)].
- [10] S. Kim, P. Petreczky and A. Rothkopf, *Lattice NRQCD study of S- and P-wave bottomonium states in a thermal medium with  $N_f = 2 + 1$  light flavors*, *Phys. Rev. D* **91** (2015) 054511 [[arXiv:1409.3630](#)] [[INSPIRE](#)].
- [11] Y. Burnier, O. Kaczmarek and A. Rothkopf, *Quarkonium at finite temperature: Towards realistic phenomenology from first principles*, *JHEP* **12** (2015) 101 [[arXiv:1509.07366](#)] [[INSPIRE](#)].
- [12] Y. Burnier, O. Kaczmarek and A. Rothkopf, *In-medium P-wave quarkonium from the complex lattice QCD potential*, *JHEP* **10** (2016) 032 [[arXiv:1606.06211](#)] [[INSPIRE](#)].
- [13] S. Kim, *Heavy Flavours in Quark-Gluon Plasma*, [PoS\(LATTICE2016\)007](#) [[arXiv:1702.02297](#)] [[INSPIRE](#)].
- [14] F. Karsch, E. Laermann, P. Petreczky and S. Stickan, *Infinite temperature limit of meson spectral functions calculated on the lattice*, *Phys. Rev. D* **68** (2003) 014504 [[hep-lat/0303017](#)] [[INSPIRE](#)].
- [15] G. Aarts and J.M. Martínez Resco, *Continuum and lattice meson spectral functions at nonzero momentum and high temperature*, *Nucl. Phys. B* **726** (2005) 93 [[hep-lat/0507004](#)] [[INSPIRE](#)].
- [16] S. Borsányi et al., *Charmonium spectral functions from  $2 + 1$  flavour lattice QCD*, *JHEP* **04** (2014) 132 [[arXiv:1401.5940](#)] [[INSPIRE](#)].
- [17] A. Ikeda, M. Asakawa and M. Kitazawa, *In-medium dispersion relations of charmonia studied by maximum entropy method*, *Phys. Rev. D* **95** (2017) 014504 [[arXiv:1610.07787](#)] [[INSPIRE](#)].
- [18] H.T. Ding, A. Francis, O. Kaczmarek, F. Karsch, H. Satz and W. Soeldner, *Charmonium properties in hot quenched lattice QCD*, *Phys. Rev. D* **86** (2012) 014509 [[arXiv:1204.4945](#)] [[INSPIRE](#)].
- [19] Y. Burnier and M. Laine, *Massive vector current correlator in thermal QCD*, *JHEP* **11** (2012) 086 [[arXiv:1210.1064](#)] [[INSPIRE](#)].
- [20] Y. Burnier and M. Laine, *Charm mass effects in bulk channel correlations*, *JHEP* **11** (2013) 012 [[arXiv:1309.1573](#)] [[INSPIRE](#)].
- [21] Y. Burnier and M. Laine, *Temporal mesonic correlators at NLO for any quark mass*, [PoS\(LATTICE 2013\)218](#) [[arXiv:1310.6124](#)] [[INSPIRE](#)].



- [22] S. Caron-Huot, *Asymptotics of thermal spectral functions*, *Phys. Rev. D* **79** (2009) 125009 [[arXiv:0903.3958](#)] [[INSPIRE](#)].
- [23] V.S. Fadin, V.A. Khoze and T. Sjöstrand, *On the Threshold Behavior of Heavy Top Production*, *Z. Phys. C* **48** (1990) 613 [[INSPIRE](#)].
- [24] T. Matsui and H. Satz,  *$J/\psi$  Suppression by Quark-Gluon Plasma Formation*, *Phys. Lett. B* **178** (1986) 416 [[INSPIRE](#)].
- [25] M. Laine, O. Philipsen, P. Romatschke and M. Tassler, *Real-time static potential in hot QCD*, *JHEP* **03** (2007) 054 [[hep-ph/0611300](#)] [[INSPIRE](#)].
- [26] A. Beraudo, J.P. Blaizot and C. Ratti, *Real and imaginary-time  $Q\bar{Q}$  correlators in a thermal medium*, *Nucl. Phys. A* **806** (2008) 312 [[arXiv:0712.4394](#)] [[INSPIRE](#)].
- [27] N. Brambilla, J. Ghiglieri, A. Vairo and P. Petreczky, *Static quark-antiquark pairs at finite temperature*, *Phys. Rev. D* **78** (2008) 014017 [[arXiv:0804.0993](#)] [[INSPIRE](#)].
- [28] Y. Burnier, M. Laine and M. Vepsäläinen, *Heavy quarkonium in any channel in resummed hot QCD*, *JHEP* **01** (2008) 043 [[arXiv:0711.1743](#)] [[INSPIRE](#)].
- [29] M.A. Escobedo and J. Soto, *Non-relativistic bound states at finite temperature (I): The Hydrogen atom*, *Phys. Rev. A* **78** (2008) 032520 [[arXiv:0804.0691](#)] [[INSPIRE](#)].
- [30] F. Dominguez and B. Wu, *On dissociation of heavy mesons in a hot quark-gluon plasma*, *Nucl. Phys. A* **818** (2009) 246 [[arXiv:0811.1058](#)] [[INSPIRE](#)].
- [31] G. 't Hooft and M.J.G. Veltman, *Regularization and Renormalization of Gauge Fields*, *Nucl. Phys. B* **44** (1972) 189 [[INSPIRE](#)].
- [32] S.A. Larin, *The Renormalization of the axial anomaly in dimensional regularization*, *Phys. Lett. B* **303** (1993) 113 [[hep-ph/9302240](#)] [[INSPIRE](#)].
- [33] N. Gray, D.J. Broadhurst, W. Grafe and K. Schilcher, *Three Loop Relation of Quark  $\overline{MS}$  and Pole Masses*, *Z. Phys. C* **48** (1990) 673 [[INSPIRE](#)].
- [34] K. Melnikov and T.v. Ritbergen, *The Three loop relation between the  $\overline{MS}$  and the pole quark masses*, *Phys. Lett. B* **482** (2000) 99 [[hep-ph/9912391](#)] [[INSPIRE](#)].
- [35] P. Marquard, A.V. Smirnov, V.A. Smirnov, M. Steinhauser and D. Wellmann,  *$\overline{MS}$ -on-shell quark mass relation up to four loops in QCD and a general  $SU(N)$  gauge group*, *Phys. Rev. D* **94** (2016) 074025 [[arXiv:1606.06754](#)] [[INSPIRE](#)].
- [36] K.G. Chetyrkin, J.H. Kühn and M. Steinhauser, *Heavy quark current correlators to  $O(\alpha_s^2)$* , *Nucl. Phys. B* **505** (1997) 40 [[hep-ph/9705254](#)] [[INSPIRE](#)].
- [37] A.H. Hoang and T. Teubner, *Analytic calculation of two loop corrections to heavy quark pair production vertices induced by light quarks*, *Nucl. Phys. B* **519** (1998) 285 [[hep-ph/9707496](#)] [[INSPIRE](#)].
- [38] A.H. Hoang, V. Mateu and S. Mohammad Zebarjad, *Heavy Quark Vacuum Polarization Function at  $O(\alpha_s^2)$  and  $O(\alpha_s^3)$* , *Nucl. Phys. B* **813** (2009) 349 [[arXiv:0807.4173](#)] [[INSPIRE](#)].
- [39] Y. Kiyo, A. Maier, P. Maierhofer and P. Marquard, *Reconstruction of heavy quark current correlators at  $O(\alpha_s^3)$* , *Nucl. Phys. B* **823** (2009) 269 [[arXiv:0907.2120](#)] [[INSPIRE](#)].
- [40] A. Maier and P. Marquard, *Life of  $\Pi$* , [arXiv:1710.03724](#) [[INSPIRE](#)].

- [41] B.A. Kniehl, A. Onishchenko, J.H. Piclum and M. Steinhauser, *Two-loop matching coefficients for heavy quark currents*, *Phys. Lett. B* **638** (2006) 209 [[hep-ph/0604072](#)] [[INSPIRE](#)].
- [42] M. Beneke, A. Maier, J. Piclum and T. Rauh, *The bottom-quark mass from non-relativistic sum rules at NNNLO*, *Nucl. Phys. B* **891** (2015) 42 [[arXiv:1411.3132](#)] [[INSPIRE](#)].
- [43] R. Harlander and M. Steinhauser, *Higgs decay to top quarks at  $O(\alpha_s^2)$* , *Phys. Rev. D* **56** (1997) 3980 [[hep-ph/9704436](#)] [[INSPIRE](#)].
- [44] A. Maier and P. Marquard, *Low- and High-Energy Expansion of Heavy-Quark Correlators at Next-To-Next-To-Leading Order*, *Nucl. Phys. B* **859** (2012) 1 [[arXiv:1110.5581](#)] [[INSPIRE](#)].
- [45] P.A. Baikov, K.G. Chetyrkin and J.H. Kühn, *Quark Mass and Field Anomalous Dimensions to  $O(\alpha_s^5)$* , *JHEP* **10** (2014) 076 [[arXiv:1402.6611](#)] [[INSPIRE](#)].
- [46] T. Luthe, A. Maier, P. Marquard and Y. Schröder, *Five-loop quark mass and field anomalous dimensions for a general gauge group*, *JHEP* **01** (2017) 081 [[arXiv:1612.05512](#)] [[INSPIRE](#)].
- [47] P.A. Baikov, K.G. Chetyrkin and J.H. Kühn, *Five-Loop Running of the QCD coupling constant*, *Phys. Rev. Lett.* **118** (2017) 082002 [[arXiv:1606.08659](#)] [[INSPIRE](#)].
- [48] F. Herzog, B. Ruijl, T. Ueda, J.A.M. Vermaseren and A. Vogt, *The five-loop  $\beta$ -function of Yang-Mills theory with fermions*, *JHEP* **02** (2017) 090 [[arXiv:1701.01404](#)] [[INSPIRE](#)].
- [49] S. Capitani, M. Lüscher, R. Sommer and H. Wittig, *Non-perturbative quark mass renormalization in quenched lattice QCD*, *Nucl. Phys. B* **544** (1999) 669 [Erratum *ibid.* **B 582** (2000) 762] [[hep-lat/9810063](#)] [[INSPIRE](#)].
- [50] R. Sommer, *Scale setting in lattice QCD*, *PoS(LATTICE 2013)015* [[arXiv:1401.3270](#)] [[INSPIRE](#)].
- [51] K.-I. Ishikawa, I. Kanamori, Y. Murakami, A. Nakamura, M. Okawa and R. Ueno, *Non-perturbative determination of the  $\Lambda$ -parameter in the pure SU(3) gauge theory from the twisted gradient flow coupling*, [arXiv:1702.06289](#) [[INSPIRE](#)].
- [52] M. Laine and Y. Schröder, *Two-loop QCD gauge coupling at high temperatures*, *JHEP* **03** (2005) 067 [[hep-ph/0503061](#)] [[INSPIRE](#)].
- [53] I. Ghişoiu, J. Möller and Y. Schröder, *Debye screening mass of hot Yang-Mills theory to three-loop order*, *JHEP* **11** (2015) 121 [[arXiv:1509.08727](#)] [[INSPIRE](#)].
- [54] Y. Schröder, *The Static potential in QCD to two loops*, *Phys. Lett. B* **447** (1999) 321 [[hep-ph/9812205](#)] [[INSPIRE](#)].
- [55] R.N. Lee, A.V. Smirnov, V.A. Smirnov and M. Steinhauser, *Analytic three-loop static potential*, *Phys. Rev. D* **94** (2016) 054029 [[arXiv:1608.02603](#)] [[INSPIRE](#)].
- [56] ALPHA collaboration, S. Schaefer, R. Sommer and F. Virota, *Critical slowing down and error analysis in lattice QCD simulations*, *Nucl. Phys. B* **845** (2011) 93 [[arXiv:1009.5228](#)] [[INSPIRE](#)].
- [57] A. Francis, O. Kaczmarek, M. Laine, T. Neuhaus and H. Ohno, *Critical point and scale setting in SU(3) plasma: An update*, *Phys. Rev. D* **91** (2015) 096002 [[arXiv:1503.05652](#)] [[INSPIRE](#)].
- [58] ALPHA collaboration, M. Guagnelli, R. Sommer and H. Wittig, *Precision computation of a low-energy reference scale in quenched lattice QCD*, *Nucl. Phys. B* **535** (1998) 389 [[hep-lat/9806005](#)] [[INSPIRE](#)].

- [59] S. Necco and R. Sommer, *The  $N_f = 0$  heavy quark potential from short to intermediate distances*, *Nucl. Phys. B* **622** (2002) 328 [[hep-lat/0108008](#)] [[INSPIRE](#)].
- [60] B. Sheikholeslami and R. Wohlert, *Improved Continuum Limit Lattice Action for QCD with Wilson Fermions*, *Nucl. Phys. B* **259** (1985) 572 [[INSPIRE](#)].
- [61] M. Lüscher, S. Sint, R. Sommer, P. Weisz and U. Wolff, *Nonperturbative  $O(a)$  improvement of lattice QCD*, *Nucl. Phys. B* **491** (1997) 323 [[hep-lat/9609035](#)] [[INSPIRE](#)].
- [62] R. Sommer, *A New way to set the energy scale in lattice gauge theories and its applications to the static force and  $\alpha_s$  in SU(2) Yang-Mills theory*, *Nucl. Phys. B* **411** (1994) 839 [[hep-lat/9310022](#)] [[INSPIRE](#)].
- [63] S. Capitani et al., *Renormalization and off-shell improvement in lattice perturbation theory*, *Nucl. Phys. B* **593** (2001) 183 [[hep-lat/0007004](#)] [[INSPIRE](#)].
- [64] A. Skouroupathis and H. Panagopoulos, *Two-loop renormalization of scalar and pseudoscalar fermion bilinears on the lattice*, *Phys. Rev. D* **76** (2007) 094514 [*Erratum ibid.* **D 78** (2008) 119901] [[arXiv:0707.2906](#)] [[INSPIRE](#)].
- [65] M. Lüscher, S. Sint, R. Sommer and P. Weisz, *Chiral symmetry and  $O(a)$  improvement in lattice QCD*, *Nucl. Phys. B* **478** (1996) 365 [[hep-lat/9605038](#)] [[INSPIRE](#)].
- [66] S. Sint and P. Weisz, *Further results on  $O(a)$  improved lattice QCD to one loop order of perturbation theory*, *Nucl. Phys. B* **502** (1997) 251 [[hep-lat/9704001](#)] [[INSPIRE](#)].
- [67] M. Göckeler et al., *Perturbative and Nonperturbative Renormalization in Lattice QCD*, *Phys. Rev. D* **82** (2010) 114511 [*Erratum ibid.* **D 86** (2012) 099903] [[arXiv:1003.5756](#)] [[INSPIRE](#)].
- [68] S. Gupta, K. Hübner and O. Kaczmarek, *Renormalized Polyakov loops in many representations*, *Phys. Rev. D* **77** (2008) 034503 [[arXiv:0711.2251](#)] [[INSPIRE](#)].
- [69] P. Korcyl and G.S. Bali, *Non-perturbative determination of improvement coefficients using coordinate space correlators in  $N_f = 2 + 1$  lattice QCD*, *Phys. Rev. D* **95** (2017) 014505 [[arXiv:1607.07090](#)] [[INSPIRE](#)].
- [70] M. Lüscher, *Stochastic locality and master-field simulations of very large lattices*, [arXiv:1707.09758](#) [[INSPIRE](#)].
- [71] Y. Burnier, *Quarkonium spectral function in medium at next-to-leading order for any quark mass*, *Eur. Phys. J. C* **75** (2015) 529 [[arXiv:1410.1304](#)] [[INSPIRE](#)].
- [72] Y. Burnier, M. Laine and M. Vepsäläinen, *Heavy quark medium polarization at next-to-leading order*, *JHEP* **02** (2009) 008 [[arXiv:0812.2105](#)] [[INSPIRE](#)].
- [73] D.J. Broadhurst, J. Fleischer and O.V. Tarasov, *Two loop two point functions with masses: Asymptotic expansions and Taylor series, in any dimension*, *Z. Phys. C* **60** (1993) 287 [[hep-ph/9304303](#)] [[INSPIRE](#)].
- [74] J.F. Donoghue, B.R. Holstein and R.W. Robinett, *Quantum Electrodynamics at Finite Temperature*, *Annals Phys.* **164** (1985) 233 [*Erratum ibid.* **172** (1986) 483] [[INSPIRE](#)].