

Search for pair and single production of vectorlike quarks in final states with at least one Z boson decaying into a pair of electrons or muons in pp collision data collected with the ATLAS detector at $\sqrt{s} = 13$ TeV

M. Aaboud *et al.*^{*}
(ATLAS Collaboration)



(Received 28 June 2018; published 20 December 2018)

A search for vectorlike quarks is presented, which targets their decay into a Z boson and a third-generation Standard Model quark. In the case of a vectorlike quark T (B) with charge $+2/3e$ ($-1/3e$), the decay searched for is $T \rightarrow Zt$ ($B \rightarrow Zb$). Data for this analysis were taken during 2015 and 2016 with the ATLAS detector at the Large Hadron Collider and correspond to an integrated luminosity of 36.1 fb^{-1} of pp collisions at $\sqrt{s} = 13$ TeV. The final state used is characterized by the presence of b -tagged jets, as well as a Z boson with high transverse momentum, which is reconstructed from a pair of opposite-sign same-flavor leptons. Pair and single production of vectorlike quarks are both taken into account and are each searched for using optimized dileptonic exclusive and tripletonic inclusive event selections. In these selections, the high scalar sum of jet transverse momenta, the presence of high-transverse-momentum large-radius jets, as well as—in the case of the single-production selections—the presence of forward jets are used. No significant excess over the background-only hypothesis is found and exclusion limits at 95% confidence level allow masses of vectorlike quarks of $m_T > 1030 \text{ GeV}$ ($m_T > 1210 \text{ GeV}$) and $m_B > 1010 \text{ GeV}$ ($m_B > 1140 \text{ GeV}$) in the singlet (doublet) model. In the case of 100% branching ratio for $T \rightarrow Zt$ ($B \rightarrow Zb$), the limits are $m_T > 1340 \text{ GeV}$ ($m_B > 1220 \text{ GeV}$). Limits at 95% confidence level are also set on the coupling to Standard Model quarks for given vectorlike quark masses.

DOI: [10.1103/PhysRevD.98.112010](https://doi.org/10.1103/PhysRevD.98.112010)

I. INTRODUCTION

In the Standard Model (SM), the electromagnetic and weak interactions arise from a $SU(2)_L \times U(1)_Y$ gauge symmetry that is spontaneously broken by the Englert-Brout-Higgs mechanism. Measurements at collider experiments are so far consistent with its predictions. However, the SM is believed to be only a low-energy approximation of a more fundamental theory due to several unanswered questions. For example, it cannot explain the matter-antimatter asymmetry in the Universe and the origin of dark matter. When the SM is extrapolated to high energies, fine-tuning is required due to divergent corrections to the Higgs boson self-energy [1]. Solutions to this so-called “hierarchy problem” are proposed in several beyond-the-Standard Model (BSM) theories, which can be considered a first step toward a more fundamental theory of particle physics.

Since a large contribution to the fine-tuning originates from top-quark loop corrections, the hierarchy problem can be reduced in models predicting top-quark partners that mitigate the SM top quark’s contribution: while a scalar top-quark partner appears in supersymmetry as the bosonic superpartner of the top quark, fermionic top-quark partners appear in theories with a new broken global symmetry, in which the Higgs boson is interpreted as a pseudo Nambu-Goldstone boson [2], e.g., in Little Higgs [3,4] and Composite Higgs [5,6] models. In these models, the new symmetry corresponds to a new strong interaction, whose bound states include vectorlike quarks (VLQ). These are color-triplet spin-1/2 fermions, but in contrast to the chiral SM quarks their left- and right-handed components have the same properties under $SU(2)_L \times U(1)_Y$ transformations.

Only a limited set of possibilities exists for the quantum numbers of the VLQs if gauge invariance is required to be preserved [7,8]. Their electric charge could be $+2/3e$ (T quark), $-1/3e$ (B quark), $+5/3e$ (X quark) or $-4/3e$ (Y quark), where e is the elementary charge, and they could appear in electroweak singlets, (T) or (B), electroweak doublets, ($X T$), ($T B$), or ($B Y$), or electroweak triplets, ($X T B$) or ($T B Y$). This paper focuses solely on the search for T and B quarks, which could couple to SM quarks by

^{*}Full author list given at the end of the article.

Published by the American Physical Society under the terms of the [Creative Commons Attribution 4.0 International license](https://creativecommons.org/licenses/by/4.0/). Further distribution of this work must maintain attribution to the author(s) and the published article’s title, journal citation, and DOI. Funded by SCOAP³.

mixing [9]. Although couplings of VLQs to first- and second-generation SM quarks are not excluded [10,11], this paper searches for VLQs that couple exclusively to third-generation SM quarks. The couplings of T and B quarks can be described in terms of $\sin\theta_T$ and $\sin\theta_B$ [12], where θ_T and θ_B are the mixing angles with the top quark and the b -quark, respectively, or they can be described in terms of generalized couplings κ_T and κ_B of the T or B quark to third-generation SM quarks [13,14].

Search strategies for VLQs have been proposed [12,15–18] that focus either on the search for VLQ pair production via the strong interaction or on single production via the electroweak interaction. The decay of T and B quarks can either happen via the charged current, i.e., $T \rightarrow Wb$ and $B \rightarrow Wt$,¹ or via flavor-changing neutral currents [19], i.e., $T \rightarrow Zt$, $T \rightarrow Ht$, $B \rightarrow Zb$, and $B \rightarrow Hb$. Decays including non-SM particles are not excluded [20], but are not considered in this paper, so that for T and B quarks the branching ratios (BR) to the three decay modes add up to unity. While the cross section for pair production is given by quantum chromodynamics, the single-production cross section explicitly depends on the coupling of the VLQ to SM quarks.

The ATLAS and CMS Collaborations have searched for pair production of T and B quarks that decay into third-generation quarks in pp collisions at $\sqrt{s} = 8$ TeV [21–26] in all three possible decay modes of each of the VLQs. Current searches at $\sqrt{s} = 13$ TeV have used single-lepton final states to search for the $T \rightarrow Zt$ decay with the Z boson decaying invisibly [27,28], $T \rightarrow Wb$ [29,30], $T \rightarrow Ht$ [28], and $B \rightarrow Wt$ [29,31], general single-lepton final states with boosted W and Higgs bosons [32], final states with leptons with the same electric charge [33], and all-hadronic final states [34]. The CMS Collaboration has also searched for pair production of T and B quarks in a combination of single-lepton final states, dilepton final states with the same electric charge and trilepton final states [35] at $\sqrt{s} = 13$ TeV. These searches have set upper limits at 95% confidence level (C.L.) on the VLQ pair-production cross section, also interpreted as lower limits on the VLQ mass, m_{VLQ} , depending on the VLQ BRs assumed. The most stringent limits in the case of the T and B singlets are 1.20 TeV [35] and 1.17 TeV [31,35], respectively. In the case of 100% BRs of T to Zt and B to Zb , the most stringent limits are 1.30 TeV [35] and 0.96 TeV [35], respectively. The searches at $\sqrt{s} = 13$ TeV are significantly more sensitive than the searches at $\sqrt{s} = 8$ TeV due to the larger expected pair-production cross sections at the higher center-of-mass energy. This paper includes searches

for pair-produced VLQs at $\sqrt{s} = 13$ TeV in final states with more than one lepton which are particularly sensitive to the decays $T \rightarrow Zt$ and $B \rightarrow Zb$.

At large m_{VLQ} , the cross section for the single production of VLQs may be larger than the pair-production cross section because of the larger available phase space, even though single production is mediated by the weak interaction. However, the comparison of single- and pair-production cross sections depends on the assumed coupling to the SM quarks. Single production was searched for at $\sqrt{s} = 8$ TeV [23,36,37] by the ATLAS and CMS Collaborations. At $\sqrt{s} = 13$ TeV, the CMS Collaboration has searched for the decays $T \rightarrow Wb$ [38], $T \rightarrow Ht$ [39,40], $T \rightarrow Zt$ [41,42], $B \rightarrow Hb$ [43], $B \rightarrow Zb$ [42], and $B \rightarrow Wt$ [44]. In these searches, upper limits were set on the single-production cross section, which were also interpreted as upper limits on the coupling to SM quarks as a function of m_{VLQ} . Similarly to the case of pair production, the expected single-production cross sections are much larger at $\sqrt{s} = 13$ TeV than at $\sqrt{s} = 8$ TeV, so that the searches at the higher center-of-mass energy are more sensitive. Searches for single- T -quark production at $\sqrt{s} = 13$ TeV were not performed before by the ATLAS Collaboration. As in the search for VLQ pair production, final states with more than one lepton are used, which are particularly sensitive to the decay $T \rightarrow Zt$.

The analysis was performed with data collected in pp collisions at $\sqrt{s} = 13$ TeV, searching for the pair production of T and B quarks and for the single production of T quarks in final states with at least one Z boson. In the case of single production, the T quark is hence expected to decay into Zt . In the case of pair production, the search targets only one VLQ decay into a Z boson and a third-generation quark explicitly, so that it is particularly sensitive to all decays that include at least one Z boson in the final state, i.e., not only $T\bar{T} \rightarrow ZtZt$ and $B\bar{B} \rightarrow ZbZb$, but also $T\bar{T} \rightarrow ZtWb$, $T\bar{T} \rightarrow ZtHt$, $B\bar{B} \rightarrow ZbWt$, and $B\bar{B} \rightarrow ZbHb$.

The overall analysis strategy is based on a search that was performed with $\sqrt{s} = 8$ TeV data [23], which exploited the leptonic Z boson decays $Z \rightarrow e^+e^-$ and $Z \rightarrow \mu^+\mu^-$. Several improvements have been made, in particular new channels have been added and an event selection was used that was optimized for the higher \sqrt{s} and a larger data set. Five analysis channels are defined; three for the search for T and B pair production, and two for the search for single- T -quark production, as shown in Table I. An event preselection that is common to all channels is used, in which all events are required to include a Z boson candidate, reconstructed from two same-flavor leptons (e, μ) with opposite electric charge. The event selection in each channel was then optimized for a particular final state, as shown in Fig. 1. First, the searches were split into pair- and single-production categories and then further into dilepton channels—requiring no lepton in

¹Throughout this document, decays that are written in a short form, e.g., $T \rightarrow Zt$ or $B\bar{B} \rightarrow ZbWt$, also refer to the corresponding antiparticle decays, i.e., $\bar{T} \rightarrow Z\bar{t}$, and are understood to include the proper W boson charge and antifermion notation, i.e., $B\bar{B} \rightarrow ZbW^{+}\bar{t}$ and $B\bar{B} \rightarrow Z\bar{b}W^{-}t$.

TABLE I. Overview of the requirements used in each channel to search for pair and single production of VLQs.

	Pair-production (PP) channels			Single-production (SP) channels	
	Dilepton with ≤ 1 large- R jet	Dilepton with ≥ 2 large- R jets	Trilepton	Dilepton	Trilepton
	(PP 2ℓ 0-1J)	(PP $2\ell \geq 2J$)	(PP $\geq 3\ell$)	(SP 2ℓ)	(SP $\geq 3\ell$)
Leptons		$=2$	≥ 3	$=2$	≥ 3
b -tagged jets		≥ 2	≥ 1	≥ 1	≥ 1
Large- R jets	≤ 1	≥ 2	\dots	≥ 1 (top-tagged)	\dots
Forward jets		\dots		≥ 1	
$p_{T,\ell\ell}$		>250 GeV	>200 GeV	>200 GeV	>150 GeV
Additional optimized kinematic requirements for each channel					

addition to the leptons that are used to reconstruct the Z boson candidate—and trilepton channels, in which at least three leptons are required. Since the VLQs are assumed to decay into third-generation SM quarks, the presence of b -tagged jets is exploited in order to discriminate the signal from SM background processes. Since the signal process includes high-energy hadronically decaying massive resonances, large- R jets (J) are used in the dilepton channels, further enhancing the sensitivity of the search. In the dilepton single-production channel, top-tagging is used in order to identify large- R jets originating from the hadronic decays of high-energy top quarks. Only small- R jets are b tagged. As the reconstruction of small- R jets and large- R jets is independent of each other, b -tagged small- R jets can overlap with large- R jets. In both single-production channels, the presence of a forward jet from the t -channel production is used to suppress the background. Due to the large expected values of m_{VLQ} , the transverse momentum² of the Z boson, $p_{T,\ell\ell}$, is expected to be much larger in signal than in background events. More requirements, in particular on the event kinematics, were optimized in each channel, as discussed in Sec. V. In the following, the three pair-production channels are referred to as the dilepton channel with at most one large- R jet (PP 2ℓ 0-1J), the dilepton channel with at least two large- R jets (PP $2\ell \geq 2J$), and the trilepton channel (PP $\geq 3\ell$). The two single-production channels are referred to as the dilepton channel (SP 2ℓ), and the trilepton channel (SP $\geq 3\ell$).

II. THE ATLAS DETECTOR

The ATLAS detector [45] at the LHC covers nearly the entire solid angle around the collision point. It consists of

an inner tracking detector surrounded by a thin superconducting solenoid, electromagnetic and hadronic calorimeters, and a muon spectrometer incorporating three large superconducting toroidal magnets.

The inner-detector system (ID) is immersed in a 2 T axial magnetic field and provides charged-particle tracking in the range $|\eta| < 2.5$. The high-granularity silicon pixel detector covers the vertex region and typically provides four measurements per track, the first hit being normally in the innermost layer, the insertable B-layer [46]. It is followed by the silicon microstrip tracker which usually provides four two-dimensional measurement points per track. These silicon detectors are complemented by the transition radiation tracker, which enables radially extended track reconstruction up to $|\eta| = 2.0$. The transition radiation tracker also provides electron identification information based on the fraction of hits (typically 30 in total) above a higher energy-deposit threshold corresponding to transition radiation.

The calorimeter system covers the pseudorapidity range $|\eta| < 4.9$. Within the region $|\eta| < 3.2$, electromagnetic calorimetry is provided by barrel and endcap high-granularity lead/liquid-argon (LAr) electromagnetic calorimeters, with an additional thin LAr presampler covering $|\eta| < 1.8$, to correct for energy loss in material upstream of the calorimeters. Hadronic calorimetry is provided by the steel/scintillator-tile calorimeter, segmented into three barrel structures within $|\eta| < 1.7$, and two copper/LAr hadronic endcap calorimeters. The solid angle coverage is completed with forward copper/LAr and tungsten/LAr calorimeter modules optimized for electromagnetic and hadronic measurements respectively.

The muon spectrometer (MS) comprises separate trigger and high-precision tracking chambers measuring the deflection of muons in a magnetic field generated by superconducting air-core toroidal magnets. The field integral of the toroidal magnets ranges between 2.0 and 6.0 Tm across most of the detector. A set of precision chambers covers the region $|\eta| < 2.7$ with three layers of monitored drift tubes, complemented by cathode strip chambers in the forward region, where the background is highest. The muon trigger system covers the range $|\eta| < 2.4$ with

²ATLAS uses a right-handed coordinate system with its origin at the nominal interaction point (IP) in the center of the detector and the z axis along the beam pipe. The x axis points from the IP to the center of the LHC ring, and the y axis points upwards. Cylindrical coordinates (r, ϕ) are used in the transverse plane, ϕ being the azimuthal angle around the z axis. The pseudorapidity is defined in terms of the polar angle θ as $\eta = -\ln \tan(\theta/2)$. Angular distance is measured in units of $\Delta R \equiv \sqrt{(\Delta\eta)^2 + (\Delta\phi)^2}$. The transverse momentum is defined as $p_T = p \sin \theta = p / \cosh \eta$, and the transverse energy, E_T , is defined analogously.

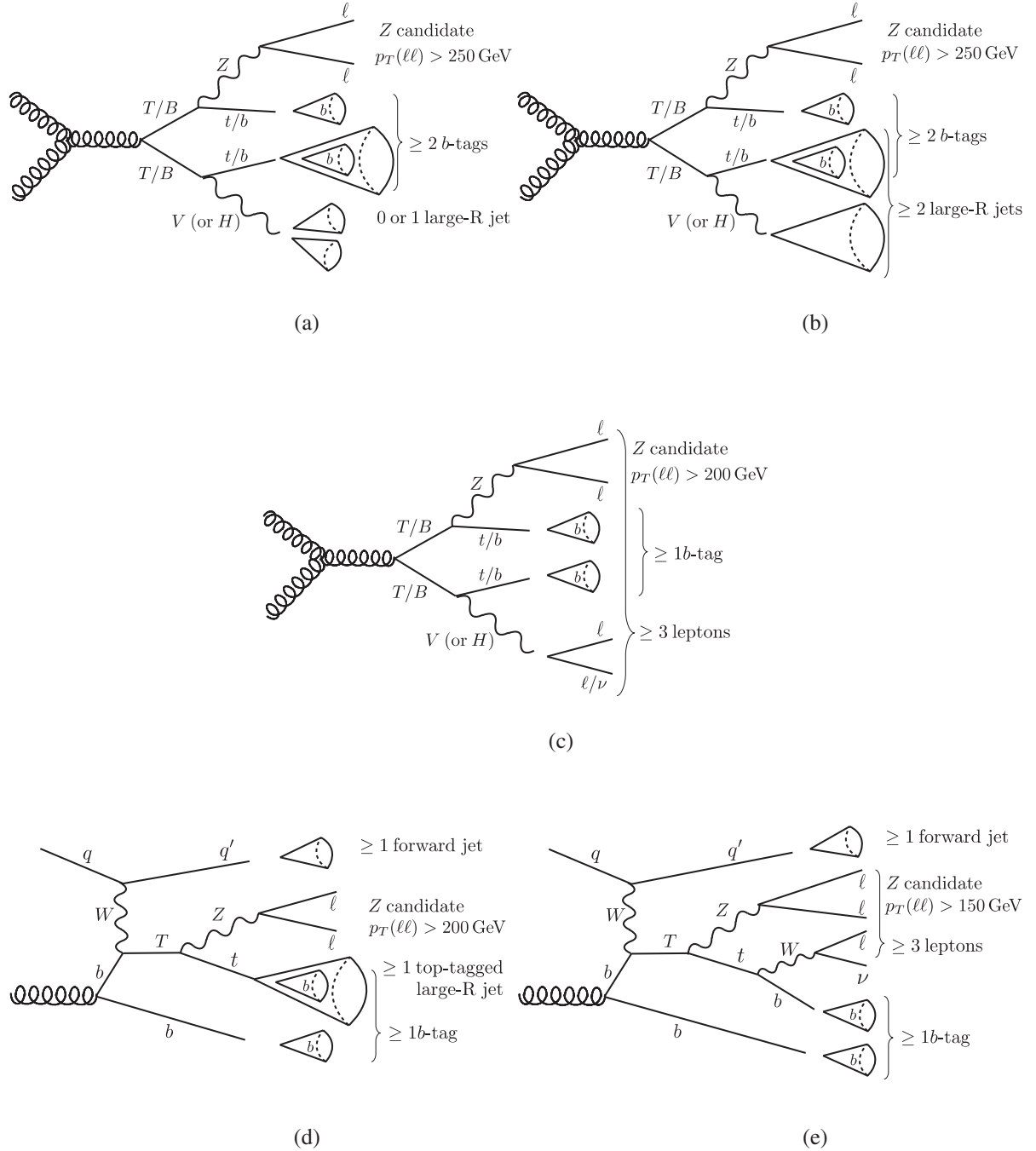


FIG. 1. Sketches of the processes searched for in the pair-production channels in (a) dilepton final states with at most one large- R jet (PP 2ℓ 0-1J), (b) dilepton final states with at least two large- R jets (PP $2\ell \geq 2$ J), and (c) final states with at least three leptons (PP $\geq 3\ell$), and sketches of the processes searched for in the single-production channels in (d) the dilepton final state (SP 2ℓ), and (e) final states with at least three leptons (SP $\geq 3\ell$). Only small- R jets are b -tagged. As the reconstruction of small- R jets and large- R jets is independent of each other, b -tagged small- R jets can overlap with large- R jets.

resistive plate chambers in the barrel, and thin gap chambers in the endcap regions.

A two-level trigger system is used in order to select interesting events [47]. The first-level trigger is implemented in hardware and uses a subset of detector information to reduce the event rate to a design value of at most

100 kHz. This is followed by a software-based trigger which reduces the event rate to about 1 kHz.

III. DATA AND MONTE CARLO SAMPLES

For this search, pp collision data collected with the ATLAS detector during 2015 and 2016 at $\sqrt{s} = 13$ TeV

TABLE II. List of background Monte Carlo samples used, giving information about the matrix-element generator, the parton shower program to which it is interfaced and its set of tuned parameters (“tune,” if applicable), the PDF sets used in the matrix element (ME), and the order in QCD of the cross-section calculation.

	Generator	Shower program and tune	PDF set (ME)	Cross section
$Z + \text{jets}$	SHERPA 2.2.1	SHERPA 2.2.1	NNPDF3.0 NNLO	NNLO
$t\bar{t}$	POWHEG-BOX v2	PYTHIA8, A14	NNPDF3.0 NNLO	NNLO + NNLL
Diboson	SHERPA 2.2.1	SHERPA 2.2.1	NNPDF3.0 NNLO	NLO
$t\bar{t} + V (W/Z)$	MADGRAPH5_AMC@NLO	PYTHIA8, A14	NNPDF3.0 NLO	NLO
$t\bar{t} + WW$	MADGRAPH5	PYTHIA8, A14	NNPDF2.3 LO	NLO
$t\bar{t}t\bar{t}$	MADGRAPH5	PYTHIA8, A14	NNPDF2.3 LO	NLO
Single top	POWHEG-BOX v1	PYTHIA 8, Perugia 2012	CT10	NLO + NNLL
Triboson	SHERPA 2.1	SHERPA 2.1	CT10	NLO

were used, corresponding to an integrated luminosity of 36.1 fb^{-1} . Only events taken during stable beam conditions, and for which all relevant components of the detector were operational, are considered. Events are required to have a primary vertex with at least two tracks with a minimum p_T of 400 MeV each. If several such vertices exist, the vertex with the highest $\sum_{\text{tracks}} p_T^2$ is chosen as the hard-scatter vertex [48]. Events are rejected if they satisfy the criteria [49] designed to reject beam-induced background and backgrounds from cosmic-ray showers and calorimeter noise. Several single-lepton triggers with different p_T thresholds were used for electrons and muons depending on the data-taking period. For data collected in 2015, the thresholds are 24, 60, and 120 GeV for electrons and 20 and 50 GeV for muons, where lepton isolation requirements are applied to the lowest- p_T triggers to reduce their rate. For the highest- p_T electron trigger, the identification criteria are relaxed. For data-taking in 2016, the thresholds were raised slightly to 26, 60, and 140 GeV for electrons and 26 and 50 GeV for muons.

The main sources of background in this search are $Z + \text{jets}$ and $t\bar{t}$ production in the case of the dilepton channels and diboson (WZ , WW , ZZ) and $t\bar{t} + X$ production in the case of the trilepton channels, where $t\bar{t} + X$ is dominated by $t\bar{t}$ production with associated vector bosons ($t\bar{t} + V$, $V = W$ or Z) but also includes $t\bar{t}t\bar{t}$ and $t\bar{t}WW$ production. Smaller sources of background are also considered,³ which include single-top and triboson production (WWW , WWZ , WZZ , ZZZ). The background contribution from $t\bar{t}H$ production was found to be negligible and is not considered in this search. For all background and signal processes, Monte Carlo (MC) samples were generated and the detector response was simulated in GEANT4 [50] with a full model of the ATLAS detector [51], unless stated otherwise. The simulations include the contributions from additional pp collisions in the same or an adjacent bunch crossing (pileup). Corrections for trigger and object-identification efficiencies, and for b -tagging misidentification efficiencies, as well as for energy and momentum scales and

resolutions of the objects were applied to the simulated samples, based on the differences observed between data and MC samples in reference processes. A summary of the background samples used in this paper is shown in Table II.

The $Z + \text{jets}$ process was simulated with SHERPA 2.2.1 [52–55] using the NNPDF3.0 [56] next-to-next-to-leading-order (NNLO) set of parton distribution functions (PDFs), and normalized to the NNLO cross section in QCD⁴ calculated with FEWZ [57] and the MSTW 2008 [58–60] NNLO PDF set. The $t\bar{t}$ process was simulated with the POWHEG method [61,62] implemented in POWHEG-BOX v2 [63,64] using the NNPDF3.0 NNLO PDF set. POWHEG-BOX was interfaced with PYTHIA8 [65] with the A14 set of tuned⁵ parameters [66] and the NNPDF2.3 leading order (LO) PDF set [67] for parton showering and hadronization. The h_{damp} parameter⁶ in POWHEG-BOX was set to $1.5m_t$ [68], where $m_t = 172.5 \text{ GeV}$. The sample was normalized to the NNLO cross section including resummation of next-to-next-to-leading logarithmic (NNLL) soft gluon terms with TOP++ [69–75]. The PDF and α_s uncertainties were calculated using the PDF4LHC prescription [76] with the MSTW 2008 NNLO, CT10 NNLO [77,78] and NNPDF2.3 5f FFN PDF sets, added in quadrature to the scale uncertainty. The diboson processes were simulated with SHERPA 2.2.1 for up to one additional parton at next-to-leading order (NLO) and up to three additional partons at LO using COMIX [54] and OPENLOOPS [79], and merged with the SHERPA parton shower [55] according to the ME + PS@NLO prescription [80]. The NNPDF3.0 NNLO PDF set was used and the samples were normalized to the NLO cross sections calculated with SHERPA. The $t\bar{t} + V$ processes were simulated with MADGRAPH5_AMC@NLO

⁴The order in perturbation theory refers to QCD throughout this paper.

⁵MC programs that model nonperturbative effects, such as the parton shower, hadronization, and multiple parton interaction need to be fit (“tuned”) to collider data, as the values of these parameters cannot be derived from first principles.

⁶The h_{damp} parameter controls the transverse momentum of the first additional gluon emission beyond the Born configuration. The main effect of choosing $h_{\text{damp}} = 1.5m_t$ is to regulate the high- p_T emission against which the $t\bar{t}$ system recoils.

³In the figures in this paper the smaller backgrounds are grouped together and are denoted by “Other.”

[81] using the NNPDF3.0 NLO PDF set. MADGRAPH5_AMC@NLO was interfaced with PYTHIA8 with the A14 set of tuned parameters and the NNPDF2.3 LO PDF set for parton showering and hadronization. The $t\bar{t} + V$ samples were normalized to the NLO cross section calculated with MADGRAPH5_AMC@NLO. The single-top processes were simulated with POWHEG-BOX v1 [82,83] using the CT10 PDF set. POWHEG-BOX was interfaced to PYTHIA6 [84] with the Perugia 2012 [85] set of tuned parameters and the CTEQ6L1 PDF set [86]. The single-top samples were normalized to NLO cross sections with additional NNLL soft gluon terms [87–89]. The triboson processes were simulated using SHERPA 2.1 using the CT10 PDF set, and normalized to the NLO cross sections calculated with SHERPA. The $t\bar{t}t\bar{t}$ and $t\bar{t} + WW$ processes were simulated with MADGRAPH5 and PYTHIA8 using the NNPDF2.3 LO PDF set and the A14 set of tuned parameters, and were normalized to the NLO cross section calculated with MADGRAPH5_AMC@NLO. Additional MC samples were generated for the evaluation of systematic uncertainties due to the choice of factorization and renormalization scales, generator, and parton shower program for the $Z + \text{jets}$, $t\bar{t}$, $t\bar{t} + V$ and diboson background processes. These samples are described in Sec. VI.

The pair production of VLQs was simulated at LO with PROTONS [90] using the NNPDF2.3LO PDF set. PROTONS was interfaced to PYTHIA8 with the A14 set of tuned parameters. Samples were produced for m_{VLQ} in the range of 500 to 1400 GeV. Steps of 50 GeV were used in the range from 700 to 1200 GeV, and steps of 100 GeV otherwise. The samples were generated in the singlet models for T and B quarks, but samples at m_{VLQ} of 700, 900 and 1200 GeV were also generated in the (T, B) doublet model in order to test kinematic differences between singlet and doublet models. In the singlet models, the BRs are independent of the mixing angles between VLQ and SM quarks for small values of the mixing angles and hence only a function of m_{VLQ} . With this assumption, for large m_{VLQ} , the BRs approach the relative proportions of 50:25:25 for the $W:Z:H$ decay modes in the singlet model for the T quark as well as for the B quark. In the (X, T) doublet and (B, Y) doublet models, the BRs approach the relative proportions of 50:50 for the $Z:H$ decays of the T quark and B quark, respectively. The same holds for the (T, B) doublet model if the top quark mixes much more strongly with its VLQ partner than the bottom quark, a natural scenario for the SM Yukawa couplings [16]. However, kinematic differences may exist between the singlet and doublet models. The samples generated for the (T, B) doublet were used to verify that such kinematic differences have a small impact on the analysis, and therefore the difference between the two cases is only a change in the BRs. Thus, the singlet model samples were also used for the doublet case, reweighting the yields for each decay mode to obtain the expected observables for any given BR. The pair-production cross

sections were calculated with TOP++ at NNLO + NNLL using the MSTW 2008 NNLO PDF set.

The single production of T quarks was simulated using MADGRAPH5 with the “VLQ” UFO model [91], which implements the Lagrangian described in Ref. [13], using the NNPDF2.3 LO PDF set. MADGRAPH was interfaced to PYTHIA8 with the A14 set of tuned parameters. Only the decay $T \rightarrow Zt$ was considered. Samples were generated with a T quark produced via Wb and also via Zt interactions. Since production via the Zt interaction is suppressed due to the required top quark in the initial state, single-VLQ production refers to production via the Wb interaction in the remainder of this paper, unless stated otherwise. Samples were generated for m_{VLQ} in the range from 700 to 2000 GeV, with steps of 100 GeV (200 GeV) in the range 700–1600 GeV (1600–2000 GeV), with a benchmark coupling of $\kappa_T = 0.5$ for the Wb and Zt interactions. Additional samples were generated with alternative values of $\kappa_T = 0.1$ and 1.0 in order to study the effect of a varying T -quark width on kinematic distributions.

The single-production cross sections were calculated [14] at NLO and in narrow-width approximation for $c_W = 1$, with the coupling c_W defined in Ref. [14] and corresponding to κ_T up to numerical constants. In order to predict the cross section for different values of c_W , they are multiplied by c_W^2 . It was shown in the context of this analysis that the chirality of the coupling has a negligible impact on the sensitivity of the analysis and hence c_W is taken as the sum in quadrature of the left- and right-handed couplings $c_{W,L}$ and $c_{W,R}$, i.e., $c_W = \sqrt{c_{W,L}^2 + c_{W,R}^2}$. The cross section is additionally corrected for width effects calculated with MADGRAPH5, assuming that the ratio of NLO and LO cross sections remains approximately the same for a nonvanishing T -quark width. The cross section is then multiplied by the BR for the decay into Zt in the singlet model, which is $\approx 25\%$ in the range of VLQ masses investigated in this analysis. The benchmark coupling of $\kappa_T = 0.5$ corresponds to a coupling of the T quark to the W boson $c_W = 0.45$.

IV. OBJECT RECONSTRUCTION

Reconstructed electrons, muons and jets are used. Jets are reconstructed with the anti- k_t algorithm [92] with a radius parameter of 0.4 (small- R jets) and with a parameter of 1.0 (large- R jets). A b -tagging algorithm is applied to small- R jets, and a top-tagging algorithm is applied to large- R jets. Moreover, missing transverse momentum (E_T^{miss}) is used for the definition of one signal-enriched region and one background-enriched region. For electrons, muons and jets, an overlap-removal procedure based on their proximity in η - ϕ space is used, as described at the end of this section.

Electrons are reconstructed [93] from energy clusters in the electromagnetic calorimeter with ID tracks matched to them. Their energy is calibrated [94,95], and they are required to fulfill the “tight likelihood” identification

criteria [93]. Electrons are required to have a minimum transverse energy, E_T , of at least 28 GeV and to be within the fiducial region $|\eta_{\text{cluster}}| < 2.47$, excluding the barrel-endcap transition region, $1.37 < |\eta_{\text{cluster}}| < 1.52$. Electron tracks must point to the primary vertex, which is ensured by requiring that the track's impact parameter significance is smaller than 5, and that $|z_0 \cdot \sin \theta|$ is smaller than 0.5 mm, where z_0 is the distance along the z axis between the primary vertex and the track's point of closest approach. In order to suppress background from electrons originating from hadron decays and from hadrons that are misidentified as electrons, an isolation criterion is applied that requires the scalar sum of the p_T of the tracks which point to the primary vertex within a cone around the electron (but excluding its track) be less than 6% of its E_T . A variable cone size [96] of $\Delta R = \min(10 \text{ GeV}/E_T, 0.2)$ is used.

Muons are reconstructed [97] from combined tracks in the MS and the ID. Their transverse momentum, p_T , is calibrated [97], and they are required to fulfill the “medium” identification criteria [97]. Muons must have a minimum p_T of 28 GeV and they must be within the fiducial region $|\eta| < 2.5$. Muon tracks must point to the primary vertex, which is ensured by requiring that the track's impact parameter significance is smaller than 3, and that $|z_0 \cdot \sin \theta|$ is smaller than 0.5 mm. In order to suppress background from muons originating from hadron decays, an isolation criterion similar to that for electrons is applied: the scalar sum of the p_T of the tracks around the muon which point to the primary vertex, excluding the muon track, must be less than 6% of its p_T , using a variable cone size of $\Delta R = \min(10 \text{ GeV}/p_T, 0.3)$.

Small- R jets are reconstructed from topological clusters of calorimeter cells [98,99] with the anti- k_t algorithm using FASTJET [100] with a radius parameter of 0.4. Small- R jets are calibrated to the jet energy scale (JES) at particle level [101] and are required to be within the fiducial volume $|\eta| < 4.5$. Small- R jets with $|\eta| < 2.5$ must have a minimum p_T of 25 GeV and forward jets, $2.5 < |\eta| < 4.5$, must have a minimum p_T of 35 GeV to reduce contributions from pileup. For small- R jets with $|\eta| < 2.4$ and $p_T < 60$ GeV, pileup contributions are suppressed by the use of the jet vertex tagger [102]. Small- R jets within $|\eta| < 2.5$ are b -tagged using the MV2c10 algorithm [103], for which several basic b -tagging-algorithms [104] are combined in a boosted decision tree. The MV2c10 algorithm is used such that it provides a b -tagging efficiency of $\sim 77\%$ for b -jets,⁷ and a rejection factor⁸ of ~ 6 for c -jets and ~ 130 for other light jets, based on simulated $t\bar{t}$ events.

⁷Jets originating from the hadronization of gluons and light quarks (u -, d -, s - and c -quarks) are called light jets in this document. Jets originating from the hadronization of b -quarks are called b -jets.

⁸The rejection factor is defined as the inverse of the b -tagging efficiency for non- b -jets.

Large- R jets are also reconstructed from topological clusters with the anti- k_t algorithm, but with a radius parameter of 1.0. In contrast to the small- R jet calibration, the topological clusters that are used as inputs to the large- R jet reconstruction take into account corrections for the calorimeter's response to hadrons and other effects [105]. Contributions to large- R jets from pileup and the underlying event are removed by applying trimming [106] with parameters that were optimized for separating large- R jets that originate from hadronic decays of high-energy massive resonances [107–109] from those that originate from b -quarks, light quarks or gluons. Large- R jets are calibrated to the JES at particle level [110]. They are required to have a minimum p_T of 200 GeV and to be within the fiducial region $|\eta| < 2.0$. The mass of large- R jets is calculated from a combination of calorimeter and tracking information [111]. It is calibrated [111] and required to be at least 50 GeV, which suppresses contributions from b -jets and light jets in favor of large- R jets that originate from hadronic decays of high-energy W bosons, Z bosons, Higgs bosons, and top quarks. In the SP 2ℓ channel (Sec. V D), top-tagging is used to identify hadronic decays of high-energy top quarks. It is based on a combination [109] of the large- R jet mass and the N -subjettiness [112,113] ratio $\tau_{32} = \tau_3/\tau_2$, calculated in the “winner-take-all” mode [114]. This top-tagger provides an efficiency of $\sim 80\%$ for hadronically decaying top quarks with a p_T of at least 200 GeV with a varying background rejection of ~ 20 at $p_T = 200$ GeV that decreases to ~ 4 at $p_T = 1$ TeV, as estimated with simulated dijet events.

In order to avoid double-counting of tracks or energy deposits and in order to improve the identification of the different reconstructed objects, a sequential overlap-removal procedure is used. In the first step, electrons that share a track with a muon are removed. In the second step, any small- R jet is removed that has a ΔR to an electron that is smaller than 0.2, and in the third step, electrons are removed if they are closer than 0.4 to any remaining small- R jet. Finally, small- R jets that have a $\Delta R < 0.04 + 10 \text{ GeV}/p_T(\mu)$ to a muon are removed if they have at most two associated tracks with $p_T(\text{track}) > 0.5$ GeV, otherwise the muon is removed. Small- R jets and large- R jets are not subject to an overlap-removal procedure, because the analysis strategies in all channels are designed such that the energy deposits in large- R jets and small- R jets are not counted twice, as explained in the following lines: in the trilepton channels, large- R jets are not used (Secs. V C and V E); in the dilepton pair-production channels, large- R jets are only used for the classification of events (Secs. V A and V B); in the dilepton single-production channel, small- R jets are only used for the classification of events, but not for the calculation of the discriminating variable (Sec. V D).

Missing transverse momentum is only used for the reduction of the contribution from $T\bar{T}$ pair production in one search region for single- T -quark production (Sec. V D) and for the definition of one background-enriched region (Sec. V B), and it is calculated from the vectorial sum of the transverse momenta of reconstructed and calibrated leptons and small- R jets [115], with the overlap between these objects removed. The calculation also includes the contributions from tracks in the ID that are matched to the primary vertex but are not associated with any of the reconstructed objects.

V. EVENT SELECTION AND BACKGROUND CONTROL REGIONS

Five different channels are analyzed, each searching for either pair production or single production of VLQs, as introduced in Sec. I and visualized in Fig. 1. In each channel, event-selection criteria were optimized for maximum sensitivity to benchmark processes by studying expected 95% C.L. exclusion limits. In the pair-production channels, the mass reach for T and B quarks in the singlet and doublet models was maximized. While the search focuses on the decay of one VLQ to a Z boson and a third-generation SM quark, a high sensitivity to all three T - and B -quark decay modes is ensured by choosing these benchmark models, because the second VLQ is not only allowed to decay into a Z boson, but also into a W boson or a Higgs boson in association with a third-generation SM quark. In the single-production channels, the sensitivity to single- T -quark production via the exchange of a W boson with $\kappa_T = 0.5$ was optimized.

A preselection common to the channels was used as the basis for these optimizations. This preselection requires the presence of a Z boson candidate that is constructed from two leptons with opposite-sign electric charge. In all events, at least two leptons of the same flavor with $p_T > 28$ GeV and with opposite-sign electric charge are required. Out of all such lepton pairs in an event, a Z boson candidate is defined by the pair with invariant mass closest to the mass of the Z boson. Events in which this invariant mass is larger than 400 GeV are removed because they are very unlikely to occur in any of the considered signal processes. In addition, at least two small- R jets with $p_T > 25$ GeV must be present. In the SP 2ℓ channel, this last criterion is replaced by a requirement on the presence of at least one large- R jet with $p_T > 200$ GeV and $m > 50$ GeV.

In Fig. 2, normalized distributions after preselection are shown for the sum of all background processes, which are estimated from MC simulations, as well as for benchmark signal models for pair and single VLQ production. In Fig. 2 (a), the distribution of the number of leptons is shown. By selecting events with exactly two leptons, a high signal efficiency is achieved. In events with at least three leptons, however, the signal-to-background ratio is significantly improved. The searches for pair and single production are

hence split into complementary dilepton and trilepton channels. The distribution of the number of b -tagged jets is shown in Fig. 2(b). A higher number of b -tagged jets is characteristic of the signal processes, and at least one or two b -tagged jets are required in the event selection, depending on the channel. The distribution of the number of large- R jets is shown in Fig. 2(c) for events that contain exactly two charged leptons. Signal events show a higher number of large- R jets than background events, which in signal mostly originate from the hadronic decays of boosted top quarks, W bosons, Z bosons or Higgs bosons. The presence of large- R jets is used in the dilepton channels to suppress backgrounds and hence improve the sensitivity to the signal. In order to achieve a high signal efficiency, in the pair-production case, two complementary dilepton channels are defined, one for events with at most one large- R jet and one for events with at least two large- R jets. In the trilepton channels, large- R jet requirements are not used because the presence of at least three leptons suppresses the backgrounds efficiently. In Fig. 2(d), the forward-jet multiplicity is shown. The single-production process often features a forward jet from t -channel production. The presence of a forward jet is hence used in the single-production searches to separate the signal from the background.

The event selection criteria in the different channels are defined in Secs. VA–VE. In each channel, these signal regions (SR) are complemented by a set of control regions (CR), which are rich in the main background processes. The CRs are used to check the modeling of the background and to improve the background prediction in the SRs by a combined fit of CRs and SRs (Sec. VII). In the design of the CRs, not only a high purity of the respective background processes was aimed for, but also a large number of background events, as well as kinematic properties of the background events that resemble those of the events in the SRs. Each CR was checked to ensure that it was not sensitive to any signal process.

All SRs and CRs defined in the three pair-production channels (Secs. VA–VC) are orthogonal (i.e., they have no common events), so that the results in these channels can be combined (Sec. VII). The same holds for all SRs and CRs in the single-production channels (Secs. VD–VE), which are also combined (Sec. VII). Orthogonality is not ensured between pair- and single-production regions. However, single-production channels include requirements designed to suppress the pair-production signal in their SRs.

A. Search strategy: PP 2ℓ 0-1J

Two orthogonal channels are defined for the pair-production search in dilepton final states, one with at least two large- R jets, described in Sec. VB (PP $2\ell \geq 2J$), and one with at most one large- R jet (PP 2ℓ 0-1J), described in this section. All such large- R jets are required to have a p_T of at least 200 GeV and a mass of at least 50 GeV after

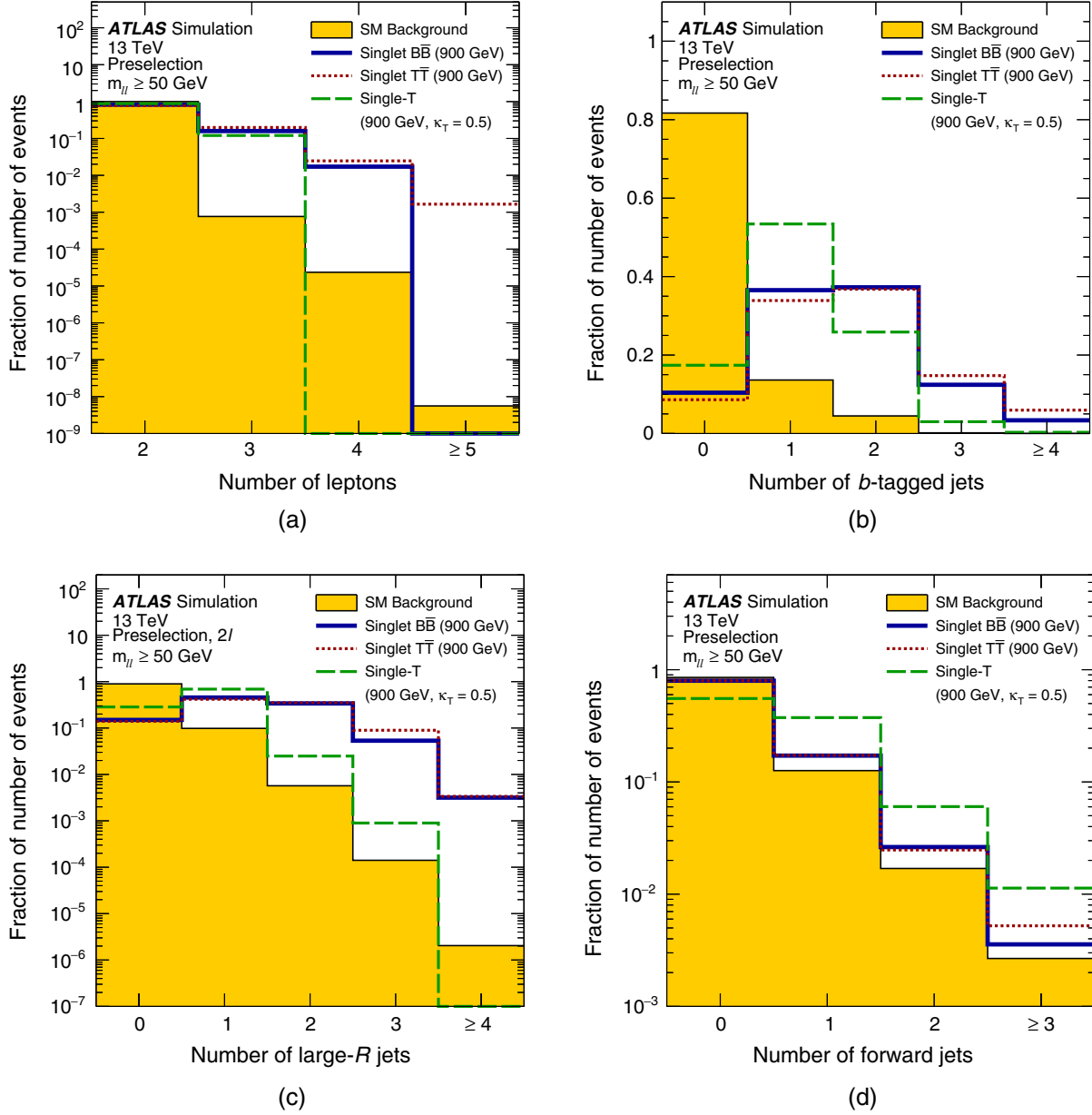


FIG. 2. Distributions of the sum of all background processes (solid area) and of benchmark signal processes (lines), based on MC simulations after preselection and requiring $m_{\ell\ell} > 50$ GeV: (a) the number of leptons, (b) the number of b -tagged jets, (c) the number of large- R jets in events with exactly two charged leptons, and (d) the number of forward jets. The signal processes shown are B - and T -quark pair production in the singlet model and single- T -quark production with a coupling of $\kappa_T = 0.5$, each with a mass of $m_{\text{VLQ}} = 900$ GeV. All distributions are normalized to unit area. The last bin contains the overflow.

trimming. Due to the mass requirement, hadronic decays of boosted top quarks, and of W , Z , and Higgs bosons are efficiently selected and jets that originate from the hadronization of high- p_T light quarks, b -quarks or gluons are suppressed. While in the PP $2\ell \geq 2\text{J}$ channel background processes are strongly suppressed, the signal efficiency is also reduced so that a complementary channel optimized for events with at most one large- R jet provides additional sensitivity to the signal.

The definitions of the SRs in the PP 2ℓ 0-1J channel are summarized in Table III. Two SRs are defined, for which

the preselection and the presence of exactly two leptons are required. The mass of the Z boson candidate, built from the two leptons, $m_{\ell\ell}$, must be within a 10 GeV window around the Z boson mass, m_Z . At least two b -tagged jets must be present,⁹ which strongly reduces the background contribution from the production of a Z boson in association with light jets. The sensitivity of the channel is improved by

⁹Small- R jets that are b -tagged and large- R jets may overlap in η - ϕ space, but no requirement is made on the proximity of b -tagged small- R jets and large- R jets.

TABLE III. Definition of the control and signal regions for the PP 2ℓ 0-1J channel.

$t\bar{t}$ CR	$Z + \text{jets}$ CR	0-large- R jet SR	1-large- R jet SR
Preselection =2 leptons			
$ m_{\ell\ell} - m_Z > 10 \text{ GeV}$ and $m_{\ell\ell} > 50 \text{ GeV}$		$ m_{\ell\ell} - m_Z < 10 \text{ GeV}$	
≥ 2 b -tagged jets			
≤ 1 large- R jet		=0 large- R jets	=1 large- R jet
$p_{T,\ell\ell} < 600 \text{ GeV}$		$p_{T,\ell\ell} > 250 \text{ GeV}$	
$H_T > 200 \text{ GeV}$	$200 \text{ GeV} < H_T < 800 \text{ GeV}$	$H_T > 800 \text{ GeV}$	

defining two SRs, one for events without any large- R jet and one for events with exactly one large- R jet. Since in the signal process the Z boson is produced in the decay of a massive VLQ, the p_T of the Z boson candidate, $p_{T,\ell\ell}$, is on average much larger than in the background processes, so $p_{T,\ell\ell}$ is required to be larger than 250 GeV for both SRs. Moreover, the scalar sum of the transverse momenta of all small- R jets in the event, H_T , is on average much larger for signal events than for background events, because the quarks from the decay chain of the massive VLQ result in high- p_T jets. Therefore, the H_T distribution is used in the statistical analysis (Sec. VII) to search for an excess of data over the background prediction, with a signal expected to result in an excess for large values of H_T . In addition, a minimum H_T value of 800 GeV is required for both SRs.

The main background processes are from $Z + \text{jets}$ production containing two jets which originate from the hadronization of b -quarks and $t\bar{t}$ production with a dileptonic final state. The background from $t\bar{t}$ production is strongly suppressed by requiring $m_{\ell\ell}$ to be close to m_Z . In both main background processes, no hadronically decaying massive resonances are present, so that the SR with exactly one large- R jet has a higher signal-to-background ratio than the SR without a large- R jet. The contributions from all background processes are strongly reduced by the requirements on $p_{T,\ell\ell}$ and H_T .

In order to validate the modeling of the main background processes, CRs are defined for the $Z + \text{jets}$ and $t\bar{t}$ processes. A summary of the CR definitions is given in Table III. The $Z + \text{jets}$ CR is defined by the same criteria as the SRs, except for the large- R jets and H_T criteria. Events with no large- R jets and events with exactly one large- R jet are considered together and H_T is required to be in the range 200–800 GeV, ensuring that the CR is almost free of a potential signal. The resulting CR sample is expected to be 88% $Z + \text{jets}$ events. The $t\bar{t}$ CR is defined by requiring the same preselection, lepton multiplicity, and b -tagged-jet multiplicity criteria as in the SRs. However, the mass of the Z boson candidate, $m_{\ell\ell}$, must be outside of a 10 GeV window around the Z boson mass, m_Z . In addition, $m_{\ell\ell}$ is required to be larger than 50 GeV, because events with lower $m_{\ell\ell}$ do not stem mainly from $t\bar{t}$ production, but

from Drell-Yan production in association with jets. Also in the $t\bar{t}$ CR, events without large- R jets and events with exactly one large- R jet are considered together. In contrast to the definition of the SRs, the p_T of the Z boson candidate is required to be less than 600 GeV in order to ensure that the CR does not contain signal contributions from potential VLQ pair production with two leptons that do not stem from the decay of a Z boson, such as $T\bar{T} \rightarrow HtWb$. Moreover, the lower bound on H_T is lowered to 200 GeV in order to increase the number of events in the CR and to test the modeling of the full H_T distribution. The resulting CR sample is expected to be 93% $t\bar{t}$ events. The ratio of expected signal and background events in the $Z + \text{jets}$ ($t\bar{t}$) CR is as low as 0.0005 (0.003) for $B\bar{B}$ and $T\bar{T}$ production in the singlet model for $m_{\text{VLQ}} = 900 \text{ GeV}$.

B. Search strategy: PP $2\ell \geq 2J$

In addition to the PP 2ℓ 0-1J channel, a second dilepton channel was optimized for events with at least two large- R jets (PP $2\ell \geq 2J$) in order to exploit the presence of highly boosted, hadronically decaying massive resonances in the signal processes.

The definition of the SR in the PP $2\ell \geq 2J$ channel is summarized in Table IV. The same requirements as in the PP 2ℓ 0-1J channel are imposed: the preselection, the presence of exactly two leptons with $m_{\ell\ell}$ within a 10 GeV window around m_Z , and the presence of at least two b -tagged jets. In addition, at least two large- R jets are required in each event. Also in this channel, the large expected values for $p_{T,\ell\ell}$ and H_T are exploited to discriminate the signal from the background processes. The optimized requirements are $p_{T,\ell\ell} > 250 \text{ GeV}$ and $H_T > 1150 \text{ GeV}$. In order to search for an excess of data over the background prediction, the invariant mass of the Z boson candidate and the highest- p_T b -tagged jet, m_{Zb} , is used as a discriminating variable. In the search for $B\bar{B}$ production, m_{Zb} would show a resonant structure around m_{VLQ} if VLQs were present, because it often corresponds to the reconstructed mass of the VLQ. Also, in the search for $T\bar{T}$ production, this variable shows very good discrimination between signal and background, with the signal resulting in larger values of m_{Zb} than the background.

TABLE IV. Definition of the control regions and the signal region for the PP $2\ell \geq 2J$ channel.

$t\bar{t}$ CR	$Z + \text{jets}$ CR	SR
	Preselection =2 leptons	
$ m_{\ell\ell} - m_Z > 10 \text{ GeV}$ and $m_{\ell\ell} > 50 \text{ GeV}$	$ m_{\ell\ell} - m_Z < 10 \text{ GeV}$	
	≥ 2 b -tagged jets ≥ 2 large- R jets	
$p_{T,\ell\ell} < 600 \text{ GeV}$...	$p_{T,\ell\ell} > 250 \text{ GeV}$
...	$H_T < 1150 \text{ GeV}$	$H_T > 1150 \text{ GeV}$
$E_T^{\text{miss}} < 200 \text{ GeV}$...
$\Delta R(\ell\ell, \text{highest-}p_T \text{ large-}R \text{ jet}) < 2.0 \text{ or } > 2.8$...

The main background processes are $Z + \text{jets}$ production with two jets originating from the hadronization of b -quarks, and $t\bar{t}$ production in the dileptonic decay mode. As in the PP 2ℓ 0-1J channel, $t\bar{t}$ production is strongly suppressed by requiring $m_{\ell\ell}$ to be close to the mass of the Z boson, and the contributions from all background processes are significantly reduced by the requirements on $p_{T,\ell\ell}$ and H_T . The contributions from $Z + \text{jets}$ production and dileptonic $t\bar{t}$ decays are efficiently reduced by the presence of two large- R jets, because no massive hadronically decaying resonance is present in these processes.

For the two main background processes, $Z + \text{jets}$ and $t\bar{t}$ production, CRs are defined. A summary of the CR definitions is given in Table IV. Similarly to the $t\bar{t}$ CR in the PP 2ℓ 0-1J channel, the definition of the $t\bar{t}$ CR is based on the requirement that $m_{\ell\ell}$ must be outside a 10 GeV window around m_Z but must still fulfill $m_{\ell\ell} > 50 \text{ GeV}$. In order to suppress potential signal contributions in the CR, $p_{T,\ell\ell}$ is required to be smaller than 600 GeV. The requirement on H_T is removed, which increases the number of events in the CR. In addition, E_T^{miss} is required to be smaller than 200 GeV, which reduces potential signal contributions from VLQ pair production with two leptons that do not stem from the decay of a Z boson, but e.g., from the decay of W bosons from the VLQ decay chain. Moreover, the ΔR between the Z boson candidate and the highest- p_T large- R jet is required to be smaller than 2.0 or larger than 2.8, which further reduces the contributions from a potential signal because in signal events the highest- p_T large- R jet and the Z boson candidate are typically not back to back due to the presence of additional final-state particles. The resulting CR sample is expected to be 82% $t\bar{t}$ events. The CR for the $Z + \text{jets}$ process is defined by the same criteria as in the SR, but the requirement on H_T is inverted in order to remove potential signal contributions, and the requirement on $p_{T,\ell\ell}$ is removed in order to increase the number of events in the CR. The resulting CR sample is expected to be only 64% $Z + \text{jets}$ events, but also 17% $t\bar{t}$ events. The ratio of expected signal and background events in the $Z + \text{jets}$ ($t\bar{t}$) CR is as low as 0.03 (0.06) for $B\bar{B}$ and 0.04 (0.04) for $T\bar{T}$ production in the singlet model for $m_{\text{VLQ}} = 900 \text{ GeV}$.

C. Search strategy: PP $\geq 3\ell$

The trilepton pair-production channel (PP $\geq 3\ell$) is sensitive to signal events in which at least one lepton appears in addition to the leptons from the Z boson decay that originates from $T \rightarrow Zt$ or $B \rightarrow Zb$. Additional leptons can originate from the decay of the other VLQ, such as in $B \rightarrow Wt \rightarrow \ell\nu_\ell bqq'$ or $T \rightarrow Ht \rightarrow b\bar{b}\ell\nu_\ell b$. In $T\bar{T}$ production, an additional lepton can also originate from the $T \rightarrow Zt$ decay itself, if the top quark decays into $\ell\nu_\ell b$.

The definition of the SR is summarized in Table V. Events must pass the preselection, and they must have at least three leptons including a Z boson candidate with $m_{\ell\ell}$ within a 10 GeV window around m_Z . Only one b -tagged jet is required, because background contributions are already strongly reduced by the requirement of at least one additional lepton. Relaxing the b -tagging requirement compared to the dilepton channels improves the sensitivity to the signal processes because of the larger signal efficiency. As in the dilepton channels, a large transverse momentum of the Z boson candidate is required, $p_{T,\ell\ell} > 200 \text{ GeV}$. In order to search for an excess of data over the background prediction, the scalar sum of the small- R jet and lepton transverse momenta, S_T , is used. In contrast to the use of H_T in the PP 2ℓ 0-1J channel (Sec. VA), the lepton transverse momenta are added to the discriminating variable S_T , which exploits the p_T of all leptons in order to discriminate the signal from the background in addition to the use of $p_{T,\ell\ell}$, which is constructed from only two leptons.

The main background processes are diboson, in particular WZ and ZZ , production, and $t\bar{t} + X$ production

TABLE V. Definition of the control regions and the signal region for the PP $\geq 3\ell$ channel.

Diboson CR	$t\bar{t} + X$ CR	SR
	Preselection ≥ 3 leptons	
	$ m_{\ell\ell} - m_Z < 10 \text{ GeV}$	
$=0$ b -tagged jets	≥ 1 b -tagged jets	
...	$p_{T,\ell\ell} \leq 200 \text{ GeV}$	$p_{T,\ell\ell} \geq 200 \text{ GeV}$

TABLE VI. Definition of the control regions and the signal region for the SP 2ℓ channel.

$0 - b$ -tagged-jet CR	$\geq 1 - b$ -tagged-jet CR	SR
	Preselection with ≥ 1 large- R jet	
	$= 2$ leptons	
	$ m_{\ell\ell} - m_Z < 10$ GeV	
	$p_{T,\ell\ell} > 200$ GeV	
$= 0$ b -tagged jets	≥ 1 b -tagged jets	≥ 1 top-tagged large- R jet
≥ 1 loose-not-tight top-tagged large- R jet		≥ 1 forward jet
...		
	$H_T + E_T^{\text{miss}} < m_{Zt}$	

(dominated by $t\bar{t} + Z$ production), which can both result in events with three leptons. The diboson background is strongly reduced by the b -tagging requirement, so that only diboson events with additional b -jets or mistagged light jets pass the event selection. Both main backgrounds are suppressed by the requirement on $p_{T,\ell\ell}$, because in background events Z boson candidates rarely have a large transverse momentum.

For the two main background processes, diboson and $t\bar{t} + X$ production, CRs are defined and summarized in Table V. The diboson CR is defined by the same criteria as the SR, except for the b -tagging and $p_{T,\ell\ell}$ requirements. No b -tagged jets are allowed in the diboson CR, which reduces contributions from $t\bar{t} + X$ production and from a potential VLQ signal. The $p_{T,\ell\ell}$ requirement is removed in order to further increase the number of diboson events in the CR. The resulting CR is expected to consist of 92% diboson events, mainly from WZ production. The $t\bar{t} + X$ CR is defined by inverting only the $p_{T,\ell\ell}$ requirement, which removes contributions from a potential VLQ signal. The resulting CR sample is expected to consist mainly of $t\bar{t} + X$ and diboson events in similar proportions (39% and 43%, respectively). The ratio of expected signal and background events in the diboson ($t\bar{t} + X$) CR is as low as 0.001 (0.004) for $B\bar{B}$ and 0.001 (0.006) for $T\bar{T}$ production in the singlet model for $m_{\text{VLQ}} = 900$ GeV.

D. Search strategy: SP 2ℓ

The production of a single T quark results in a signature with fewer high- p_T objects than in $T\bar{T}$ production. As a result it is more difficult to separate it from the background. However, a forward-jet from the t -channel production is often present, which can be exploited to strongly reduce the contributions from background processes. The final state from the decay of a single $T \rightarrow Zt$ with a leptonic Z boson decay consists of the two leptons from the Z boson, a forward jet and the decay products of the top quark. While the leptonic top-quark decay, $t \rightarrow \ell\nu_\ell b$, is used in the trilepton single-production channel (SP $\geq 3\ell$), described in Sec. V E, the hadronic decay, $t \rightarrow q\bar{q}'b$, is used in the dilepton channel (SP 2ℓ), described in this section.

The definition of the SR is summarized in Table VI. Events are required to pass the preselection with the minimum requirement of two small- R jets replaced by the presence of at least one large- R jet. Events must have exactly two leptons that form a Z boson candidate with an invariant mass within a 10 GeV window around m_Z . In this channel, a minimum p_T of the Z boson candidate is also required, $p_{T,\ell\ell} > 200$ GeV. At least one b -tagged jet is required in the event. Although a second b -quark from gluon splitting (Fig. 1) is present in the signal, only in a fraction of signal events is a second b -tagged jet found within the $|\eta|$ acceptance of the ID. The hadronically decaying top quark originating from the T -quark decay often has such a large p_T that the top-quark decay products are contained within one large- R jet. Top-tagging is used to discriminate large- R jets from hadronic top-quark decays in single- T -quark production from the main background process, $Z + \text{jets}$ production, which can only fulfill this requirement if a quark or gluon jet is falsely top tagged (mistags). At least one forward jet is required in each event, which is a characteristic property of single- T -quark production. In order to search for an excess of data over the background prediction, the invariant mass of the Z boson candidate and the highest- p_T top-tagged large- R jet, m_{Zt} , is used, which, if VLQs were present, would show a resonant structure around m_{VLQ} . In order to facilitate the interpretation of the search for single- T -quark production, the potential signal contribution from $T\bar{T}$ production is reduced by requiring $H_T + E_T^{\text{miss}} < m_{Zt}$. This requirement has an efficiency of $\approx 20\%$ for $T\bar{T}$ pair production in the singlet model in the mass range 800–1400 GeV, while maintaining an efficiency of 90%–95% for single- T -quark production with $\kappa_T = 0.5$ across the whole mass range studied.

The main background process is $Z + \text{jets}$ production, which mainly passes the event selection in the SR if it contains jets that originate from the hadronization of b -quarks. The Z boson is mostly produced with low values of p_T , so that the $p_{T,\ell\ell}$ requirement strongly reduces this background. In addition, the requirement of at least one top-tagged large- R jet efficiently suppresses the contribution from $Z + \text{jets}$ production, because it does not contain top quarks and can only fulfill the top-tagging

TABLE VII. Definition of the control regions and the signal region for the $\text{SP} \geq 3\ell$ channel.

Diboson CR	$t\bar{t} + X$ CR	SR
	Preselection ≥ 3 leptons $ m_{\ell\ell} - m_Z < 10 \text{ GeV}$	
$=0$ b -tagged jets	≥ 1 b -tagged jets	$p_{T,\ell\ell} > 150 \text{ GeV}$
\dots	$=0$ forward jets	≥ 1 forward jets
\dots	$28 \text{ GeV} < \max p_T^\ell < 200 \text{ GeV}$	$\max p_T^\ell > 200 \text{ GeV}$
	$H_T \times (\text{number of small-}R\text{jets}) < 6 \text{ TeV}$	

requirement through mistags. Similarly, the requirement of at least one forward jet reduces the $Z + \text{jets}$ background, because forward jets are not characteristic for the main production mode of this process.

For the $Z + \text{jets}$ production background, two CRs are defined. One CR, called 0- b -tagged-jet CR, requires that no b -tagged jets be present, allowing to correct the modeling of $Z + \text{jets}$ production in a region that is kinematically close to the SR. In a second CR, called ≥ 1 - b -tagged-jet CR, the modeling of $Z + \text{jets}$ production in association with b -tagged jets is controlled. If good data-MC agreement is observed in both CRs consistently, this provides confidence in the overall modeling of $Z + \text{jets}$ production. A summary of the CR definitions is given in Table VI. Both CRs are based on the SR with changes to the top-tagging, b -tagging and forward-jet requirements. For both CRs, the top-tagging requirement is changed, so that there must be at least one large- R jet that fails the top-tagging requirements on τ_{32} but fulfills the top-tagging requirements on the large- R jet mass. Out of these large- R jets, called “loose-not-tight top tagged,” the large- R jet with the largest p_T is used in the calculation of m_{Zt} in the CRs. The change in the top-tagging requirement enriches the CRs in $Z + \text{jets}$ production in comparison with a potential signal contribution. In both CRs, the forward-jet requirement is removed, which increases the number of events in the CRs. Finally, in the 0- b -tagged-jet CR, no b -tagged jet is allowed, while in the ≥ 1 - b -tagged-jet CR the same b -tagging requirement as in the SR is used. The resulting samples in the CRs are expected to be 96% and 91% $Z + \text{jets}$ events, respectively, and to contain a negligible amount of a potential single- T -quark signal. The ratio of expected signal and background events in the 0- b -tagged-jet (≥ 1 - b -tagged-jet) CR is as low as 0.001 (0.02) for single- T -quark production with $m_{\text{VLQ}} = 900 \text{ GeV}$ with $\kappa_T = 0.5$. As the CRs do not contain requirements on the number of forward jets and make use of a modified top-tagging requirement (loose-not-tight), the modeling of the $Z + \text{jets}$ background was cross-checked in another region with no b -tagged jets, but requiring the presence of at least one forward jet and using the nominal top-tagging algorithm. The modeling of the distributions of kinematic properties was found to be consistent between the CRs and the cross-check region

and a small difference observed between the overall numbers of events was assigned as a systematic uncertainty (Sec. VI).

E. Search strategy: $\text{SP} \geq 3\ell$

The search for single- T -quark production in the tripleton channel ($\text{SP} \geq 3\ell$) is sensitive to the decay $T \rightarrow Zt \rightarrow \ell\ell\ell\nu_\ell b$, featuring an additional lepton from the top-quark decay. It is hence complementary to the $\text{SP} 2\ell$ channel (Sec. VD).

The definition of the SR is summarized in Table VII. Events must pass the preselection, and they must have at least three leptons including a Z boson candidate with $m_{\ell\ell}$ within a 10 GeV window around m_Z . In this channel, a minimum p_T of the Z boson candidate is also required, $p_{T,\ell\ell} > 150 \text{ GeV}$. As in the $\text{SP} 2\ell$ channel (Sec. VD), at least one b -tagged-jet and at least one forward jet are required. In order to suppress background contributions in which leptons have lower p_T on average than in the signal, the transverse momentum of the highest- p_T lepton in each event, $\max p_T^\ell$, must be larger than 200 GeV. As in the $\text{SP} 2\ell$ channel, the potential signal contribution from $T\bar{T}$ production is reduced in the search for single- T -quark production. In the $\text{SP} \geq 3\ell$ channel, this is achieved by requiring that H_T multiplied by the number of small- R jets in the event is smaller than 6 TeV. This requirement has an efficiency of 50%–30% for $T\bar{T}$ pair production in the singlet model in the mass range 800–1400 GeV, while maintaining an efficiency of $\approx 95\%$ for single- T -quark production with $\kappa_T = 0.5$ across the whole mass range studied. In order to search for an excess of data over the background prediction, S_T is used, as in the $\text{PP} \geq 3\ell$ channel (Sec. VC).

The main background processes are diboson production with additional b -quarks and $t\bar{t} + X$ production (dominated by $t\bar{t} + Z$ production). The contributions of these backgrounds are strongly reduced by the requirements on $p_{T,\ell\ell}$ and $\max p_T^\ell$, as well as by requiring at least one forward jet, because forward jets are not characteristic for these processes.

For the two main background processes, diboson and $t\bar{t} + X$ production, two CRs are defined and summarized in

Table VII. The diboson CR is defined following the criteria in the SR, but the requirements on $p_{T,\ell\ell}$, $\max p_T^\ell$ and the presence of at least one forward jet are removed in order to increase the number of events in the CR. In addition, no b -tagged jet is allowed in the diboson CR. The resulting CR sample is expected to be 92% diboson events and to contain a negligible number of potential signal events. The $t\bar{t} + X$ CR is based on the SR by inverting the requirement on $\max p_T^\ell$ and by requiring that no forward jet is present. These changes remove potential signal contributions. In addition, the requirement on $p_{T,\ell\ell}$ is removed in order to increase the number of events in the CR. The resulting CR sample is expected to consist mainly of $t\bar{t} + X$ and diboson events in similar proportions (40% and 44%, respectively). The ratio of expected signal and background events in the diboson ($t\bar{t} + X$) CR is as low as 0.002 (0.007) for single- T -quark production with $m_{\text{VLQ}} = 900$ GeV with $\kappa_T = 0.5$.

VI. SYSTEMATIC UNCERTAINTIES

Systematic uncertainties are divided into experimental uncertainties, mostly related to the uncertainty in the modeling of the detector response in the simulation, and theoretical uncertainties, related to the theoretical modeling of the background processes in the MC simulation. Experimental uncertainties on the signal efficiencies and the signal shape of the discriminating variables are also taken into account.

Systematic uncertainties are evaluated by varying each source by $\pm 1\sigma$ of its uncertainty. As a result, the predicted background and signal event yields in the different CRs and SRs can vary as well as the predicted shapes of the discriminating variables in these regions. For some sources only one systematic variation is defined. In such cases, the effect on the yields and shapes are symmetrized in order to construct the corresponding variation in the other direction.

The uncertainty in the integrated luminosity of the analyzed data set is 2.1%. It is derived following a methodology similar to that in Ref. [116] from a calibration of the luminosity scale using x - y beam-separation scans in August 2015 and May 2016.

Uncertainties in electron and muon trigger, reconstruction and identification efficiencies are derived from data using $Z \rightarrow e^+e^-$ decays [93] and $Z \rightarrow \mu^+\mu^-$ decays [97]. Uncertainties in the electron (muon) energy (momentum) calibration and resolution are also derived using $Z \rightarrow \ell^+\ell^-$ events [95,97].

Uncertainties in the small- R jet energy scale are evaluated from MC simulations and from data using multijet, Z + jets, and γ + jets events [101]. Additional small- R jet uncertainties arise from the jet energy resolution [117], which are also derived from multijet, Z + jets and γ + jets events and from the jet vertex tagger.

Uncertainties in the b -tagging efficiency of small- R jets are derived from data [104] for b -jets, c -jets, and other light

jets. For the derivation of the b -tagging efficiency and its uncertainty for b -jets, dileptonic $t\bar{t}$ events are used [118]. Additional uncertainties are derived using MC simulations for the extrapolation of this efficiency beyond the kinematic reach of the calibration.

Uncertainties in the large- R jet energy scale, mass and N -subjettiness ratio τ_{32} are derived from a comparison of the calorimeter-to-track-jet ratio in data and MC simulations [110,119]. While the uncertainty in the mass is taken to be correlated with the uncertainty in the energy scale, the τ_{32} uncertainty is taken to be uncorrelated with these two. The uncertainty in the resolutions of the large- R jet energy, mass and τ_{32} is estimated by comparing the prediction from the nominal MC simulations with simulations where the resolution is 20% poorer.

The electron, muon, and small- R jet uncertainties are propagated to the calculation of the E_T^{miss} . Additional uncertainties are assigned to contributions to the E_T^{miss} calculation that arise from tracks which are matched to the primary vertex and not associated with any object [115].

All MC distributions are reweighted so that the distribution of the average number of interactions per bunch crossing corresponds to the distribution in data. In order to assess the associated systematic uncertainty, the reweighting is varied within its uncertainty.

A 5% uncertainty is assigned to the cross section for Z + jets production [120]. Additional uncertainties in the selection efficiency and in the shape of the final discriminant due to the theoretical modeling of the Z + jets process are evaluated by comparing the nominal SHERPA sample with alternative samples, normalized to the same cross section. An uncertainty due to the choice of generator and parton shower is assigned by comparing the nominal sample with a sample generated with MADGRAPH5_AMC@NLO and the NNPDF3.0 NLO PDF set, and showered with PYTHIA8 and using the A14 set of tuned parameters with the NNPDF2.3 LO PDF set. An uncertainty due to the scale choice is evaluated by varying the renormalization and factorization scales in the nominal sample independently by factors of 2 and 0.5. The assigned uncertainty is based on the largest deviations from the nominal sample observed in each bin of the final discriminant. An uncertainty due to the choice of PDF set is evaluated by comparing the nominal SHERPA sample using the NNPDF3.0 NLO PDF set with samples using the MMHT2014 NNLO [121] and CT14 NNLO PDF sets [122]. The largest observed deviations from the nominal sample in each bin of the final discriminant are used to assign the uncertainty.

The uncertainty in the cross section for $t\bar{t}$ production is assigned as $+5.6\% / -6.1\%$ [123]. Also for $t\bar{t}$ production, additional uncertainties in the selection efficiency and in the shape of the final discriminant are assigned by comparing the nominal sample with alternative MC samples. An uncertainty due to the choice of generator is

evaluated from a comparison of the nominal POWHEG-BOX sample with a sample generated with MADGRAPH5_AMC@NLO with the NNPDF3.0 NLO PDF set, and showered with PYTHIA8 using the A14 set of tuned parameters and the NNPDF2.3 LO PDF set. An uncertainty due to the choice of shower model is assigned by comparing the nominal sample, showered by PYTHIA8, with an alternative sample showered by HERWIG 7 [124,125] with the H7-UE-MMHT set of tuned parameters and the MMHT PDF set. The uncertainties due to the choice of renormalization and factorization scales are evaluated by independently varying the scales by factors of 2 and 0.5. The largest differences observed in each bin of the final discriminant are assigned as the systematic uncertainty for these two scales. An uncertainty due to the choice of PDF set is evaluated by comparing the nominal sample with samples generated with the MMHT2014 NLO and CT14 NLO PDF sets. The largest observed deviations from the nominal sample in each bin of the final discriminant are used to assign the uncertainty.

An uncertainty of 6% is assigned to the cross section for diboson production [120]. As with the $Z + \text{jets}$ and $t\bar{t}$ processes, alternative MC samples are used to assess additional uncertainties in the selection efficiency and in the shape of the final discriminant of the diboson processes. In order to assess the uncertainty due to the choice of renormalization and factorization scales, the nominal SHERPA samples are compared with alternative samples with the scales varied independently by factors of 2 and 0.5 and the largest observed differences in each bin of the final discriminant are assigned as the uncertainty. An uncertainty due to the choice of PDF set is assessed by comparing the nominal samples, generated with the NNPDF3.0 NNLO PDF set, with samples generated with the MMHT2014 NNLO and CT14 NNLO PDF sets. The largest deviations in each bin of the final discriminant are used to assign the uncertainty.

For the $t\bar{t} + V$ processes, uncertainties of $+13\% / -12\%$ are assigned for the $t\bar{t} + W$ production cross section and of $+10\% / -12\%$ for the $t\bar{t} + Z$ production cross section [126]. For the assessment of additional uncertainties in the selection efficiency and in the shape of the final discriminant of the $t\bar{t} + V$ processes, the nominal samples are compared with alternative MC samples. An uncertainty due to the choice of generator is assigned by comparing the nominal sample with a sample generated with SHERPA 2.2 and the NNPDF3.0 NLO PDF set. For these samples, a fast simulation of the ATLAS detector [51] was used, which relies on a parametrization of the calorimeter response [127]. The nominal sample was additionally produced with the fast simulation configuration and the relative differences observed in the comparison with the samples with varied scales are assigned as the systematic uncertainty. An uncertainty due to the parton shower is assigned

by comparing the nominal sample with samples with a varied amount of initial-state radiation. These alternative samples were produced with fast detector simulation and the procedure to assign a systematic uncertainty is again based on the relative difference observed in comparison with the nominal sample obtained with fast detector simulation in each bin of the final discriminant.

Backgrounds due to misidentified electrons and muons play a minor role in this analysis, because such leptons typically have low transverse momentum and are hence strongly suppressed by the SR requirements, in particular by the lower thresholds for $p_{T,\ell\ell}$ in the different channels. However, in the $t\bar{t}$ CRs in the PP 2ℓ 0-1J and PP $2\ell \geq 2J$ channels and in the $Z + \text{jets}$ CR in the PP $2\ell \geq 2J$ channel, low- $p_{T,\ell\ell}$ events are included. Similarly, $Z + \text{jets}$ and $t\bar{t}$ events could contribute to the CRs and SRs in the PP $\geq 3\ell$ and SP $\geq 3\ell$ channels due to misidentified leptons. The maximum observed difference between data and MC simulations in the lepton p_T spectra in the CRs is 25%. This is assigned as an uncertainty to $Z + \text{jets}$ and $t\bar{t}$ events in the trilepton channels and to $t\bar{t}$ events with $p_{T,\ell\ell} < 200$ GeV in the PP 2ℓ 0-1J and PP $2\ell \geq 2J$ channels.

No b -tagged jet are allowed in the diboson CRs for the PP $\geq 3\ell$ and SP $\geq 3\ell$ channels (Secs. VC and VE). While this requirement ensures a high purity in diboson processes, it differs from the requirements in the SRs. An uncertainty of 50% is assigned to the production of diboson events in association with b -quarks, motivated by the precision of measurements of W - and Z -boson production in association with b -quarks [128,129].

In order to ensure a large number of events in the CRs for the dilepton single-production search, the SR forward-jet requirement is removed (Sec. VD). A cross-check was performed in a region that only differs from the SR by a veto on b -tagged jets. While the modeling of the shapes of kinematic variables in this region is satisfactory, the 11% difference in the overall number of events between data and background expectation is assigned as an additional uncertainty in the SR due to the forward-jet requirement.

The uncertainties on the reconstructed objects and the luminosity also affect the predictions for VLQ pair and single production. No further uncertainties on the signal processes were considered. As discussed in Sec. III, the MC samples for VLQ pair production were generated in the singlet model and alternative BR hypotheses for T and B quarks are obtained by reweighting the singlet BRs to the alternative BRs. This procedure is validated by comparing kinematic distributions of the nominal VLQ pair production samples with alternative samples that were generated in the (T, B) doublet model. After reweighting both to the same BRs, no large differences were observed between these samples. Hence, the reweighting procedure is considered validated and no systematic uncertainty is assigned.

TABLE VIII. Observed number of events in data and *prefit* expected number of signal and background events in the control and signal regions for the PP 2ℓ 0-1J channel, i.e., before the fit to data. For the signal, the expected number of events for the $B\bar{B}$ and $T\bar{T}$ benchmark processes with $m_{\text{VLQ}} = 900$ GeV is shown for the singlet model. Statistical uncertainties from the limited size of MC samples and systematic uncertainties are added in quadrature. The uncertainty in the ratio of the observed and expected numbers of events contains the systematic uncertainties and the statistical uncertainty of the prediction from Poisson fluctuations.

	$t\bar{t}$ CR	Z + jets CR	0-large- R jet SR	1-large- R jet SR
Singlet $B\bar{B}$ (900 GeV)	16.2 ± 1.0	2.29 ± 0.31	1.94 ± 0.27	10.6 ± 0.8
Singlet $T\bar{T}$ (900 GeV)	14.9 ± 0.9	1.81 ± 0.21	0.43 ± 0.09	5.1 ± 0.4
Z + jets	1090 ± 310	630 ± 190	21 ± 9	43 ± 21
$t\bar{t}$	30000 ± 8000	8 ± 4	2 ± 5	2 ± 5
Single top	640 ± 60	5.3 ± 0.6	0.40 ± 0.23	0.71 ± 0.24
$t\bar{t} + X$	199 ± 26	37 ± 7	0.55 ± 0.23	4.6 ± 1.4
Diboson	44 ± 16	37 ± 12	0.9 ± 0.4	3.1 ± 1.9
Total background	32000 ± 8000	710 ± 190	24 ± 9	54 ± 21
Data	32216	699	35	51
Data/background	1.00 ± 0.26	0.98 ± 0.26	1.4 ± 0.6	1.0 ± 0.4

VII. RESULTS

In each channel, a binned likelihood fit is performed to the discriminating variable. Control and signal regions are fit simultaneously and systematic uncertainties are included in the fit as a set of nuisance parameters (NP), θ . The likelihood function $L(\mu, \theta)$ consists of Poisson probabilities for each bin in the discriminating variable in each region, and a Gaussian or log-normal distribution for each NP. In the likelihood fit, the signal cross section σ is parametrized by multiplying the predicted cross section with a correction factor μ , called the signal-strength factor, which is a free parameter of the fit. In a background-only fit μ , and hence σ , is set to zero. For the combined control and signal region fit the modeling of the main background processes was adjusted during the fit via changes in the NPs, so that the background prediction in the signal regions is improved. The binning of the discriminating variable in the different channels was chosen in order to retain as much shape information about the distribution as possible given the number of background MC events in each bin.

The effect of each single source of systematic uncertainty is treated as correlated across all regions and processes with the following two exceptions. In order to avoid that CRs with high statistical power are able to constrain NPs in very different regions of phase space, for the uncertainties associated with misidentified leptons, separate NPs are defined for the different CRs and SRs in each channel, and for the uncertainties related to the choice of MC generator and hadronization model, separate NPs are defined for each channel. Different sources of systematic uncertainty are treated as uncorrelated with each other, except for the case of the large- R jet scale uncertainties affecting the p_T and mass, which are treated as 100% correlated. In addition to the systematic uncertainties discussed in Sec. VI, an additional NP is added for each bin in the discriminating variable in each region due to the statistical uncertainty of the MC samples.

A. Results: PP 2ℓ 0-1J

The observed number of events in the SRs and CRs and the expected number of events for the different background

TABLE IX. Observed number of events in data and *postfit* expected number of background events in the control and signal regions for the PP 2ℓ 0-1J channel, i.e., after the fit to the data H_T distributions under the background-only hypothesis. The uncertainty in the expected number of events is the full uncertainty from the fit, from which the uncertainty in the ratio of the observed and expected numbers of events is calculated.

	$t\bar{t}$ CR	Z + jets CR	0-large- R jet SR	1-large- R jet SR
Z + jets	1100 ± 100	622 ± 34	21.6 ± 2.6	43 ± 4
$t\bar{t}$	30200 ± 600	8.7 ± 3.0	3.1 ± 2.3	2.4 ± 2.0
Single top	630 ± 50	5.2 ± 0.6	0.40 ± 0.23	0.72 ± 0.20
$t\bar{t} + X$	197 ± 22	36 ± 6	0.60 ± 0.26	4.5 ± 1.2
Diboson	44 ± 6	37 ± 4	0.87 ± 0.24	3.1 ± 0.7
Total background	32100 ± 700	709 ± 33	26.5 ± 3.2	54 ± 4
Data	32216	699	35	51
Data/background	1.003 ± 0.020	0.99 ± 0.05	1.32 ± 0.16	0.95 ± 0.08

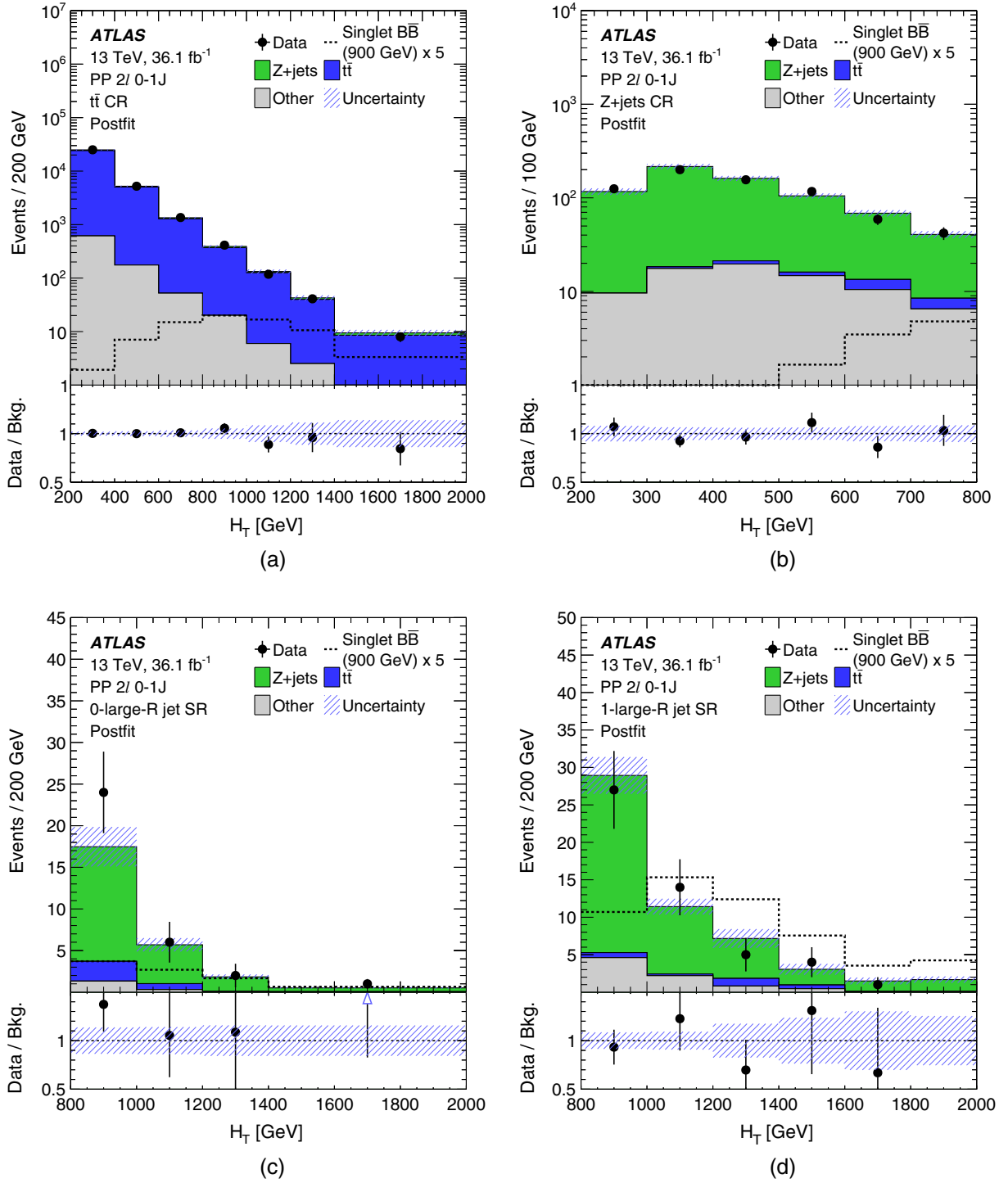


FIG. 3. Comparison of the distribution of the scalar sum of small- R jet transverse momenta, H_T , between data and the background prediction in (a) the $t\bar{t}$ control region, (b) the Z + jets control region, (c) the 0-large- R jet-signal region, and (d) the 1-large- R jet-signal region of the pair-production (PP) 2 ℓ 0-1J channel. The background prediction is shown *postfit*, i.e., after the fit to the data H_T distributions under the background-only hypothesis. The last bin contains the overflow. An upward pointing triangle in the ratio plot indicates that the value of the ratio is beyond scale. An example distribution for a $B\bar{B}$ signal in the singlet model with $m_{\text{VLQ}} = 900$ GeV is overlaid. For better visibility, it is multiplied by a factor of 5. The data are compatible with the background-only hypothesis.

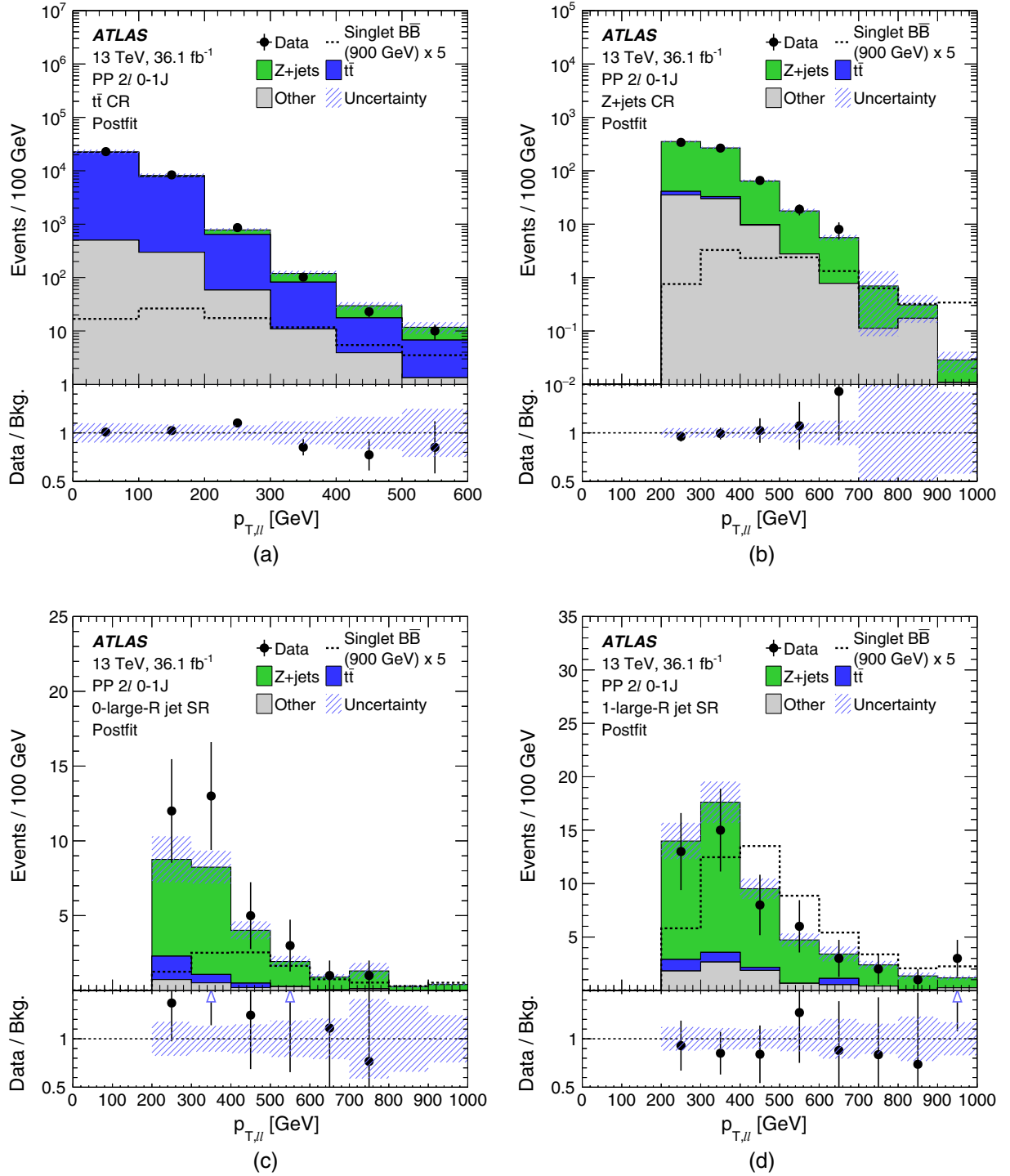


FIG. 4. Comparison of the distribution of the transverse momentum of the Z boson candidate, $p_{T,\ell\ell}$, between data and the background prediction in (a) the $t\bar{t}$ control region, (b) the Z + jets control region, (c) the 0-large-R jet-signal region, and (d) the 1-large-R jet-signal region of the pair-production (PP) 2 ℓ 0-1J channel. The background prediction is shown *postfit*, i.e., after the fit to the data H_T distributions under the background-only hypothesis. The last bin contains the overflow. An upward pointing triangle in the ratio plot indicates that the value of the ratio is beyond scale. An example distribution for a $B\bar{B}$ signal in the singlet model with $m_{\text{VLQ}} = 900$ GeV is overlaid. For better visibility, it is multiplied by a factor of 5. The data are compatible with the background-only hypothesis.

contributions are shown in Table VIII for the PP 2ℓ 0-1J channel. Also shown is the expected number of events for $B\bar{B}$ and $T\bar{T}$ production in the singlet model for $m_{\text{VLQ}} = 900$ GeV. The signal efficiencies for these benchmarks are 0.060% (0.013%) for $B\bar{B}$ ($T\bar{T}$) in the 0-large- R jet SR and 0.33% (0.16%) in the 1-large- R jet SR, and include the branching ratios of the VLQ as well as of its decay products, including the decay $Z \rightarrow \ell^+\ell^-$.

A fit of the background prediction to the H_T distributions in data was performed. The postfit yields are shown in Table IX. The uncertainty in the background prediction is significantly reduced in all regions compared to the prefit value (Table VIII). The overall $Z + \text{jets}$ ($t\bar{t}$) normalization is adjusted by a factor of 0.99 ± 0.05 (0.996 ± 0.021) in the $Z + \text{jets}$ ($t\bar{t}$) CR. The ratios of the postfit and prefit background yields are consistent with unity in all regions.

In Fig. 3, the H_T distribution is shown in the CRs and SRs for data and the background prediction after the fit. The VLQ pair-production signal would be expected to result in an excess of data over the background prediction at large values of H_T , as shown in Figs. 3(c) and 3(d). The modeling of the main backgrounds was validated by comparing the distributions of kinematic variables and object multiplicities between data and background prediction in each respective CR. As an example, the $p_{T,\ell\ell}$ distribution is shown in Fig. 4 in the two CRs and the two SRs. The background prediction is shown after the fit to the H_T distribution. Good agreement between data and the background prediction is observed in both kinematic variables in the CRs, validating the background prediction.

B. Results: PP $2\ell \geq 2J$

The observed and expected yields in the SR and the CRs and the expected number of events for the different background contributions are shown in Table X for the PP $2\ell \geq 2J$ channel. Also shown is the expected number of events for $B\bar{B}$ and $T\bar{T}$ production in the singlet model for $m_{\text{VLQ}} = 900$ GeV. The signal efficiency in the SR for these benchmarks is 0.28% for both $B\bar{B}$ and $T\bar{T}$ production, and includes the branching ratios of the VLQ as well as of its decay products, including the decay $Z \rightarrow \ell^+\ell^-$.

A fit of the background prediction to the m_{Zb} distributions in data was performed. The postfit yields are shown in Table XI. The uncertainty in the background prediction was significantly reduced in all regions compared to the prefit value (Table X). The overall $Z + \text{jets}$ ($t\bar{t}$) normalization was adjusted by a factor of 0.91 ± 0.15 (1.21 ± 0.15) in the $Z + \text{jets}$ ($t\bar{t}$) CR. The ratios of the postfit and prefit background yields are consistent with unity in all regions.

In Fig. 5, the m_{Zb} distribution is shown in the CRs and SR for data and the background prediction after the fit. The VLQ pair-production signal would be expected to result in an excess of data over the background prediction at large values of m_{Zb} , as shown in Fig. 5(c). The modeling of the main backgrounds was validated by comparing the

TABLE X. Observed number of events in data and *prefit* expected number of signal and background events in the control regions and the signal region for the PP $2\ell \geq 2J$ channel, i.e., before the fit to data. For the signal, the expected number of events for the $B\bar{B}$ and $T\bar{T}$ benchmark processes with $m_{\text{VLQ}} = 900$ GeV is shown for the singlet model. Statistical uncertainties from the limited size of MC samples and systematic uncertainties are added in quadrature. The uncertainty in the ratio of the observed and expected numbers of events contains the systematic uncertainties and the statistical uncertainty of the prediction from Poisson fluctuations.

	$t\bar{t}$ CR	$Z + \text{jets}$ CR	SR
Singlet $B\bar{B}$ (900 GeV)	3.00 ± 0.34	2.65 ± 0.28	9.2 ± 0.6
Singlet $T\bar{T}$ (900 GeV)	2.25 ± 0.17	3.9 ± 0.4	9.2 ± 0.6
$Z + \text{jets}$	11 ± 5	66 ± 22	8 ± 4
$t\bar{t}$	80 ± 70	18 ± 14	2.0 ± 3.4
Single top	1.5 ± 0.8	0.61 ± 0.34	0.010 ± 0.010
$t\bar{t} + X$	4.3 ± 0.9	14.4 ± 2.9	1.3 ± 0.4
Diboson	0.74 ± 0.20	4.1 ± 1.0	0.9 ± 0.4
Total background	100 ± 70	103 ± 26	12 ± 5
Data	112	100	9
Data/background	1.2 ± 0.8	0.98 ± 0.26	0.7 ± 0.4

distributions of kinematic variables and object multiplicities between data and background prediction in the respective CR. As an example, the H_T distribution is shown in Fig. 6 in the two CRs and in the SR. The background prediction is shown after the fit to the m_{Zb} distribution. Good agreement between data and the background prediction is apparent in kinematic variables in the CRs, validating the background prediction.

C. Results: PP $\geq 3\ell$

The observed number of events in the SR and the CRs and the expected number of events for the different background contributions are shown in Table XII for the PP $\geq 3\ell$ channel. Also shown is the expected number of events

TABLE XI. Observed number of events in data and *postfit* expected number of background events in the control regions and the signal region for the PP $2\ell \geq 2J$ channel, i.e., after the fit to the data m_{Zb} distributions under the background-only hypothesis. The uncertainty in the expected number of events is the full uncertainty from the fit, from which the uncertainty in the ratio of the observed and expected numbers of events is calculated.

	$t\bar{t}$ CR	$Z + \text{jets}$ CR	SR
$Z + \text{jets}$	9.0 ± 2.3	60 ± 10	6.5 ± 2.2
$t\bar{t}$	95 ± 12	20 ± 6	2.2 ± 1.5
Single top	1.5 ± 0.6	0.63 ± 0.28	0.016 ± 0.011
$t\bar{t} + X$	4.5 ± 0.8	14.7 ± 2.7	1.3 ± 0.4
Diboson	0.74 ± 0.20	4.2 ± 0.8	0.9 ± 0.4
Total background	111 ± 12	100 ± 10	10.9 ± 2.7
Data	112	100	9
Data/background	1.01 ± 0.11	1.00 ± 0.10	0.83 ± 0.21

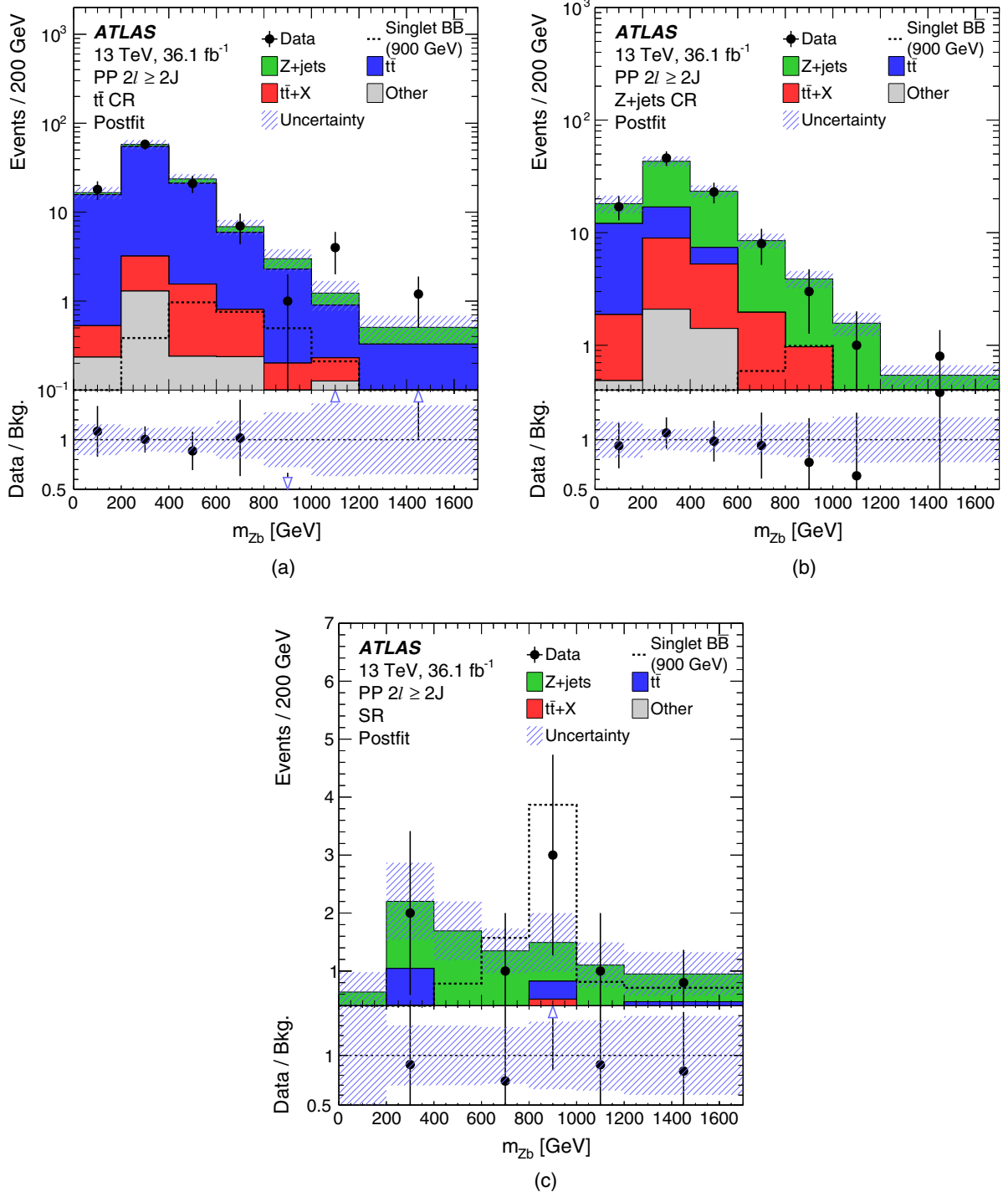


FIG. 5. Comparison of the distribution of the invariant mass of the Z boson candidate and the highest- p_T b -tagged jet, m_{Zb} , between data and the background prediction in (a) the $t\bar{t}$ control region, (b) the Z + jets control region, and (c) the signal region of the pair-production (PP) $2\ell \geq 2J$ channel. The background prediction is shown *postfit*, i.e., after the fit to the data m_{Zb} distributions under the background-only hypothesis. The last bin contains the overflow. An upward or downward pointing triangle in the ratio plot indicates that the value of the ratio is beyond scale. An example distribution for a BB signal in the singlet model with $m_{VLQ} = 900$ GeV is overlaid. The data are compatible with the background-only hypothesis.

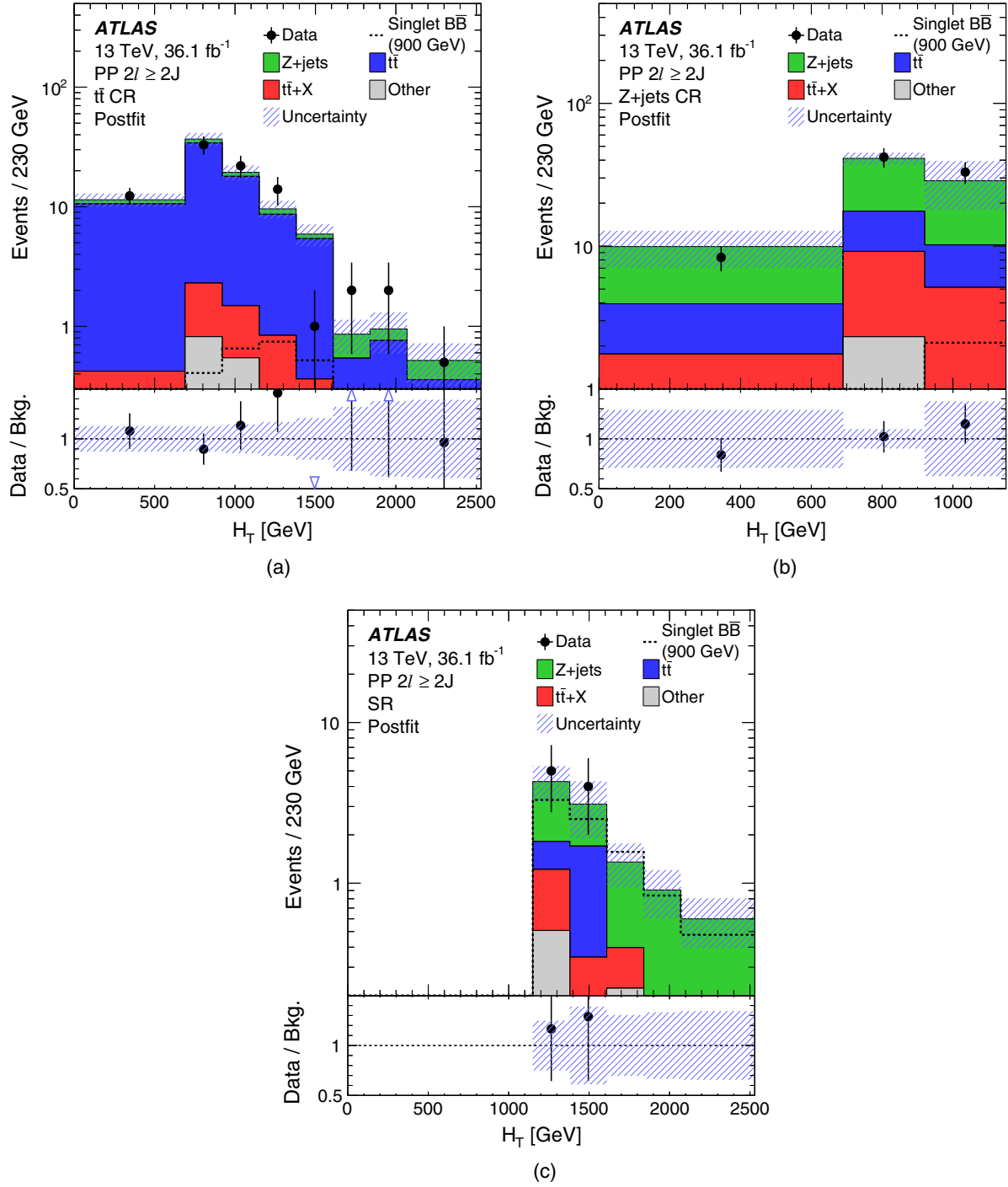


FIG. 6. Comparison of the distribution of the scalar sum of small- R jet transverse momenta, H_T , between data and the background prediction in (a) the $t\bar{t}$ control region, (b) the Z + jets control region, and (c) the signal region of the pair-production (PP) $2\ell \geq 2J$ channel. The background prediction is shown *postfit*, i.e., after the fit to the data m_{Zb} distributions under the background-only hypothesis. The last bin contains the overflow. An upward or downward pointing triangle in the ratio plot indicates that the value of the ratio is beyond scale. An example distribution for a $B\bar{B}$ signal in the singlet model with $m_{VLQ} = 900$ GeV is overlaid. The data are compatible with the background-only hypothesis.

TABLE XII. Observed number of events in data and *prefit* expected number of signal and background events in the control regions and the signal region for the $PP \geq 3\ell$ channel, i.e., before the fit to data. For the signal, the expected number of events for the $B\bar{B}$ and $T\bar{T}$ benchmark processes with $m_{VLQ} = 900$ GeV is shown for the singlet model. Statistical uncertainties from the limited size of MC samples and systematic uncertainties are added in quadrature. The uncertainty in the ratio of the observed and expected numbers of events contains the systematic uncertainties and the statistical uncertainty of the prediction from Poisson fluctuations.

	Diboson CR	$t\bar{t} + X$ CR	SR
Singlet $B\bar{B}$ (900 GeV)	1.57 ± 0.31	1.26 ± 0.15	10.1 ± 0.6
Singlet $T\bar{T}$ (900 GeV)	1.60 ± 0.30	1.64 ± 0.14	14.2 ± 0.7
$Z + \text{jets}$	50 ± 80	11 ± 5	1.8 ± 2.8
$t\bar{t}$	7 ± 29	14 ± 13	0.7 ± 1.5
Single top	7.2 ± 2.0	26 ± 7	4.2 ± 1.1
$t\bar{t} + X$	23 ± 4	111 ± 15	47 ± 6
Diboson	1130 ± 280	120 ± 60	30 ± 14
Triboson	5.5 ± 0.5	0.43 ± 0.08	0.19 ± 0.04
Total background	1220 ± 290	290 ± 60	84 ± 15
Data	1150	320	93
Data/background	0.94 ± 0.23	1.12 ± 0.24	1.11 ± 0.24

TABLE XIII. Observed number of events in data and *postfit* expected number of background events in the control regions and the signal region for the $PP \geq 3\ell$ channel, i.e., after the fit to the data S_T distributions under the background-only hypothesis. The uncertainty in the expected number of events is the full uncertainty from the fit, from which the uncertainty in the ratio of the observed and expected numbers of events is calculated.

	Diboson CR	$t\bar{t} + X$ CR	SR
$Z + \text{jets}$	60 ± 60	12 ± 5	2.1 ± 2.1
$t\bar{t}$	5 ± 11	18 ± 8	0.4 ± 1.2
Single top	6.9 ± 2.0	29 ± 6	4.3 ± 1.1
$t\bar{t} + X$	23 ± 4	117 ± 14	49 ± 6
Diboson	1060 ± 70	137 ± 29	34 ± 7
Triboson	5.4 ± 0.4	0.43 ± 0.07	0.19 ± 0.04
Total background	1160 ± 40	313 ± 21	90 ± 6
Data	1150	320	93
Data/background	1.00 ± 0.04	1.02 ± 0.07	1.03 ± 0.07

for $B\bar{B}$ and $T\bar{T}$ production in the singlet model for $m_{VLQ} = 900$ GeV. The signal efficiency in the SR for these benchmarks is 0.31% for $B\bar{B}$ and 0.44% for $T\bar{T}$ production, and includes the branching ratios of the VLQ as well as of its decay products, including the decay $Z \rightarrow \ell^+ \ell^-$.

A fit of the background prediction to the S_T distributions in data was performed and the postfit yields are shown in Table XIII. The uncertainty in the background prediction was significantly reduced in all regions compared to the prefit value (Table XII). The overall diboson ($t\bar{t} + X$) normalization is adjusted by a factor of 0.94 ± 0.06

(1.06 ± 0.12) in the diboson ($t\bar{t} + X$) CR. The ratios of the postfit and prefit background yields are consistent with unity in all regions.

In Fig. 7, the S_T distribution is shown in the CRs and SR for data and the background prediction after the fit. The VLQ pair-production signal would be expected to result in an excess of data over the background prediction at large values of S_T , as shown in Fig. 7(c). The modeling of the main backgrounds was validated by comparing the distributions of kinematic variables and object multiplicities between data and background prediction in the respective CR. As an example, the distribution of the p_T of the highest- p_T lepton, $\max p_T^\ell$, in the event is shown in Fig. 8 in the two CRs and in the SR. The background prediction is shown after the fit to the S_T distribution. Good agreement between data and the background prediction is observed in both kinematic variables in the CRs, validating the background prediction.

D. Results: SP 2ℓ

The observed number of events in the SR and the CRs and the expected number of events for the different background contributions are shown in Table XIV for the SP 2ℓ channel. Also shown is the expected number of events for single- T -quark production for $m_{VLQ} = 900$ GeV and $\kappa_T = 0.5$. The signal efficiency in the SR is 0.58% for $T \rightarrow Zt$ decays produced via a bWT coupling, and includes the branching ratios of the VLQ as well as of its decay products, including the decay $Z \rightarrow \ell^+ \ell^-$.

A fit of the background prediction to the m_{Zt} distributions in data was performed and the postfit yields are shown in Table XV. The uncertainty in the background prediction was significantly reduced in all regions compared to the prefit value (Table XIV). The overall $Z + \text{jets}$ normalization was adjusted by factors of 0.99 ± 0.04 and 0.93 ± 0.07 in the 0- b -tagged-jet CR and the ≥ 1 - b -tagged-jet CR, respectively. The ratios of the postfit and prefit background yields are consistent with unity in all regions. The ratio for $Z + \text{jets}$ production in the SR is 0.84 ± 0.10 , which is consistent with unity within 2σ at most.

In Fig. 9, the m_{Zt} distribution is shown in the CRs and SR for data and the background prediction after the fit. The VLQ single-production signal would be expected to result in an excess of data over the background prediction in the m_{Zt} distribution, as shown in Fig. 9(c). The modeling of the main background was validated by comparing the distributions of kinematic variables and object multiplicities between data and background prediction in the two CRs. As an example, the p_T distribution of the highest- p_T top-tagged large- R jet in the event is shown in Fig. 10 in the two CRs and the SR. The background prediction is shown after the fit to the m_{Zt} distribution. Contributions from VLQ single production would be expected at high values of the large- R jet p_T . Good agreement between data and the background

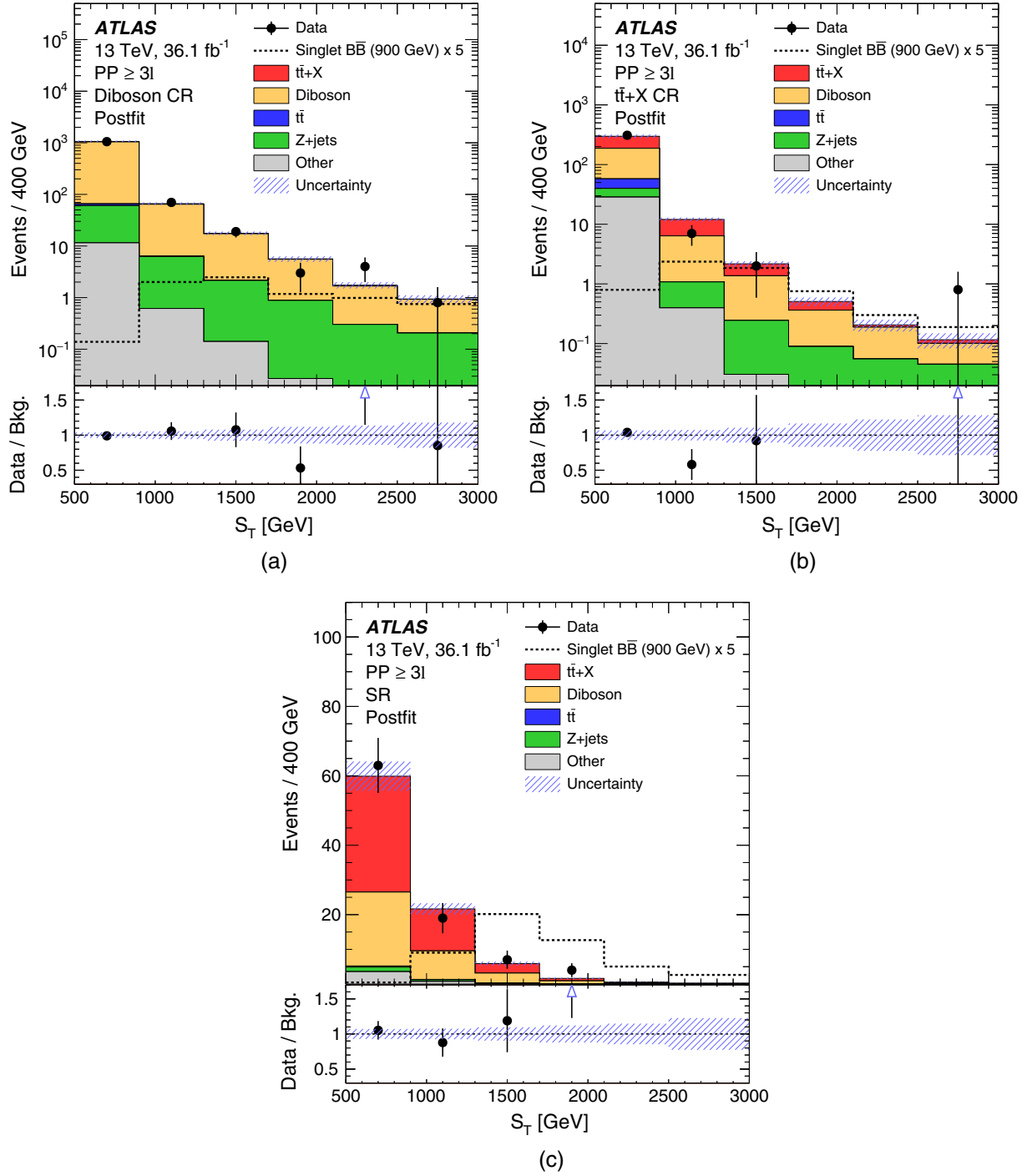


FIG. 7. Comparison of the distribution of the scalar sum of small- R jet and lepton transverse momenta, S_T , between data and the background prediction in (a) the diboson control region, (b) the $t\bar{t} + X$ control region, and (c) the signal region of the pair-production (PP) $\geq 3\ell$ channel. The background prediction is shown *postfit*, i.e., after the fit to the data S_T distributions under the background-only hypothesis. The last bin contains the overflow. An upward pointing triangle in the ratio plot indicates that the value of the ratio is beyond scale. An example distribution for a $B\bar{B}$ signal in the singlet model with $m_{VLQ} = 900$ GeV is overlaid. For better visibility, it is multiplied by a factor of 5. The data are compatible with the background-only hypothesis.

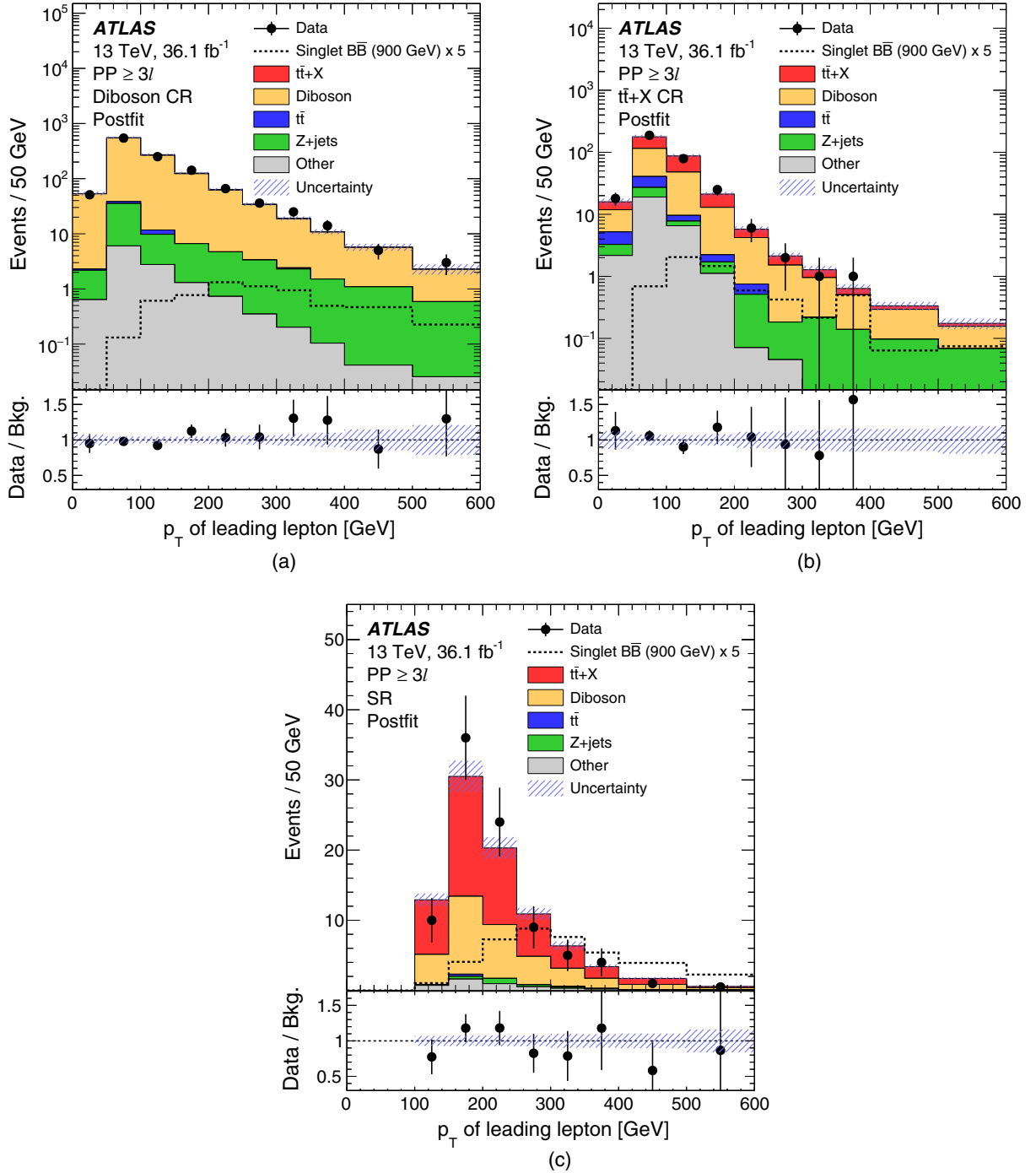


FIG. 8. Comparison of the distribution of the transverse momentum of the highest- p_T lepton (leading lepton), $\max p_T^\ell$, between data and the background prediction in (a) the diboson control region, (b) the $t\bar{t}+X$ control region, and (c) the signal region of the pair-production (PP) $\geq 3\ell$ channel. The background prediction is shown *postfit*, i.e., after the fit to the data S_T distributions under the background-only hypothesis. The last bin contains the overflow. An example distribution for a $B\bar{B}$ signal in the singlet model with $m_{VLQ} = 900$ GeV is overlaid. For better visibility, it is multiplied by a factor of 5. The data are compatible with the background-only hypothesis.

TABLE XIV. Observed number of events in data and *prefit* expected number of signal and background events in the control regions and the signal region for the SP 2ℓ channel, i.e., before the fit to data. For the signal, the expected number of events for the single- T -quark benchmark process with $m_{\text{VLQ}} = 900$ GeV and $\kappa_T = 0.5$ is shown. Statistical uncertainties from the limited size of MC samples and systematic uncertainties are added in quadrature. The uncertainty in the ratio of the observed and expected numbers of events contains the systematic uncertainties and the statistical uncertainty of the prediction from Poisson fluctuations.

	0- b -tagged-jet CR	≥ 1 - b -tagged-jet CR	SR
Single- T (900 GeV, $\kappa_T = 0.5$)	2.6 ± 0.4	13.7 ± 1.0	27.4 ± 3.4
$Z + \text{jets}$	2300 ± 800	520 ± 130	130 ± 50
$t\bar{t}$	0.8 ± 0.7	3.4 ± 1.7	0.9 ± 0.9
Single top	0.64 ± 0.18	1.78 ± 0.22	2.5 ± 0.4
$t\bar{t} + X$	1.22 ± 0.23	8.5 ± 1.2	7.3 ± 1.3
Diboson	100 ± 140	30 ± 50	9 ± 12
Triboson	0.039 ± 0.014	<0.001	0.005 ± 0.013
Total background	2400 ± 800	570 ± 120	150 ± 50
Data	2350	495	124
Data/background	0.96 ± 0.31	0.87 ± 0.19	0.81 ± 0.27

prediction is observed in both kinematic variables in the CRs, validating the background prediction.

E. Results: $\text{SP} \geq 3\ell$

The observed number of events in the SR and the CRs and the expected number of events for the different background contributions are shown in Table XVI for the $\text{SP} \geq 3\ell$ channel. Also shown is the expected number of events for single- T -quark production for $m_{\text{VLQ}} = 900$ GeV and $\kappa_T = 0.5$. Due to a low number of MC events for the single- T -quark signal in the $\text{SP} \geq 3\ell$ channel, in this channel the signal efficiency was interpolated as a function of m_{VLQ} with a third-order polynomial describing the efficiencies estimated from MC simulations within the uncertainties. The resulting signal efficiency in the SR is 0.16% for $T \rightarrow Zt$ decays produced via a bWT coupling, and includes the branching ratios of the VLQ as well as of its decay products, including the decay $Z \rightarrow \ell^+ \ell^-$.

A fit of the background prediction to the S_T distributions in data was performed. The postfit yields are shown in Table XVII. The uncertainty in the background prediction was significantly reduced in all regions compared to the prefit value (Table XVI). The overall diboson ($t\bar{t} + X$) normalization was adjusted by a factor of 0.95 ± 0.04 (1.12 ± 0.15) in the diboson ($t\bar{t} + X$) CR. The ratios of the postfit and prefit background yields are consistent with unity in all regions.

In Fig. 11, the S_T distribution is shown in the CRs and SR for data and the background prediction after the fit. For large values of m_{VLQ} , VLQ single-production signal would be expected to result in an excess of data over the background prediction at large values of S_T . An example for a lower value of m_{VLQ} is shown in Fig. 11(c). The modeling of the main backgrounds was validated by comparing the distributions of kinematic variables and object multiplicities between data and background prediction in the respective CR. As an example, the $p_{T,\ell\ell}$ distribution is

TABLE XV. Observed number of events in data and *postfit* expected number of background events in the control regions and the signal region for the SP 2ℓ channel, i.e., after the fit to the data m_{Zt} distributions under the background-only hypothesis. The uncertainty in the expected number of events is the full uncertainty from the fit, from which the uncertainty in the ratio of the observed and expected numbers of events is calculated.

	0- b -tagged-jet CR	≥ 1 - b -tagged-jet CR	SR
$Z + \text{jets}$	2300 ± 100	480 ± 40	113 ± 13
$t\bar{t}$	0.8 ± 0.7	3.8 ± 1.6	1.0 ± 0.9
Single top	0.63 ± 0.18	1.77 ± 0.22	2.33 ± 0.28
$t\bar{t} + X$	1.27 ± 0.23	8.3 ± 1.1	6.8 ± 1.0
Diboson	40 ± 100	12 ± 34	4 ± 8
Triboson	0.038 ± 0.014	<0.001	0.005 ± 0.013
Total background	2400 ± 100	509 ± 34	127 ± 15
Data	2350	495	124
Data/background	1.00 ± 0.04	0.97 ± 0.06	0.98 ± 0.11

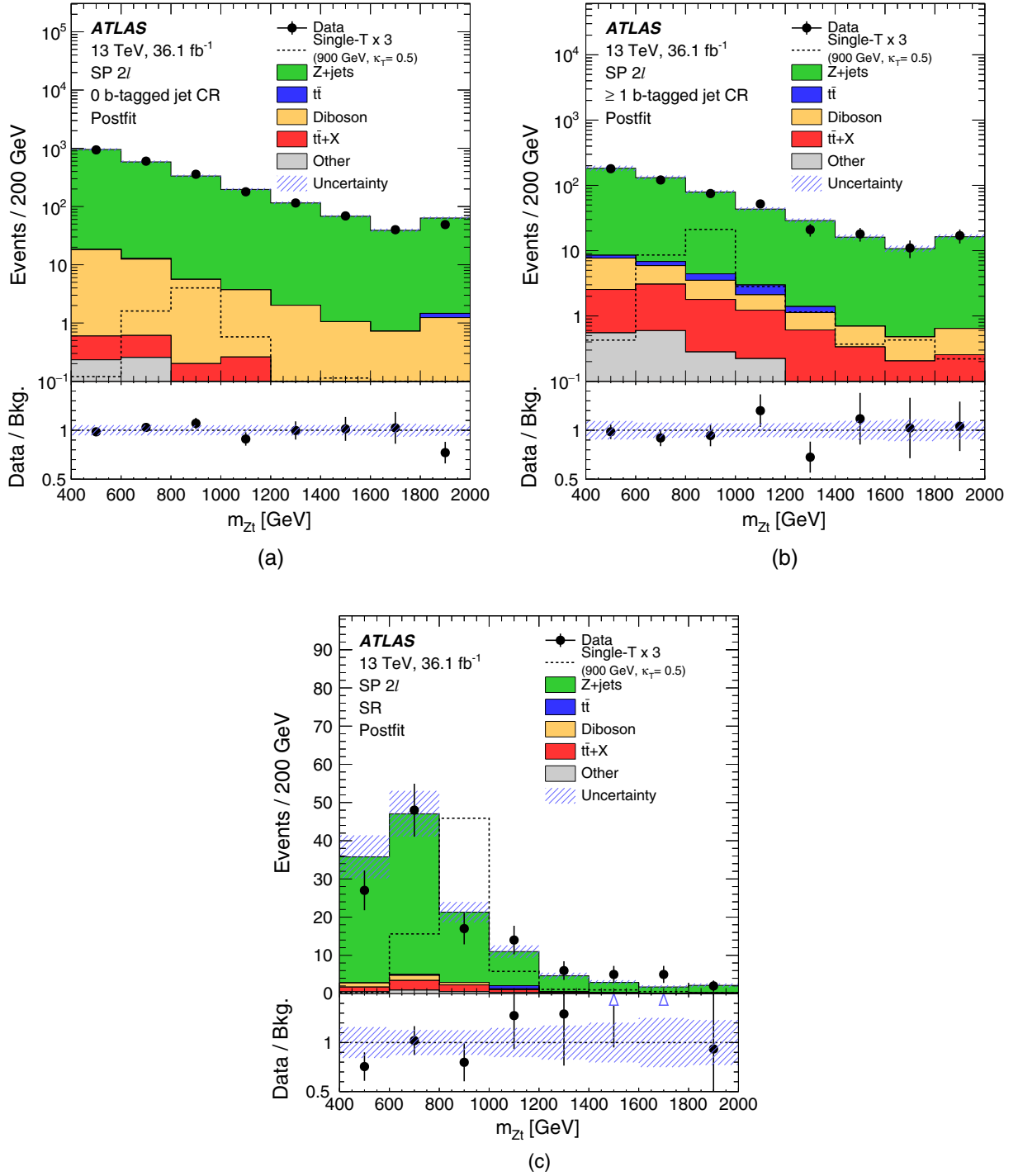


FIG. 9. Comparison of the distribution of the invariant mass of the Z boson candidate and the highest- p_T top-tagged large- R jet, m_{Zl} , between data and the background prediction in (a) the 0- b -tagged-jet control region, (b) the ≥ 1 - b -tagged-jet control region, and (c) the signal region of the single-production (SP) 2ℓ channel. The background prediction is shown *postfit*, i.e., after the fit to the data m_{Zl} distributions under the background-only hypothesis. The last bin contains the overflow. An upward pointing triangle in the ratio plot indicates that the value of the ratio is beyond scale. An example distribution for a single- T -quark signal with $m_{VLQ} = 900$ GeV and $\kappa_T = 0.5$ is overlaid. For better visibility, it is multiplied by a factor of 3. The data are compatible with the background-only hypothesis.

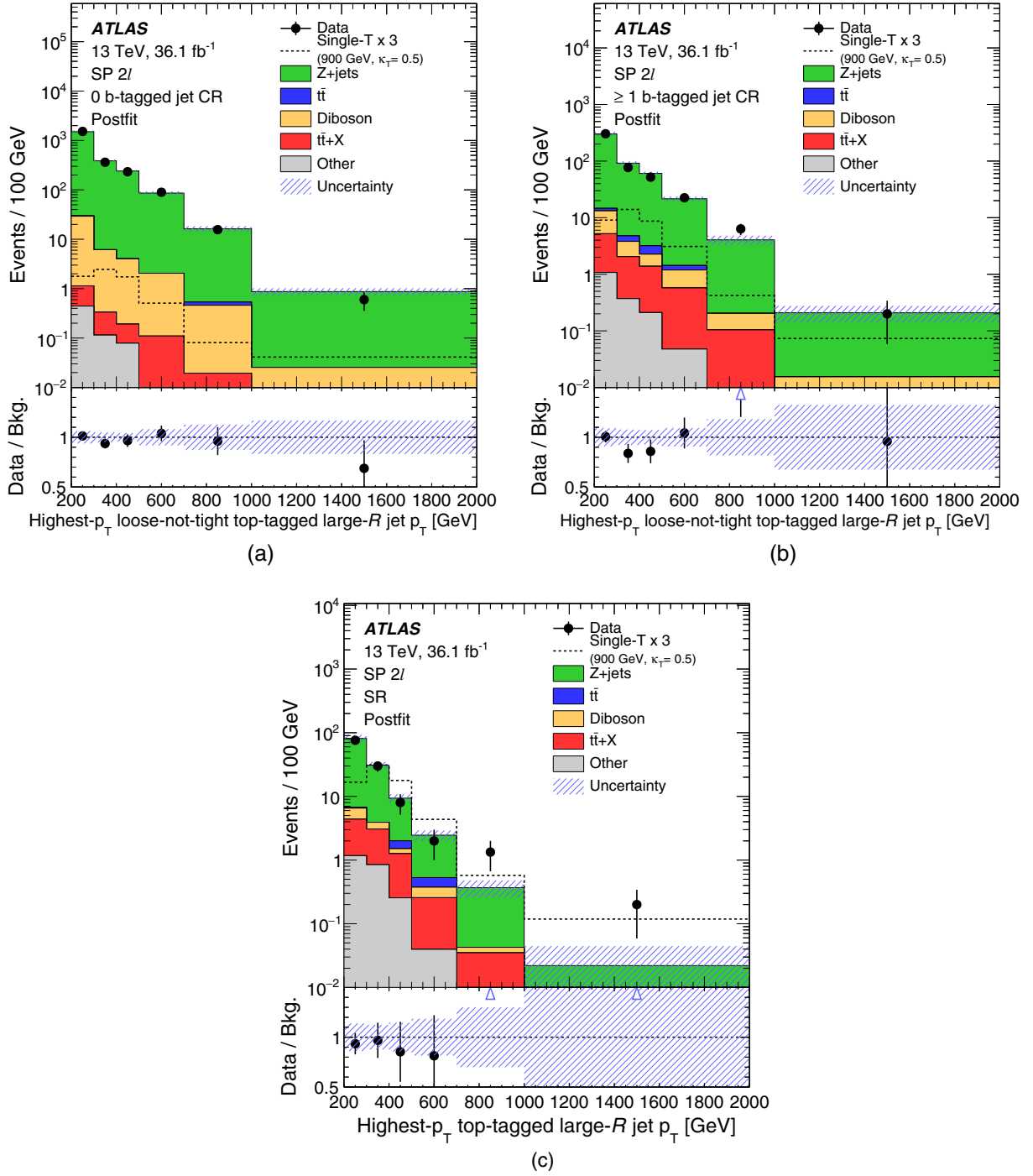


FIG. 10. Comparison of the distribution of the transverse momentum of the highest- p_T top-tagged large- R jet between data and the background prediction in (a) the 0- b -tagged-jet control region, (b) the ≥ 1 - b -tagged-jet control region, and (c) the signal region of the single-production (SP) 2ℓ channel. The background prediction is shown *postfit*, i.e., after the fit to the data $m_{Z\ell}$ distributions under the background-only hypothesis. The last bin contains the overflow. An upward pointing triangle in the ratio plot indicates that the value of the ratio is beyond scale. An example distribution for a single- T -quark signal with $m_{VLQ} = 900$ GeV and $\kappa_T = 0.5$ is overlaid. For better visibility, it is multiplied by a factor of 3. The data are compatible with the background-only hypothesis.

TABLE XVI. Observed number of events in data and *prefit* expected number of signal and background events in the control regions and the signal region for the $SP \geq 3\ell$ channel, i.e., before the fit to data. For the signal, the expected number of events for the single- T -quark benchmark process with $m_{VLQ} = 900$ GeV and $\kappa_T = 0.5$ is shown. Statistical uncertainties from the limited size of MC samples and systematic uncertainties are added in quadrature. The uncertainty in the ratio of the observed and expected numbers of events contains the systematic uncertainties and the statistical uncertainty of the prediction from Poisson fluctuations.

	Diboson CR	$t\bar{t} + X$ CR	SR
Single- T (900 GeV, $\kappa_T = 0.5$)	3.3 ± 0.5	1.78 ± 0.22	7.9 ± 0.6
$Z + \text{jets}$	52 ± 29	9 ± 6	0.16 ± 0.10
$t\bar{t}$	7.1 ± 1.6	12.0 ± 2.7	<0.001
Single top	6.9 ± 0.9	18.9 ± 0.9	0.64 ± 0.11
$t\bar{t} + X$	22 ± 4	98 ± 15	5.6 ± 0.9
Diboson	1120 ± 260	110 ± 50	3.1 ± 1.4
Triboson	5.9 ± 0.4	0.46 ± 0.06	0.026 ± 0.007
Total background	1210 ± 260	250 ± 50	9.5 ± 2.0
Data	1145	279	14
Data/background	0.94 ± 0.20	1.13 ± 0.24	1.5 ± 0.6

shown in Fig. 12 in the two CRs and in the SR. The background prediction is shown after the fit to the S_T distribution. Contributions from VLQ single production would be expected at high values of $p_{T,\ell\ell}$. Good agreement between data and the background prediction is observed in both kinematic variables in the CRs, validating the background prediction.

VIII. INTERPRETATION

No excess of data over the background-only hypothesis is observed and 95% C.L. limits are set on the cross section (σ) as a function of the model parameters in the case of the pair-production channels, and on the cross section times branching ratio to Zt [$\sigma \times \text{BR}(T \rightarrow Zt)$] in the single-production channels. For this purpose, the profile-likelihood ratio $q_\mu = -2 \ln(L(\mu, \hat{\theta})/L(\hat{\mu}, \hat{\theta}))$ was used as the test statistic, with $\hat{\mu}$ and $\hat{\theta}$ the values of the signal strength

TABLE XVII. Observed number of events in data and *postfit* expected number of background events in the control regions and the signal region for the $SP \geq 3\ell$ channel, i.e., after the fit to the data S_T distributions under the background-only hypothesis. The uncertainty in the expected number of events is the full uncertainty from the fit, from which the uncertainty in the ratio of the observed and expected numbers of events is calculated.

	Diboson CR	$t\bar{t} + X$ CR	SR
$Z + \text{jets}$	55 ± 27	11 ± 6	0.17 ± 0.11
$t\bar{t}$	7.3 ± 3.4	15 ± 6	<0.001
Single top	7.0 ± 3.3	20 ± 10	0.68 ± 0.34
$t\bar{t} + X$	22 ± 4	110 ± 14	6.2 ± 0.8
Diboson	1060 ± 50	116 ± 25	3.2 ± 0.7
Triboson	6.0 ± 2.5	0.50 ± 0.17	0.031 ± 0.014
Total background	1160 ± 40	280 ± 20	10.2 ± 1.1
Data	1145	279	14
Data/background	0.99 ± 0.04	1.01 ± 0.07	1.37 ± 0.14

and the set of NPs that maximize the likelihood under the constraint $0 < \hat{\mu} < \mu$, and $\hat{\theta}$ the set of NPs that maximizes the likelihood for a given value of μ . The test statistic q_μ was evaluated with RooFit [130,131] and upper limits were derived from the probability distribution of q_μ , evaluated with the asymptotic approximation [132]. The limits were calculated with the CL_s method [133,134], excluding values of σ at 95% C.L. for the pair-production channels and $\sigma \times \text{BR}(T \rightarrow Zt)$ for the single-production channels that resulted in a CL_s value <0.05 .

The three pair-production channels were combined in order to enhance the sensitivity to $T\bar{T}$ and $B\bar{B}$ production. A combined binned likelihood fit was performed including all CRs and SRs of the three channels. The systematic uncertainties related to the luminosity, the leptons, small- R jets, b -tagging, large- R jets, E_T^{miss} , and the average number of interactions per bunch crossing are correlated among all channels, as are the uncertainties in the cross sections for the background processes. Residual systematic uncertainties related to the MC modeling of the different background processes and misidentified leptons, were treated separately for each channel. This was done in order to avoid NPs constrained in the CRs of one channel inadvertently constraining kinematics in very different regions of other channels. It was verified that correlating these NPs in the combination of the channels has little impact on its sensitivity.

In Fig. 13, the expected and observed upper limits on the pair-production cross section are shown as a function of m_{VLQ} for T and B quarks with different assumptions for the BRs: for singlet BRs; doublet BRs; and the case of 100% BR, to Zt or Zb , respectively. Also shown are the expected upper limits on the cross section for the individual pair-production channels. The limits are compared with the predicted pair-production cross section, which results in lower limits on the mass of the T and B quarks in the

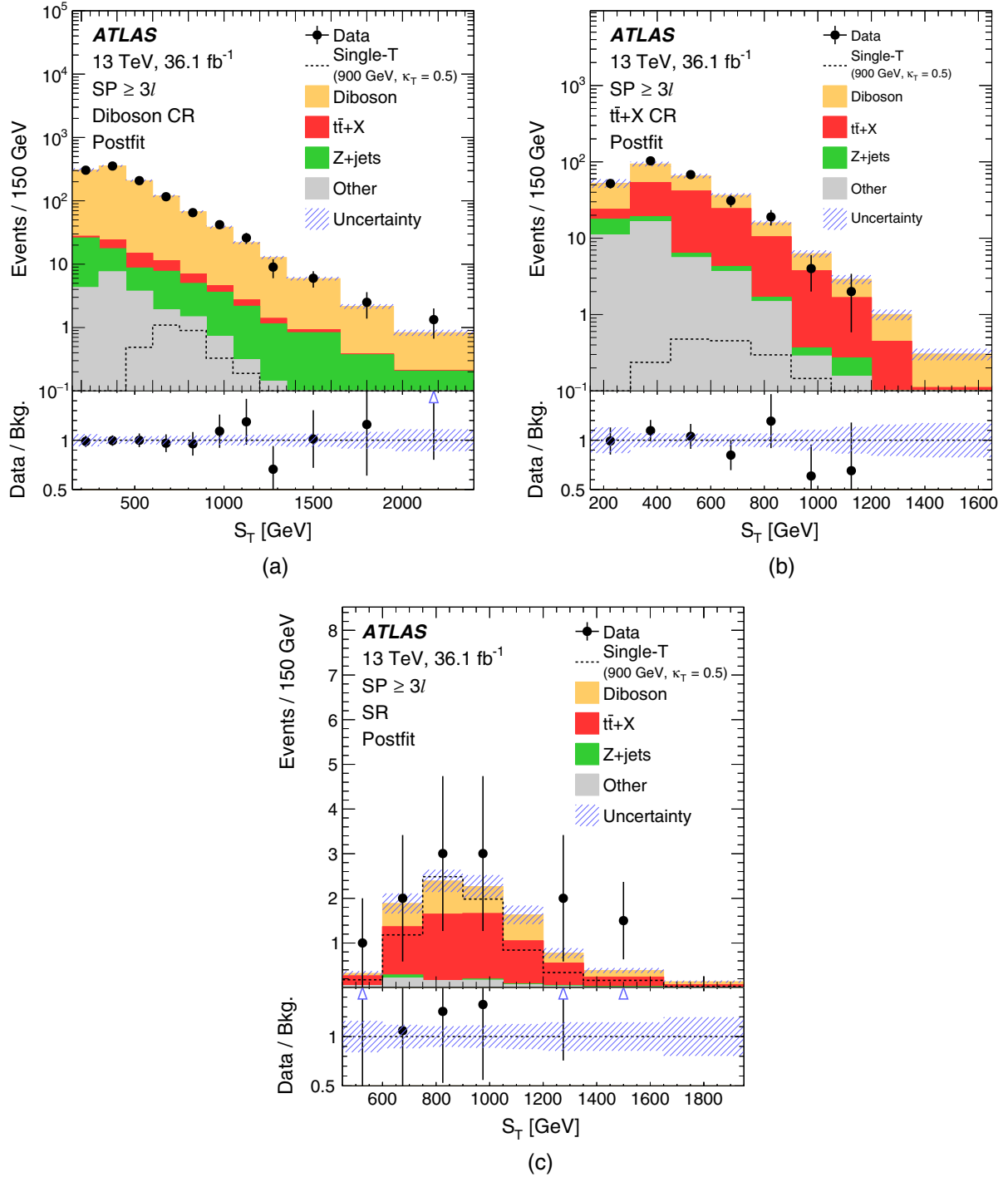


FIG. 11. Comparison of the distribution of the scalar sum of small- R jet and lepton transverse momenta, S_T , between data and the background prediction in (a) the diboson control region, (b) the $t\bar{t} + X$ control region, and (c) the signal region of the single-production (SP) $\geq 3\ell$ channel. The background prediction is shown *postfit*, i.e., after the fit to the data S_T distributions under the background-only hypothesis. The last bin contains the overflow. An upward pointing triangle in the ratio plot indicates that the value of the ratio is beyond scale. An example distribution for a single- T -quark signal with $m_{VLQ} = 900$ GeV and $\kappa_T = 0.5$ is overlaid. The data are compatible with the background-only hypothesis.

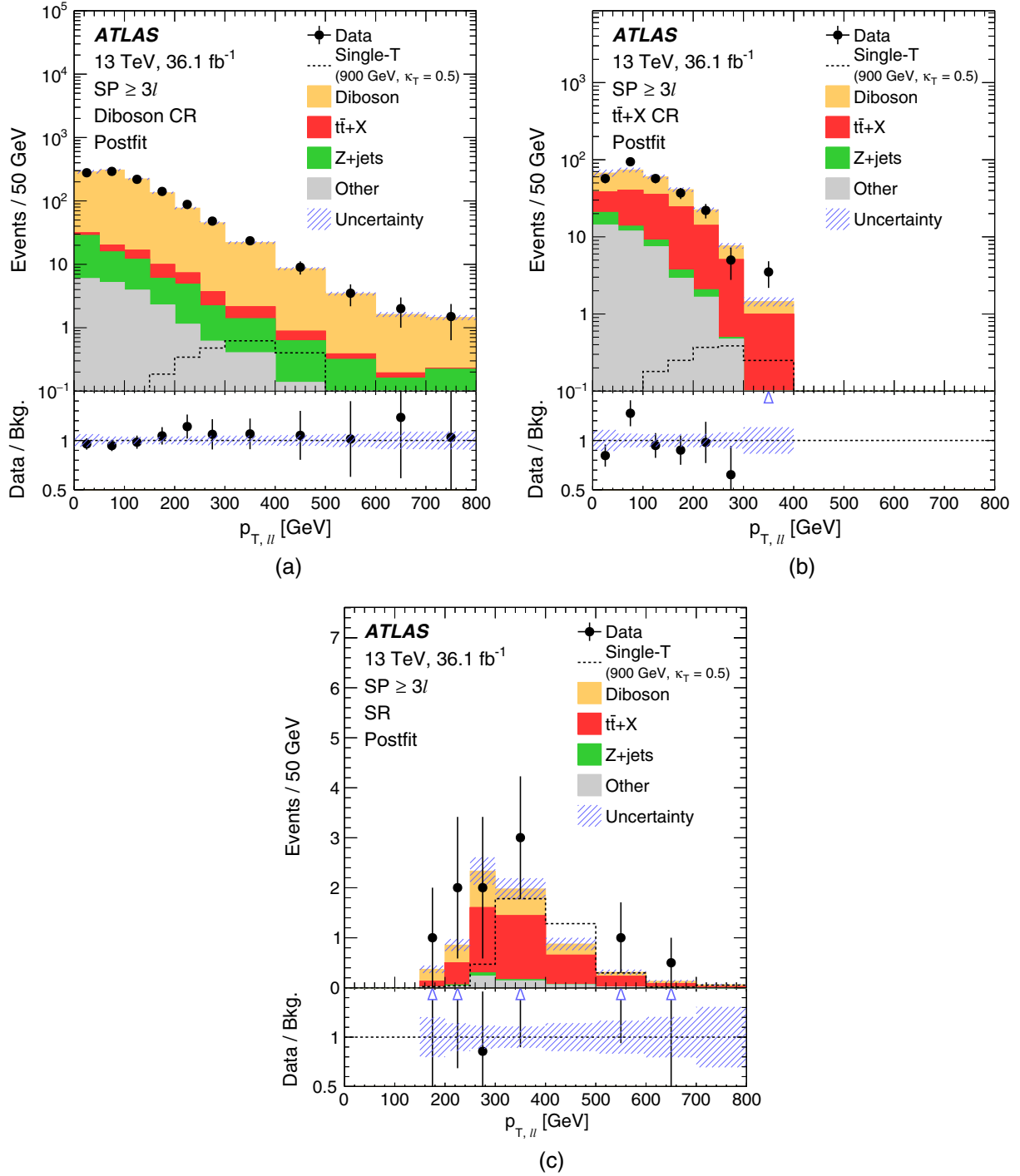


FIG. 12. Comparison of the transverse momentum of the Z boson candidate, $p_{T,\ell\ell}$, between data and the background prediction in (a) the diboson control region, (b) the $t\bar{t} + X$ control region, and (c) the signal region of the single-production (SP) $\geq 3\ell$ channel. The background prediction is shown *postfit*, i.e., after the fit to the data S_T distributions under the background-only hypothesis. The last bin contains the overflow. An upward pointing triangle in the ratio plot indicates that the value of the ratio is beyond scale. An example distribution for a single- T -quark signal with $m_{VLQ} = 900$ GeV and $\kappa_T = 0.5$ is overlaid. The data are compatible with the background-only hypothesis.

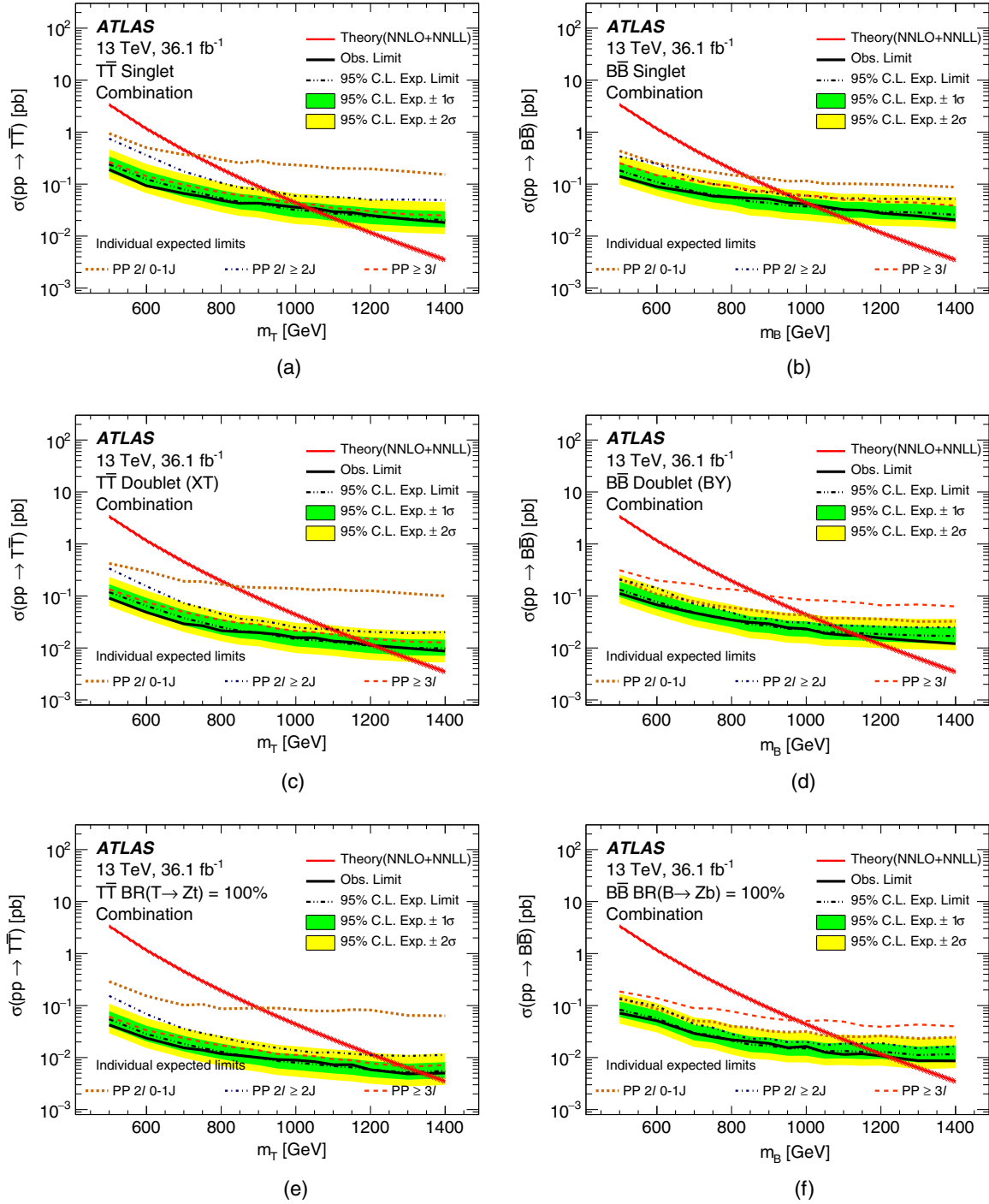


FIG. 13. Upper limits at 95% C.L. on the cross section of vectorlike quark pair production (PP) for (a) $T\bar{T}$ in the singlet model, (b) $B\bar{B}$ in the singlet model, (c) $T\bar{T}$ in the doublet model, (d) $B\bar{B}$ in the doublet model, (e) $T\bar{T}$ with a BR of 100% to Zt , and (f) $B\bar{B}$ with a BR of 100% to Zb . The expected limits are shown for the individual channels and for the combination of the channels, as are the observed limits for the combination. The expected cross section for pair production is also shown together with its uncertainty.

different benchmark scenarios. These are summarized in Table XVIII for the individual channels, as well as for their combination.

All three pair-production channels contribute differently to the sensitivity of the analysis in the different benchmark scenarios. The $PP \geq 3\ell$ channel is particularly important

for the sensitivity to $T\bar{T}$ production, where it has the best sensitivity in all three cases shown in Fig. 13. While the $PP 2\ell \geq 2J$ channel also contributes significantly to the sensitivity of the analysis, the $PP 2\ell 0-1J$ channel is less sensitive to $T\bar{T}$ production. At very low T -quark masses, the $PP 2\ell \geq 2J$ channel loses sensitivity compared with the

TABLE XVIII. Observed (expected) 95% C.L. mass limits for the singlet and doublet benchmark models, as well as for the case of 100% BR to $T \rightarrow Zt$ and $B \rightarrow Zb$ for the three pair-production channels and their combination.

Model	PP 2ℓ 0-1J	PP $2\ell \geq 2J$	PP $\geq 3\ell$	Combination
$T\bar{T}$ singlet	740 (720) GeV	950 (930) GeV	950 (1010) GeV	1030 (1060) GeV
$T\bar{T}$ doublet	850 (820) GeV	1100 (1100) GeV	1090 (1150) GeV	1210 (1210) GeV
100% $T \rightarrow Zt$	920 (900) GeV	1210 (1210) GeV	1260 (1290) GeV	1340 (1320) GeV
$B\bar{B}$ singlet	860 (840) GeV	930 (950) GeV	890 (940) GeV	1010 (1030) GeV
$B\bar{B}$ doublet	1040 (1000) GeV	1060 (1070) GeV	820 (880) GeV	1140 (1120) GeV
100% $B \rightarrow Zb$	1110 (1080) GeV	1120 (1130) GeV	930 (980) GeV	1220 (1180) GeV

PP $\geq 3\ell$ channel, because the decay products of the T quarks are less boosted and result in fewer large- R jets. For $B\bar{B}$ production, the sensitivity is driven by the PP 2ℓ 0-1J and PP $2\ell \geq 2J$ channels in the case of the doublet and 100% BR benchmarks, with less sensitivity from the PP $\geq 3\ell$ channel. In general, the PP 2ℓ 0-1J and PP $2\ell \geq 2J$ channels have a similar sensitivity to $B\bar{B}$ production, with the PP $2\ell \geq 2J$ becoming slightly more sensitive than the PP 2ℓ 0-1J channel at higher B -quark masses. In the case of the singlet BRs for $B\bar{B}$ production, the PP $\geq 3\ell$ channel

contributes more to the sensitivity than for the doublet and 100% BR cases. In the singlet case, the BR to Zb is only $\approx 25\%$ with $\approx 25\%$ of the B quarks decaying into Hb and $\approx 50\%$ decaying into Wt , while in the doublet and 100% BR cases, the decay into Wt is not allowed. Due to the significant probability of either the W boson or the top quark decaying into a final state with an electron or muon, the PP $\geq 3\ell$ channel is particularly sensitive to the final state $ZbWt$, which explains the high sensitivity of the PP $\geq 3\ell$ channel to $B\bar{B}$ production in the singlet case.

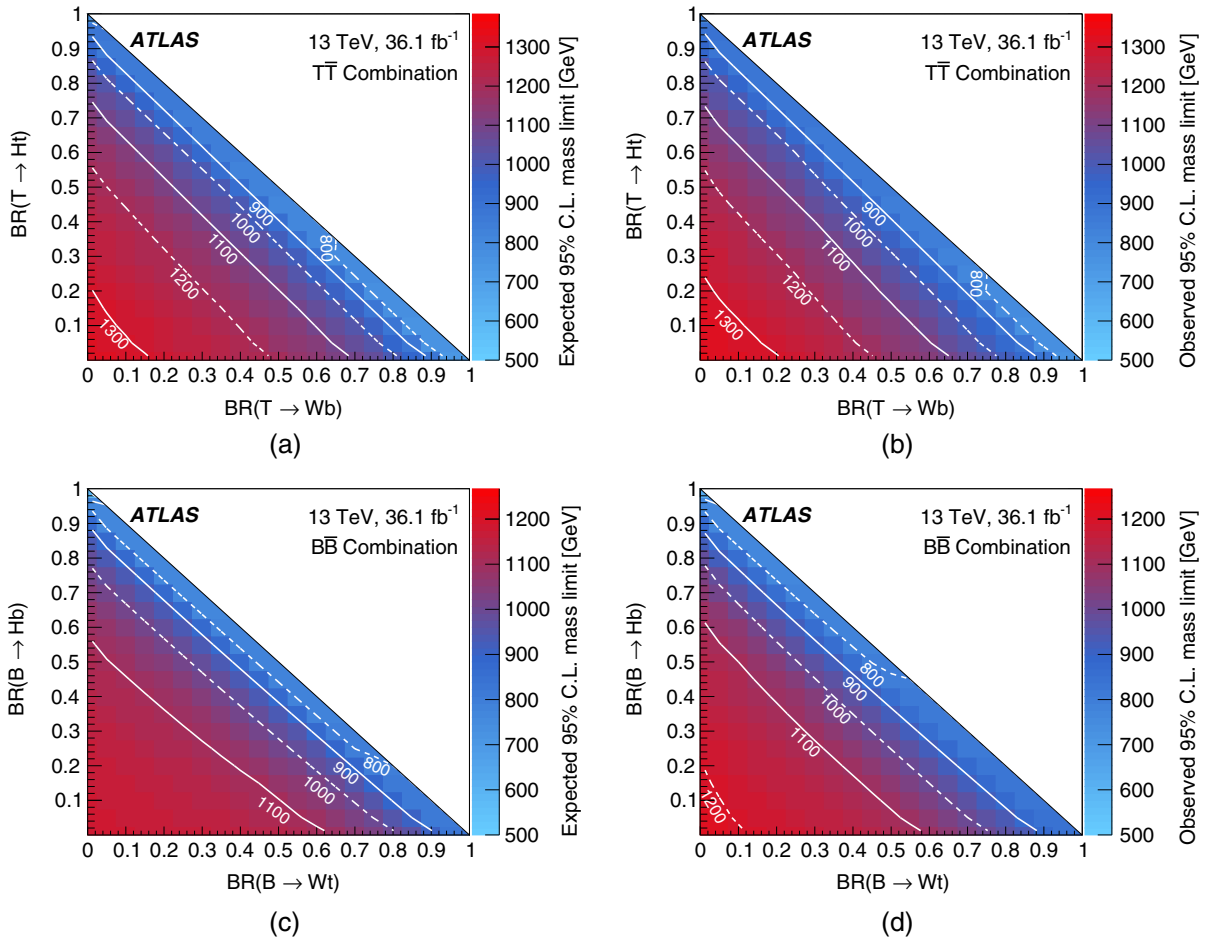


FIG. 14. Expected (a),(c) and observed (b),(d) 95% C.L. lower limits from the combination of the pair-production channels on the mass of vectorlike quarks for all combinations of BRs for (a),(b) $T \rightarrow Zt$, $T \rightarrow Ht$, $T \rightarrow Wb$, and (c),(d) $B \rightarrow Zb$, $B \rightarrow Hb$, $B \rightarrow Wt$, adding up to unity. The white lines are contours for fixed values of m_{VLQ} .

In Fig. 14, the expected and observed limits on the T -quark (B -quark) mass from the combination of the pair-production channels are shown as a function of the BRs to Ht (Hb) and Wb (Wt), where the BR into Zt (Zb) is calculated by requiring that the BRs to these three decay modes add up to unity. It can be seen that the analysis is particularly sensitive to high BRs to Zt or Zb (lower left corners), but it also has good sensitivity for many other combinations of the three BRs.

Systematic uncertainties play a smaller role in the sensitivity of the different channels than the statistical uncertainties. In order to quantify the impact of systematic uncertainties, the limits obtained with the nominal analysis, which includes systematic uncertainties, are compared to an analysis where only statistical uncertainties are included. Compared to the nominal analysis, the expected upper limits on the pair-production cross section improve by approximately 30%, 15% and 10% when systematic uncertainties are neglected in the PP 2ℓ 0-1J channel, in the PP $2\ell \geq 2J$ channel, and in the PP $\geq 3\ell$ channel, respectively, for $m_{\text{VLQ}} = 750$ GeV. For higher VLQ masses, the effect of systematic uncertainties decreases further and reaches values of 10%–15%, 6%–7%, and 5% in the three channels. In the PP 2ℓ 0-1J and PP $2\ell \geq 2J$ channels, the main contributions come from the modeling uncertainties of the $Z + \text{jets}$ and $t\bar{t}$ backgrounds and the large- R jet resolution uncertainties. The NPs associated with these uncertainties each change the total background expectation in the SR before the fit by up to 9% (for $t\bar{t}$ modeling in the SR with exactly one large- R jet) to 24% (for large- R jet p_T resolution in the SR with no large- R jet), depending on the uncertainty, the dilepton channel (PP 2ℓ 0-1J or PP $2\ell \geq 2J$), and the SR. In the PP $\geq 3\ell$ channel, the modeling of the diboson background, in particular the uncertainty in the background from dibosons produced in association with b -quarks, is responsible for the main contributions to the systematic uncertainties. The impact of this uncertainty is 13% on the total background expectation in the PP $\geq 3\ell$ channel SR before the fit.

As in the case of the pair-production channels, the SP 2ℓ and SP $\geq 3\ell$ channels were combined using the same correlation scheme for the NPs as for the pair-production channels described above. Possible interference effects with SM background processes were estimated to be small and were not taken into account in the interpretation. Only production via the coupling of the T quark to the W boson was considered. The signal efficiency in the SR of the SP 2ℓ channel is similar for production via the coupling of the T quark to the Z boson and it is about a factor of 2 higher for the SP $\geq 3\ell$ channel. The expected signal cross section for production via the Z boson is, however, roughly an order of magnitude smaller than for production via the W boson for the same coupling value [14], so that production via the Z boson was neglected in this analysis.

In Fig. 15, the expected and observed upper limits on the single- T -quark production cross section times BR to Zt are shown as a function of m_T . Also shown are the expected upper limits on the cross section times BR for the individual single-production channels. The observed limit deviates from the expected limit by about 2σ for high values of m_T , which is consistent with the upward fluctuations observed in the discriminating variables in both single-production channels [Figs. 9(c) and 11(c)]. The limits are compared with the predicted single-production cross section times BR for the benchmark coupling of $\kappa_T = 0.5$ (at which the MC samples were produced) which corresponds to a coupling of $c_W = \sqrt{c_{W,L}^2 + c_{W,R}^2} = 0.45$ [14]. The SP 2ℓ channel, which explicitly exploits the presence of high- p_T top quarks with top-tagging, is more sensitive than the SP $\geq 3\ell$ channel for all values of m_{VLQ} studied, but the SP $\geq 3\ell$ channel contributes significantly to the combination of the two channels.

Similarly to the pair-production analysis, systematic uncertainties play a smaller role in the sensitivity of the different single-production channels than the statistical uncertainties. In order to quantify the impact of systematic uncertainties, the limits obtained with the nominal analysis, which includes systematic uncertainties, are compared to an analysis where only statistical uncertainties are included. Compared to the nominal analysis, the expected upper limits on the single-production cross section times BR improve by approximately 30% in the SP 2ℓ channel and approximately 10% in the SP $\geq 3\ell$ channel for

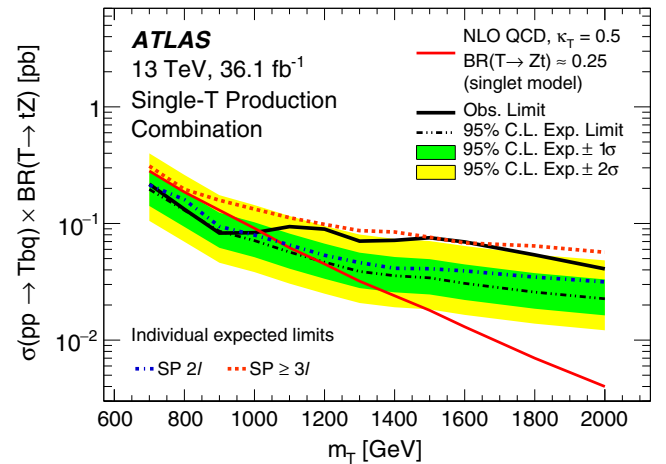


FIG. 15. Upper limits at 95% C.L. on the cross section times BR to Zt of single production (SP) of a T -quark. The expected limits are shown for the individual channels and for the combination of the channels, as are the observed limits for the combination. The expected cross section times BR to Zt for single- T -quark production is also shown for a coupling $\kappa_T = 0.5$, which corresponds to a coupling of $c_W = \sqrt{c_{W,L}^2 + c_{W,R}^2} = 0.45$ from Ref. [14]. The BR assumed here corresponds to the singlet benchmark model, i.e., $\approx 25\%$.

$m_{\text{VLQ}} = 900$ GeV when systematic uncertainties are neglected. At higher masses, the impact on the expected upper limits decreases to 5%–10% in both channels. The main contributions in the SP 2ℓ channel originate from the uncertainties in the forward-jet modeling, the modeling of the Z + jets background and in the large- R jet mass resolution. The NPs associated with these uncertainties each change the total background expectation in the dilepton SR before the fit by up to 5%–25%. In the SP $\geq 3\ell$ channel, the main contributions to the systematic uncertainty arise from the $t\bar{t} + V$ theoretical cross section, misidentified leptons, and the modeling of the background from dibosons produced in association with b -quarks. The impact of these uncertainties is 1%–12% on the total background expectation before the fit in the SP $\geq 3\ell$ channel SR.

The cross section for single- T -quark production does not only depend on the VLQ mass, but also on its coupling to SM quarks, in particular the coupling to Wb , which enters the lowest-order t -channel diagram for this process. A change in the coupling, however, also results in a change in the width of the T -quark mass distribution. The effect of the changing resonance width with the coupling is taken into account by reweighting the discriminating variable in the nominal samples with $\kappa_T = 0.5$ to different couplings, based on large MC samples that are generated without a detector simulation. The reweighting procedure was validated using samples that were generated with $\kappa_T = 0.1$ and 1.0 at $m_T = 900$ GeV including the detector simulation. Comparing distributions from these validation samples with distributions that were reweighted from the nominal samples with $\kappa_T = 0.5$ to values of 0.1 and 1.0, a small nonclosure uncertainty of 3% was assigned to the single- T -quark normalization and this has negligible impact on the sensitivity of the analysis.

Expected and observed limits on the coupling as a function of m_T are shown in Fig. 16(a), assuming the singlet model with $c_W = \sqrt{2} \frac{m_W}{m_Z} c_Z$, which results in the singlet BR to Zt of $\approx 25\%$ over the mass range studied in this analysis. For low values of m_T , couplings larger than 0.3–0.4 are excluded. For larger masses, the lower limits on the coupling increases because the single-production cross section decreases for a given coupling value with increasing m_T . The coupling c_W can also be expressed in terms of a mixing angle with the top quark in the singlet model, $|\sin \theta_L|$, as defined in Ref. [12] by $c_W = \sqrt{2} |\sin \theta_L|$ and $c_Z = \frac{m_Z}{m_W} |\sin \theta_L \cos \theta_L|$. Since the mixing angle enters not only in the production cross section but also in the calculation of the BRs, the expected and observed limits shown in Fig. 16(b) show a lower and an upper branch. For a given mass, only values of $|\sin \theta_L|$ between these two branches are excluded. For values of m_T larger than ≈ 1200 GeV, no value of the mixing angle can be excluded.

The limits presented in Fig. 16(a) are only valid for BRs as predicted for the singlet model. In order to lift this assumption, the results of the search for single- T -quark production are interpreted in terms of couplings to the W , Z and Higgs boson, c_W , c_Z and c_H , with the assumption that the BRs to Zt and Ht are equal in the large- m_T limit, as it is the case in many multiplets [12]. This assumption defines the value of c_H for given values of c_W and c_Z . In Fig. 17, expected and observed limits on the T -quark mass are shown as a function of c_W and c_Z . Again, no distinction between left- and right-handed couplings is made because the analysis is not sensitive to differences in the chirality of the couplings. Therefore, c_W and c_Z are defined as the sum in quadrature of left- and right-handed couplings. It can be seen that for large values of c_W and c_Z , T -quark masses smaller than 1600 GeV can be excluded, while for very

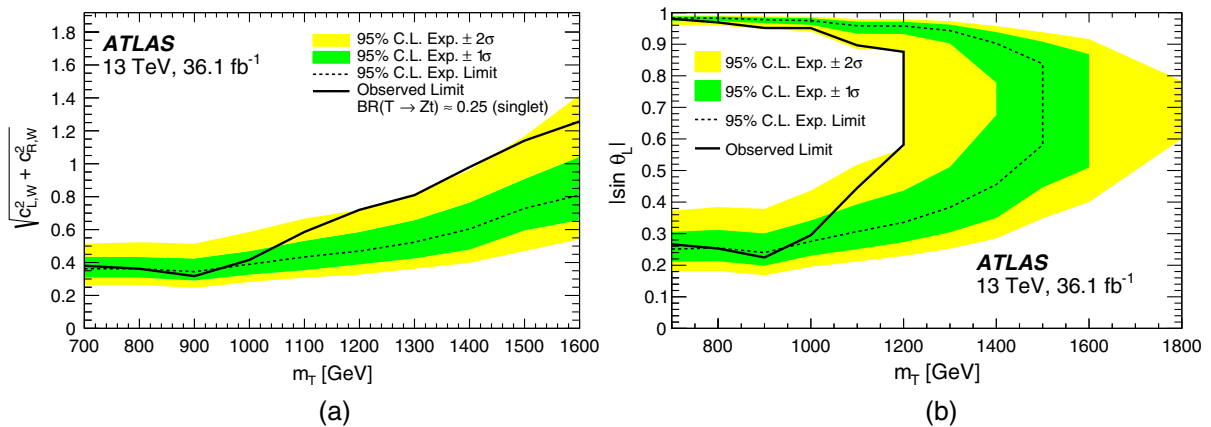


FIG. 16. Expected and observed 95% C.L. limits from the combination of the single-production channels (a) on the coupling of the T quark to SM particles, $c_W = \sqrt{c_{W,L}^2 + c_{W,R}^2}$, from Ref. [14] assuming the singlet-model BR of $\approx 25\%$, and (b) on the mixing angle in the singlet model between the T quark and the top quark, $|\sin \theta_L|$, from Ref. [12], as a function of the mass of the T quark, m_T . Values of c_W larger than the observed limit are excluded, and values of $|\sin \theta_L|$ enclosed by the observed limit are excluded, i.e., for m_T larger than ≈ 1200 GeV, no value of $|\sin \theta_L|$ is excluded.

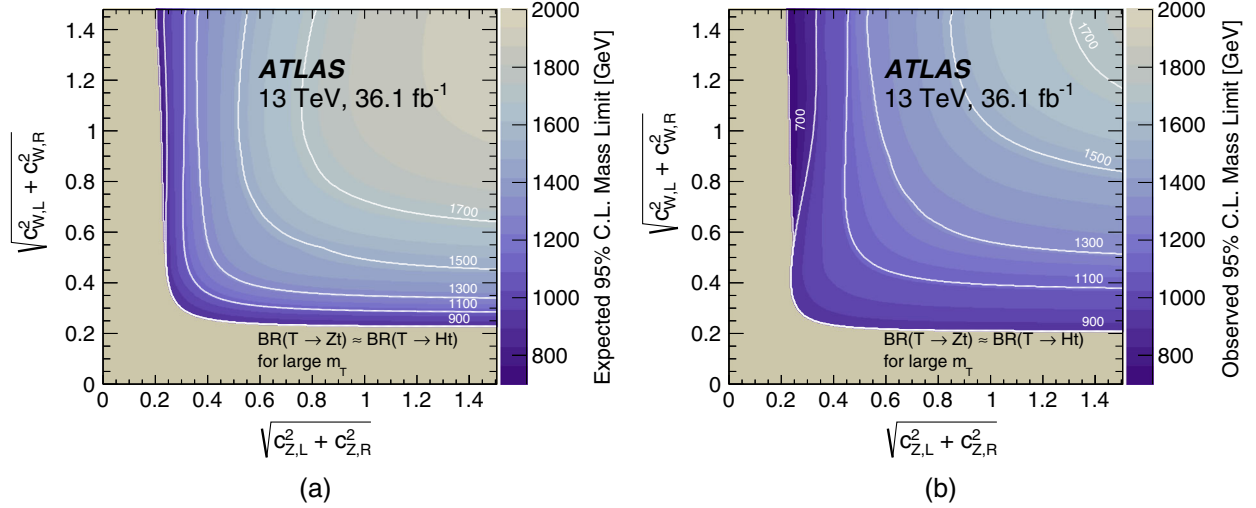


FIG. 17. Expected (a) and observed (b) lower limit from the combination of the single-production channels on the mass of the T quark as a function of the couplings of the T quark to the W boson, $\sqrt{c_{W,L}^2 + c_{W,R}^2}$, and to the Z boson, $\sqrt{c_{Z,L}^2 + c_{Z,R}^2}$ with the assumption of equal BRs for $T \rightarrow Zt$ and $T \rightarrow Ht$ in the limit of large T -quark masses. The gray area corresponds to a region that is not excluded for any mass value tested because of the limited sensitivity of the analysis for very small T -quark masses. The white lines are contours for fixed values of m_{VLQ} .

small values of the couplings no limits can be set, as indicated by the gray area.

IX. CONCLUSIONS

A search for vectorlike quarks is presented, which uses 36.1 fb^{-1} of pp collision data taken with the ATLAS detector at the Large Hadron Collider at $\sqrt{s} = 13 \text{ TeV}$. Five channels are used for sensitivity to the production of vectorlike quarks with at least one vectorlike quark decaying into a Z boson and a third-generation Standard Model quark.

Three channels are optimized for sensitivity to the pair production of vectorlike quarks. Two dilepton channels make use of large- R jets to discriminate the signal from the Standard Model background, and a trilepton channel uses the presence of an additional charged lepton to define a signal-enriched region. The modeling of the main background processes was validated in background-dominated regions and no excess over the background-only expectation was found in the search regions. The three channels were combined and upper limits on the cross section for the pair production of vectorlike quarks were set at 95% C.L. as a function of the mass of the vectorlike quark. These limits were interpreted as lower limits on the masses of vectorlike quarks, yielding $m_T > 1030 \text{ GeV}$ ($m_T > 1210 \text{ GeV}$) and $m_B > 1010 \text{ GeV}$ ($m_B > 1140 \text{ GeV}$) in the singlet (doublet) model, significantly exceeding the existing limits from Run 1. In the case of 100% branching ratio for $T \rightarrow Zt$ ($B \rightarrow Zb$), lower limits of $m_T > 1340 \text{ GeV}$ ($m_B > 1220 \text{ GeV}$) were set.

Two channels were optimized for sensitivity to the single production of vectorlike quarks. A dilepton channel makes use of large- R jets and top-tagging to separate the signal from the background, and a trilepton channel uses the presence of an additional charged lepton to suppress the background. The modeling of the main background processes was validated in background-dominated regions and no excess over the background-only expectation was found in the search regions. The two channels were combined and 95% C.L. upper limits were set on the coupling of vectorlike quarks to Standard Model quarks as a function of the mass of the vectorlike quark. The corresponding limits on the production cross section times branching fraction into Zt are in the range $0.16\text{--}0.18 \text{ pb}$ at $m_T = 700 \text{ GeV}$ and decrease to $0.03\text{--}0.05 \text{ pb}$ at $m_T = 2000 \text{ GeV}$, depending on the value of the coupling in the range $\kappa_T = 0.1\text{--}1.6$.

The results presented in this paper significantly tighten the existing bounds on the pair production of vectorlike T and B quarks that decay with a large branching ratio into a Z boson and a third-generation quark and they present competitive bounds on the single production of vectorlike T quarks that decay into a Z boson and a top quark. The results on the pair-production search were combined [135] with other searches by the ATLAS Collaboration [27–29,31,33,34], in order to improve the overall sensitivity to vectorlike T and B quarks.

ACKNOWLEDGMENTS

We thank CERN for the very successful operation of the LHC, as well as the support staff from our institutions without whom ATLAS could not be operated efficiently.

We acknowledge the support of ANPCyT, Argentina; YerPhI, Armenia; ARC, Australia; BMWFW and FWF, Austria; ANAS, Azerbaijan; SSTC, Belarus; CNPq and FAPESP, Brazil; NSERC, NRC and CFI, Canada; CERN; CONICYT, Chile; CAS, MOST and NSFC, China; COLCIENCIAS, Colombia; MSMT CR, MPO CR and VSC CR, Czech Republic; DNRF and DNSRC, Denmark; IN2P3-CNRS, CEA-DRF/IRFU, France; SRNSFG, Georgia; BMBF, HGF, and MPG, Germany; GSRT, Greece; RGC, Hong Kong SAR, China; ISF and Benoziyo Center, Israel; INFN, Italy; MEXT and JSPS, Japan; CNRST, Morocco; NWO, Netherlands; RCN, Norway; MNiSW and NCN, Poland; FCT, Portugal; MNE/IFA, Romania; MES of Russia and NRC KI, Russian Federation; JINR; MESTD, Serbia; MSSR, Slovakia; ARRS and MIZŠ, Slovenia; DST/NRF, South Africa; MINECO, Spain; SRC and Wallenberg Foundation, Sweden; SERI, SNSF and Cantons of Bern and Geneva, Switzerland; MOST, Taiwan; TAEK, Turkey; STFC, United Kingdom; DOE and NSF, United States of

America. In addition, individual groups and members have received support from BCKDF, CANARIE, CRC and Compute Canada, Canada; COST, ERC, ERDF, Horizon 2020, and Marie Skłodowska-Curie Actions, European Union; Investissements d’Avenir Labex and Idex, ANR, France; DFG and AvH Foundation, Germany; Herakleitos, Thales and Aristeia programmes co-financed by EU-ESF and the Greek NSRF, Greece; BSF-NSF and GIF, Israel; CERCA Programme Generalitat de Catalunya, Spain; The Royal Society and Leverhulme Trust, United Kingdom. The crucial computing support from all WLCG partners is acknowledged gratefully, in particular from CERN, the ATLAS Tier-1 facilities at TRIUMF (Canada), NDGF (Denmark, Norway, Sweden), CC-IN2P3 (France), KIT/GridKA (Germany), INFN-CNAF (Italy), NL-T1 (Netherlands), PIC (Spain), ASGC (Taiwan), RAL (UK) and BNL (USA), the Tier-2 facilities worldwide and large non-WLCG resource providers. Major contributors of computing resources are listed in Ref. [136].

-
- [1] L. Susskind, Dynamics of spontaneous symmetry breaking in the Weinberg-Salam theory, *Phys. Rev. D* **20**, 2619 (1979).
 - [2] C. T. Hill and E. H. Simmons, Strong dynamics and electroweak symmetry breaking, *Phys. Rep.* **381**, 235 (2003).
 - [3] N. Arkani-Hamed, A. Cohen, E. Katz, and A. Nelson, The Littlest Higgs, *J. High Energy Phys.* **07** (2002) 034.
 - [4] M. Schmaltz and D. Tucker-Smith, Little Higgs theories, *Annu. Rev. Nucl. Part. Sci.* **55**, 229 (2005).
 - [5] D. B. Kaplan, H. Georgi, and S. Dimopoulos, Composite Higgs scalars, *Phys. Lett.* **136B**, 187 (1984).
 - [6] K. Agashe, R. Contino, and A. Pomarol, The minimal composite Higgs model, *Nucl. Phys.* **B719**, 165 (2005).
 - [7] F. del Aguila, M. Pérez-Victoria, and J. Santiago, Effective description of quark mixing, *Phys. Lett. B* **492**, 98 (2000).
 - [8] F. del Aguila, M. Pérez-Victoria, and J. Santiago, Observable contributions of new exotic quarks to quark mixing, *J. High Energy Phys.* **09** (2000) 011.
 - [9] F. del Aguila and M. J. Bowick, The possibility of new fermions with $\Delta I = 0$ mass, *Nucl. Phys.* **B224**, 107 (1983).
 - [10] A. Atre, M. Carena, T. Han, and J. Santiago, Heavy quarks above the top at the Tevatron, *Phys. Rev. D* **79**, 054018 (2009).
 - [11] A. Atre, G. Azuelos, M. Carena, T. Han, E. Ozcan, J. Santiago, and G. Unel, Model-independent searches for new quarks at the LHC, *J. High Energy Phys.* **08** (2011) 080.
 - [12] J. A. Aguilar-Saavedra, R. Benbrik, S. Heinemeyer, and M. Pérez-Victoria, Handbook of vectorlike quarks: Mixing and single production, *Phys. Rev. D* **88**, 094010 (2013).
 - [13] M. Buchkremer, G. Cacciapaglia, A. Deandrea, and L. Panizzi, Model-independent framework for searches of top partners, *Nucl. Phys.* **B876**, 376 (2013).
 - [14] O. Matsedonskyi, G. Panico, and A. Wulzer, On the interpretation of Top Partners searches, *J. High Energy Phys.* **12** (2014) 097.
 - [15] R. Contino and G. Servant, Discovering the top partners at the LHC using same-sign dilepton final states, *J. High Energy Phys.* **06** (2008) 026.
 - [16] J. Aguilar-Saavedra, Identifying top partners at LHC, *J. High Energy Phys.* **11** (2009) 030.
 - [17] A. De Simone, O. Matsedonskyi, R. Rattazzi, and A. Wulzer, A first top partner hunter’s guide, *J. High Energy Phys.* **04** (2013) 004.
 - [18] M. Backovic, T. Flacke, J. H. Kim, and S. J. Lee, Search strategies for TeV scale fermionic top partners with charge 2/3, *J. High Energy Phys.* **04** (2016) 014.
 - [19] F. del Aguila, L. Ametller, G. L. Kane, and J. Vidal, Vector like fermion and standard Higgs production at hadron colliders, *Nucl. Phys.* **B334**, 1 (1990).
 - [20] M. Chala, Direct bounds on heavy toptlike quarks with standard and exotic decays, *Phys. Rev. D* **96**, 015028 (2017).
 - [21] ATLAS Collaboration, Search for production of vectorlike quark pairs and of four top quarks in the lepton-plus-jets final state in pp collisions at $\sqrt{s} = 8$ TeV with the ATLAS detector, *J. High Energy Phys.* **08** (2015) 105.
 - [22] ATLAS Collaboration, Analysis of events with b -jets and a pair of leptons of the same charge in pp collisions at $\sqrt{s} = 8$ TeV with the ATLAS detector, *J. High Energy Phys.* **10** (2015) 150.

- [23] ATLAS Collaboration, Search for pair and single production of new heavy quarks that decay to a Z boson and a third-generation quark in pp collisions at $\sqrt{s} = 8$ TeV with the ATLAS detector, *J. High Energy Phys.* **11** (2014) 104.
- [24] ATLAS Collaboration, Search for vector-like B quarks in events with one isolated lepton, missing transverse momentum and jets at $\sqrt{s} = 8$ TeV with the ATLAS detector, *Phys. Rev. D* **91**, 112011 (2015).
- [25] CMS Collaboration, Search for pair-produced vectorlike B quarks in proton-proton collisions at $\sqrt{s} = 8$ TeV, *Phys. Rev. D* **93**, 112009 (2016).
- [26] CMS Collaboration, Search for vector-like charge 2/3 T quarks in proton-proton collisions at $\sqrt{s} = 8$ TeV, *Phys. Rev. D* **93**, 012003 (2016).
- [27] ATLAS Collaboration, Search for pair production of vector-like top quarks in events with one lepton, jets, and missing transverse momentum in $\sqrt{s} = 13$ TeV pp collisions with the ATLAS detector, *J. High Energy Phys.* **08** (2017) 052.
- [28] ATLAS Collaboration, Search for pair production of up-type vector-like quarks and for four-top-quark events in final states with multiple b -jets with the ATLAS detector, *J. High Energy Phys.* **07** (2018) 089.
- [29] ATLAS Collaboration, Search for pair production of heavy vector-like quarks decaying to high- p_T W bosons and b quarks in the lepton-plus-jets final state in pp collisions at $\sqrt{s} = 13$ TeV with the ATLAS detector, *J. High Energy Phys.* **10** (2017) 141.
- [30] CMS Collaboration, Search for pair production of vector-like quarks in the $bW\bar{b}W$ channel from proton-proton collisions at $\sqrt{s} = 13$ TeV, *Phys. Lett. B* **779**, 82 (2017).
- [31] ATLAS Collaboration, Search for pair production of heavy vector-like quarks decaying into high- p_T W bosons and top quarks in the lepton-plus-jets final state in pp collisions at $\sqrt{s} = 13$ TeV with the ATLAS detector, *J. High Energy Phys.* **08** (2018) 048.
- [32] CMS Collaboration, Search for pair production of vector-like T and B quarks in single-lepton final states using boosted jet substructure in proton-proton collisions at $\sqrt{s} = 13$ TeV, *J. High Energy Phys.* **11** (2017) 085.
- [33] ATLAS Collaboration, Search for new phenomena in events with same-charge leptons and b -jets in pp collisions at $\sqrt{s} = 13$ TeV with the ATLAS detector, [arXiv:1807.11883](https://arxiv.org/abs/1807.11883).
- [34] ATLAS Collaboration, Search for pair production of heavy vector-like quarks decaying into hadronic final states in pp collisions at $\sqrt{s} = 13$ TeV with the ATLAS detector, *Phys. Rev. D* **98**, 092005 (2018).
- [35] CMS Collaboration, Search for vector-like T and B quark pairs in final states with leptons at $\sqrt{s} = 13$ TeV, *J. High Energy Phys.* **08** (2018) 177.
- [36] ATLAS Collaboration, Search for the production of single vector-like and excited quarks in the Wt final state in pp collisions at $\sqrt{s} = 8$ TeV with the ATLAS detector, *J. High Energy Phys.* **02** (2016) 110.
- [37] ATLAS Collaboration, Search for single production of vector-like quarks decaying into Wb in pp collisions at $\sqrt{s} = 8$ TeV with the ATLAS detector, *Eur. Phys. J. C* **76**, 442 (2016).
- [38] CMS Collaboration, Search for single production of vector-like quarks decaying into a b quark and a W boson in proton-proton collisions at $\sqrt{s} = 13$ TeV, *Phys. Lett. B* **772**, 634 (2017).
- [39] CMS Collaboration, Search for electroweak production of a vector-like quark decaying to a top quark and a Higgs boson using boosted topologies in fully hadronic final states, *J. High Energy Phys.* **04** (2017) 136.
- [40] CMS Collaboration, Search for single production of a heavy vector-like T quark decaying to a Higgs boson and a top quark with a lepton and jets in the final state, *Phys. Lett. B* **771**, 80 (2017).
- [41] CMS Collaboration, Search for single production of a vector-like T quark decaying to a Z boson and a top quark in proton-proton collisions at $\sqrt{s} = 13$ TeV, *Phys. Lett. B* **781**, 574 (2018).
- [42] CMS Collaboration, Search for single production of vector-like quarks decaying to a Z boson and a top or a bottom quark in proton-proton collisions at $\sqrt{s} = 13$ TeV, *J. High Energy Phys.* **05** (2017) 029.
- [43] CMS Collaboration, Search for single production of vector-like quarks decaying to a b quark and a Higgs boson, *J. High Energy Phys.* **06** (2018) 031.
- [44] CMS Collaboration, Search for single production of vector-like quarks decaying to a top quark and a W boson in proton-proton collisions at $\sqrt{s} = 13$ TeV, [arXiv:1809.08597](https://arxiv.org/abs/1809.08597).
- [45] ATLAS Collaboration, The ATLAS experiment at the CERN Large Hadron Collider, *J. Instrum.* **3**, S08003 (2008).
- [46] ATLAS Collaboration, ATLAS insertable B-layer technical design report, Report No. ATLAS-TDR-19, 2010, <https://cds.cern.ch/record/1291633>, ATLAS insertable B-layer technical design report addendum, Report No. ATLAS-TDR-19-ADD-1, 2012, <https://cds.cern.ch/record/1451888>.
- [47] ATLAS Collaboration, Performance of the ATLAS trigger system in 2015, *Eur. Phys. J. C* **77**, 317 (2017).
- [48] ATLAS Collaboration, Vertex reconstruction performance of the ATLAS Detector at $\sqrt{s} = 13$ TeV, Report No. ATLAS-PUB-2015-026, 2015, <https://cds.cern.ch/record/2037717>.
- [49] ATLAS Collaboration, Selection of jets produced in 13 TeV proton-proton collisions with the ATLAS detector, Report No. ATLAS-CONF-2015-029, 2015, <https://cds.cern.ch/record/2037702>.
- [50] S. Agostinelli *et al.*, GEANT4: A simulation toolkit, *Nucl. Instrum. Methods Phys. Res., Sect. A* **506**, 250 (2003).
- [51] ATLAS Collaboration, The ATLAS Simulation Infrastructure, *Eur. Phys. J. C* **70**, 823 (2010).
- [52] T. Gleisberg, S. Hoche, F. Krauss, M. Schonherr, S. Schumann, F. Siegert, and J. Winter, Event generation with SHERPA 1.1, *J. High Energy Phys.* **02** (2009) 007.
- [53] S. Höche, F. Krauss, S. Schumann, and F. Siegert, QCD matrix elements and truncated showers, *J. High Energy Phys.* **05** (2009) 053.
- [54] T. Gleisberg and S. Höche, Comix, a new matrix element generator, *J. High Energy Phys.* **12** (2008) 039.

- [55] S. Schumann and F. Krauss, A parton shower algorithm based on Catani-Seymour dipole factorisation, *J. High Energy Phys.* **03** (2008) 038.
- [56] R. D. Ball *et al.*, Parton distributions for the LHC Run II, *J. High Energy Phys.* **04** (2015) 040.
- [57] C. Anastasiou, L. J. Dixon, K. Melnikov, and F. Petriello, High precision QCD at hadron colliders: Electroweak gauge boson rapidity distributions at NNLO, *Phys. Rev. D* **69**, 094008 (2004).
- [58] A. D. Martin, W. J. Stirling, R. S. Thorne, and G. Watt, Parton distributions for the LHC, *Eur. Phys. J. C* **63**, 189 (2009).
- [59] A. D. Martin, W. J. Stirling, R. S. Thorne, and G. Watt, Uncertainties on α_s in global PDF analyses and implications for predicted hadronic cross sections, *Eur. Phys. J. C* **64**, 653 (2009).
- [60] A. D. Martin, W. J. Stirling, R. S. Thorne, and G. Watt, Heavy-quark mass dependence in global PDF analyses and 3- and 4-flavour parton distributions, *Eur. Phys. J. C* **70**, 51 (2010).
- [61] P. Nason, A New method for combining NLO QCD with shower Monte Carlo algorithms, *J. High Energy Phys.* **11** (2004) 040.
- [62] S. Frixione, P. Nason, and C. Oleari, Matching NLO QCD computations with parton shower simulations: The POWHEG method, *J. High Energy Phys.* **11** (2007) 070.
- [63] S. Alioli, P. Nason, C. Oleari, and E. Re, A general framework for implementing NLO calculations in shower Monte Carlo programs: The POWHEG BOX, *J. High Energy Phys.* **06** (2010) 043.
- [64] J. M. Campbell, R. K. Ellis, P. Nason, and E. Re, Top-pair production and decay at NLO matched with parton showers, *J. High Energy Phys.* **04** (2015) 114.
- [65] T. Sjöstrand, S. Mrenna, and P. Z. Skands, A brief introduction to PYTHIA 8.1, *Comput. Phys. Commun.* **178**, 852 (2008).
- [66] ATLAS Collaboration, ATLAS Pythia 8 tunes to 7 TeV data, Report No. ATL-PHYS-PUB-2014-021, 2014, <https://cds.cern.ch/record/1966419>.
- [67] R. D. Ball *et al.*, Parton distributions with LHC data, *Nucl. Phys. B* **867**, 244 (2013).
- [68] ATLAS Collaboration, Studies on top-quark Monte Carlo modelling with Sherpa and MG5_aMC@NLO, Report No. ATL-PHYS-PUB-2017-007, 2017, <https://cds.cern.ch/record/2261938>.
- [69] M. Czakon and A. Mitov, Top++: A program for the calculation of the top-pair cross-section at hadron colliders, *Comput. Phys. Commun.* **185**, 2930 (2014).
- [70] M. Czakon, P. Fiedler, and A. Mitov, Total Top-Quark Pair-Production Cross Section at Hadron Colliders through $O(\alpha_s^4)$, *Phys. Rev. Lett.* **110**, 252004 (2013).
- [71] M. Beneke, P. Falgari, S. Klein, and C. Schwinn, Hadronic top-quark pair production with NNLL threshold resummation, *Nucl. Phys. B* **855**, 695 (2012).
- [72] M. Cacciari, M. Czakon, M. Mangano, A. Mitov, and P. Nason, Top-pair production at hadron colliders with next-to-next-to-leading logarithmic soft-gluon resummation, *Phys. Lett. B* **710**, 612 (2012).
- [73] M. Czakon and A. Mitov, NNLO corrections to top pair production at hadron colliders: The quark-gluon reaction, *J. High Energy Phys.* **01** (2013) 080.
- [74] M. Czakon and A. Mitov, NNLO corrections to top-pair production at hadron colliders: The all-fermionic scattering channels, *J. High Energy Phys.* **12** (2012) 054.
- [75] P. Bärnreuther, M. Czakon, and A. Mitov, Percent Level Precision Physics at the Tevatron: First Genuine NNLO QCD Corrections to $q\bar{q} \rightarrow t\bar{t} + X$, *Phys. Rev. Lett.* **109**, 132001 (2012).
- [76] M. Botje *et al.*, The PDF4LHC Working Group interim recommendations, [arXiv:1101.0538](https://arxiv.org/abs/1101.0538).
- [77] H.-L. Lai, M. Guzzi, J. Huston, Z. Li, P. M. Nadolsky, J. Pumplin, and C.-P. Yuan, New parton distributions for collider physics, *Phys. Rev. D* **82**, 074024 (2010).
- [78] J. Gao, M. Guzzi, J. Huston, H.-L. Lai, Z. Li, P. Nadolsky, J. Pumplin, D. Stump, and C. -P. Yuan, CT10 next-to-next-to-leading order global analysis of QCD, *Phys. Rev. D* **89**, 033009 (2014).
- [79] F. Cascioli, P. Maierhofer, and S. Pozzorini, Scattering Amplitudes with Open Loops, *Phys. Rev. Lett.* **108**, 111601 (2012).
- [80] S. Höche, F. Krauss, M. Schönherr, and F. Siegert, QCD matrix elements + parton showers. The NLO case, *J. High Energy Phys.* **04** (2013) 027.
- [81] J. Alwall, R. Frederix, S. Frixione, V. Hirschi, F. Maltoni, O. Mattelaer, H.-S. Shao, T. Stelzer, P. Torrielli, and M. Zaro, The automated computation of tree-level and next-to-leading order differential cross sections, and their matching to parton shower simulations, *J. High Energy Phys.* **07** (2014) 079.
- [82] S. Alioli, P. Nason, C. Oleari, and E. Re, NLO single-top production matched with shower in POWHEG: s- and t-channel contributions, *J. High Energy Phys.* **09** (2009) 111; Erratum, *J. High Energy Phys.* **02** (2010) 11.
- [83] E. Re, Single-top Wt-channel production matched with parton showers using the POWHEG method, *Eur. Phys. J. C* **71**, 1547 (2011).
- [84] T. Sjöstrand, S. Mrenna, and P. Z. Skands, PYTHIA 6.4 physics and manual, *J. High Energy Phys.* **05** (2006) 026.
- [85] P. Z. Skands, Tuning Monte Carlo generators: The Perugia tunes, *Phys. Rev. D* **82**, 074018 (2010).
- [86] J. Pumplin, D. R. Stump, J. Huston, H.-L. Lai, P. Nadolsky, and W.-K. Tung, New generation of parton distributions with uncertainties from global QCD analysis, *J. High Energy Phys.* **07** (2002) 012.
- [87] N. Kidonakis, Next-to-next-to-leading-order collinear and soft gluon corrections for t-channel single top quark production, *Phys. Rev. D* **83**, 091503 (2011).
- [88] N. Kidonakis, Next-to-next-to-leading logarithm resummation for s-channel single top quark production, *Phys. Rev. D* **81**, 054028 (2010).
- [89] N. Kidonakis, Two-loop soft anomalous dimensions for single top quark associated production with a W- or H-, *Phys. Rev. D* **82**, 054018 (2010).
- [90] J. Aguilar-Saavedra, Protos: Program for Top Simulations, <http://jaguilar.web.cern.ch/jaguilar/protos>.
- [91] M. Buchkremer, G. Cacciapaglia, A. Deandrea, and L. Panizzi, VLQ Model, <http://feynrules.irmp.ucl.ac.be/wiki/VLQ>.

- [92] M. Cacciari, G. P. Salam, and G. Soyez, The anti- k_t jet clustering algorithm, *J. High Energy Phys.* **04** (2008) 063.
- [93] ATLAS Collaboration, Electron efficiency measurements with the ATLAS detector using the 2015 LHC proton-proton collision data, Report No. ATLAS-CONF-2016-024, 2016, <https://cds.cern.ch/record/2157687>.
- [94] ATLAS Collaboration, Electron and photon energy calibration with the ATLAS detector using LHC Run 1 data, *Eur. Phys. J. C* **74**, 3071 (2014).
- [95] ATLAS Collaboration, Electron and photon energy calibration with the ATLAS detector using data collected in 2015 at $\sqrt{s} = 13$ TeV, Report No. ATL-PHYS-PUB-2016-015, 2016, <https://cds.cern.ch/record/2203514>.
- [96] K. Rehermann and B. Tweedie, Efficient identification of boosted semileptonic top quarks at the LHC, *J. High Energy Phys.* **03** (2011) 059.
- [97] ATLAS Collaboration, Muon reconstruction performance of the ATLAS detector in proton-proton collision data at $\sqrt{s} = 13$ TeV, *Eur. Phys. J. C* **76**, 292 (2016).
- [98] ATLAS Collaboration, Topological cell clustering in the ATLAS calorimeters and its performance in LHC Run 1, *Eur. Phys. J. C* **77**, 490 (2017).
- [99] ATLAS Collaboration, Properties of jets and inputs to jet reconstruction and calibration with the ATLAS detector using proton-proton collisions at $\sqrt{s} = 13$ TeV, Report No. ATL-PHYS-PUB-2015-036, 2015, <https://cds.cern.ch/record/2044564>.
- [100] M. Cacciari, G. P. Salam, and G. Soyez, FastJet user manual, *Eur. Phys. J. C* **72**, 1896 (2012).
- [101] ATLAS Collaboration, Jet energy scale measurements and their systematic uncertainties in proton-proton collisions at $\sqrt{s} = 13$ TeV with the ATLAS detector, *Phys. Rev. D* **96**, 072002 (2017).
- [102] ATLAS Collaboration, Performance of pile-up mitigation techniques for jets in pp collisions at $\sqrt{s} = 8$ TeV using the ATLAS detector, *Eur. Phys. J. C* **76**, 581 (2016).
- [103] ATLAS Collaboration, Optimisation of the ATLAS b-tagging performance for the 2016 LHC Run, Report No. ATL-PHYS-PUB-2016-012, 2016, <https://cds.cern.ch/record/2160731>.
- [104] ATLAS Collaboration, Performance of b-jet identification in the ATLAS experiment, *J. Instrum.* **11**, P04008 (2016).
- [105] T. Barillari *et al.*, Local Hadronic Calibration, Report No. ATL-LARG-PUB-2009-001-2, 2009, <https://cds.cern.ch/record/1112035>.
- [106] D. Krohn, J. Thaler, and L.-T. Wang, Jet trimming, *J. High Energy Phys.* **02** (2010) 084.
- [107] ATLAS Collaboration, Identification of boosted, hadronically decaying W bosons and comparisons with ATLAS data taken at $\sqrt{s} = 8$ TeV, *Eur. Phys. J. C* **76**, 154 (2016).
- [108] ATLAS Collaboration, Identification of boosted, hadronically-decaying W and Z Bosons in $\sqrt{s} = 13$ TeV Monte Carlo simulations for ATLAS, Report No. ATL-PHYS-PUB-2015-033, 2015, <https://cds.cern.ch/record/2041461>.
- [109] ATLAS Collaboration, Boosted hadronic top identification at ATLAS for early 13 TeV data, Report No. ATL-PHYS-PUB-2015-053, 2015, <https://cds.cern.ch/record/2116351>.
- [110] ATLAS Collaboration, Performance of jet substructure techniques for large- R jets in proton-proton collisions at $\sqrt{s} = 7$ TeV using the ATLAS detector, *J. High Energy Phys.* **09** (2013) 076.
- [111] ATLAS Collaboration, Jet mass reconstruction with the ATLAS detector in early run 2 data, Report No. ATLAS-CONF-2016-035, 2016, <https://cds.cern.ch/record/2200211>.
- [112] J. Thaler and K. Van Tilburg, Identifying boosted objects with N-subjettiness, *J. High Energy Phys.* **03** (2011) 015.
- [113] J. Thaler and K. Van Tilburg, Maximizing boosted top identification by minimizing N-subjettiness, *J. High Energy Phys.* **02** (2012) 093.
- [114] A. J. Larkoski, D. Neill, and J. Thaler, Jet shapes with the broadening axis, *J. High Energy Phys.* **04** (2014) 017.
- [115] ATLAS Collaboration, Performance of missing transverse momentum reconstruction with the ATLAS detector using proton-proton collisions at $\sqrt{s} = 13$ TeV, *Eur. Phys. J. C* **78**, 903 (2018).
- [116] ATLAS Collaboration, Luminosity determination in pp collisions at $\sqrt{s} = 8$ TeV using the ATLAS detector at the LHC, *Eur. Phys. J. C* **76**, 653 (2016).
- [117] ATLAS Collaboration, Jet calibration and systematic uncertainties for jets reconstructed in the ATLAS detector at $\sqrt{s} = 13$ TeV, Report No. ATL-PHYS-PUB-2015-015, 2015, <https://cds.cern.ch/record/2037613>.
- [118] ATLAS Collaboration, Measurements of b -jet tagging efficiency with the ATLAS detector using $t\bar{t}$ events at $\sqrt{s} = 13$ TeV, *J. High Energy Phys.* **08** (2018) 089.
- [119] ATLAS Collaboration, In-situ measurements of the ATLAS large-radius jet response in 13 TeV pp collisions, Report No. ATLAS-CONF-2017-063, 2017, <https://cds.cern.ch/record/2275655>.
- [120] ATLAS Collaboration, Multi-boson simulation for 13 TeV ATLAS analyses, Report No. ATL-PHYS-PUB-2016-002, 2016, <https://cds.cern.ch/record/2119986>.
- [121] L. A. Harland-Lang, A. D. Martin, P. Motylinski, and R. S. Thorne, Parton distributions in the LHC era: MMHT 2014 PDFs, *Eur. Phys. J. C* **75**, 204 (2015).
- [122] S. Dulat, T.-J. Hou, J. Gao, M. Guzzi, J. Huston, P. Nadolsky, J. Pumplin, C. Schmidt, D. Stump, and C.-P. Yuan, New parton distribution functions from a global analysis of quantum chromodynamics, *Phys. Rev. D* **93**, 033006 (2016).
- [123] ATLAS Collaboration, Simulation of top-quark production for the ATLAS experiment at $\sqrt{s} = 13$ TeV, Report No. ATL-PHYS-PUB-2016-004, 2016, <https://cds.cern.ch/record/2120417>.
- [124] M. Bahr *et al.*, Herwig++ physics and manual, *Eur. Phys. J. C* **58**, 639 (2008).
- [125] J. Bellm *et al.*, Herwig 7.0/Herwig++ 3.0 release note, *Eur. Phys. J. C* **76**, 196 (2016).
- [126] ATLAS Collaboration, Modelling of the $t\bar{t}H$ and $t\bar{t}V(V = W, Z)$ processes for $\sqrt{s} = 13$ TeV ATLAS analyses, Report No. ATL-PHYS-PUB-2016-005, 2016, <https://cds.cern.ch/record/2120826>.
- [127] ATLAS Collaboration, The simulation principle and performance of the ATLAS fast calorimeter simulation FastCaloSim, Report No. ATL-PHYS-PUB-2010-013, 2010, <https://cds.cern.ch/record/1300517>.

- [128] ATLAS Collaboration, Measurement of the cross-section for W boson production in association with b -jets in pp collisions at $\sqrt{s} = 7$ TeV with the ATLAS detector, *J. High Energy Phys.* **06** (2013) 084.
- [129] ATLAS Collaboration, Measurement of differential production cross-sections for a Z boson in association with b -jets in 7 TeV proton-proton collisions with the ATLAS detector, *J. High Energy Phys.* **10** (2014) 141.
- [130] W. Verkerke and D. Kirkby, The RooFit toolkit for data modeling, [arXiv:physics/0306116](https://arxiv.org/abs/physics/0306116).
- [131] W. Verkerke and D. Kirkby, RooFit Users Manual, <http://roofit.sourceforge.net>.
- [132] G. Cowan, K. Cranmer, E. Gross, and O. Vitells, Asymptotic formulae for likelihood-based tests of new physics, *Eur. Phys. J. C* **71**, 1554 (2011); Erratum, *Eur. Phys. J. C* **73**, 2501(E) (2013).
- [133] T. Junk, Confidence level computation for combining searches with small statistics, *Nucl. Instrum. Methods Phys. Res., Sect. A* **434**, 435 (1999).
- [134] A. L. Read, Presentation of search results: The CLs technique, *J. Phys. G* **28**, 2693 (2002).
- [135] ATLAS Collaboration, Combination of the searches for pair-produced vector-like partners of the third-generation quarks at $\sqrt{s} = 13$ TeV with the ATLAS detector, *Phys. Rev. Lett.* **121**, 211801 (2018).
- [136] ATLAS Collaboration, ATLAS computing acknowledgements, Report No. ATL-GEN-PUB-2016-002, <https://cds.cern.ch/record/2202407>.

M. Aaboud,^{34d} G. Aad,⁹⁹ B. Abbott,¹²⁵ O. Abidinov,^{13,a} B. Abeloos,¹²⁹ D. K. Abhayasinghe,⁹¹ S. H. Abidi,¹⁶⁴ O. S. AbouZeid,³⁹ N. L. Abraham,¹⁵³ H. Abramowicz,¹⁵⁸ H. Abreu,¹⁵⁷ Y. Abulaiti,⁶ B. S. Acharya,^{64a,64b,b} S. Adachi,¹⁶⁰ L. Adamczyk,^{81a} J. Adelman,¹¹⁹ M. Adersberger,¹¹² A. Adiguzel,^{12c,c} T. Adye,¹⁴¹ A. A. Affolder,¹⁴³ Y. Afik,¹⁵⁷ C. Agheorghiesei,^{27c} J. A. Aguilar-Saavedra,^{137f,137a,d} F. Ahmadov,^{77,e} G. Aielli,^{71a,71b} S. Akatsuka,⁸³ T. P. A. Åkesson,⁹⁴ E. Akilli,⁵² A. V. Akimov,¹⁰⁸ G. L. Alberghi,^{23b,23a} J. Albert,¹⁷³ P. Albicocco,⁴⁹ M. J. Alconada Verzini,⁸⁶ S. Alderweireldt,¹¹⁷ M. Aleksa,³⁵ I. N. Aleksandrov,⁷⁷ C. Alexa,^{27b} T. Alexopoulos,¹⁰ M. Alhroob,¹²⁵ B. Ali,¹³⁹ G. Alimonti,^{66a} J. Alison,³⁶ S. P. Alkire,¹⁴⁵ C. Allaire,¹²⁹ B. M. M. Allbrooke,¹⁵³ B. W. Allen,¹²⁸ P. P. Allport,²¹ A. Aloisio,^{67a,67b} A. Alonso,³⁹ F. Alonso,⁸⁶ C. Alpigiani,¹⁴⁵ A. A. Alshehri,⁵⁵ M. I. Alstady,⁹⁹ B. Alvarez Gonzalez,³⁵ D. Álvarez Piqueras,¹⁷¹ M. G. Alvigi,^{67a,67b} B. T. Amadio,¹⁸ Y. Amaral Coutinho,^{78b} L. Ambroz,¹³² C. Amelung,²⁶ D. Amidei,¹⁰³ S. P. Amor Dos Santos,^{137a,137c} S. Amoroso,⁴⁴ C. S. Amrouche,⁵² C. Anastopoulos,¹⁴⁶ L. S. Ancu,⁵² N. Andari,¹⁴² T. Andeen,¹¹ C. F. Anders,^{59b} J. K. Anders,²⁰ K. J. Anderson,³⁶ A. Andreazza,^{66a,66b} V. Andrei,^{59a} C. R. Anelli,¹⁷³ S. Angelidakis,³⁷ I. Angelozzi,¹¹⁸ A. Angerami,³⁸ A. V. Anisenkov,^{120b,120a} A. Annovi,^{69a} C. Antel,^{59a} M. T. Anthony,¹⁴⁶ M. Antonelli,⁴⁹ D. J. A. Antrim,¹⁶⁸ F. Anulli,^{70a} M. Aoki,⁷⁹ J. A. Aparisi Pozo,¹⁷¹ L. Aperio Bella,³⁵ G. Arabidze,¹⁰⁴ J. P. Araque,^{137a} V. Araujo Ferraz,^{78b} R. Araujo Pereira,^{78b} A. T. H. Arce,⁴⁷ R. E. Ardell,⁹¹ F. A. Arduh,⁸⁶ J.-F. Arguin,¹⁰⁷ S. Argyropoulos,⁷⁵ A. J. Armbruster,³⁵ L. J. Armitage,⁹⁰ A. Armstrong,¹⁶⁸ O. Arnaez,¹⁶⁴ H. Arnold,¹¹⁸ M. Arratia,³¹ O. Arslan,²⁴ A. Artamonov,^{109,a} G. Artoni,¹³² S. Artz,⁹⁷ S. Asai,¹⁶⁰ N. Asbah,⁵⁷ A. Ashkenazi,¹⁵⁸ E. M. Asimakopoulou,¹⁶⁹ L. Asquith,¹⁵³ K. Assamagan,²⁹ R. Astalos,^{28a} R. J. Atkin,^{32a} M. Atkinson,¹⁷⁰ N. B. Atlay,¹⁴⁸ K. Augsten,¹³⁹ G. Avolio,³⁵ R. Avramidou,^{58a} M. K. Ayoub,^{15a} G. Azuelos,^{107,f} A. E. Baas,^{59a} M. J. Baca,²¹ H. Bachacou,¹⁴² K. Bachas,^{65a,65b} M. Backes,¹³² P. Bagnaia,^{70a,70b} M. Bahmani,⁸² H. Bahrsemani,¹⁴⁹ A. J. Bailey,¹⁷¹ J. T. Baines,¹⁴¹ M. Bajic,³⁹ C. Bakalis,¹⁰ O. K. Baker,¹⁸⁰ P. J. Bakker,¹¹⁸ D. Bakshi Gupta,⁹³ E. M. Baldin,^{120b,120a} P. Balek,¹⁷⁷ F. Balli,¹⁴² W. K. Balunas,¹³⁴ J. Balz,⁹⁷ E. Banas,⁸² A. Bandyopadhyay,²⁴ S. Banerjee,^{178,g} A. A. E. Bannoura,¹⁷⁹ L. Barak,¹⁵⁸ W. M. Barbe,³⁷ E. L. Barberio,¹⁰² D. Barberis,^{53b,53a} M. Barbero,⁹⁹ T. Barillari,¹¹³ M.-S. Barisits,³⁵ J. Barkeloo,¹²⁸ T. Barklow,¹⁵⁰ N. Barlow,³¹ R. Barnea,¹⁵⁷ S. L. Barnes,^{58c} B. M. Barnett,¹⁴¹ R. M. Barnett,¹⁸ Z. Barnovska-Blenessy,^{58a} A. Baroncelli,^{72a} G. Barone,²⁶ A. J. Barr,¹³² L. Barranco Navarro,¹⁷¹ F. Barreiro,⁹⁶ J. Barreiro Guimarães da Costa,^{15a} R. Bartoldus,¹⁵⁰ A. E. Barton,⁸⁷ P. Bartos,^{28a} A. Basalaeu,¹³⁵ A. Bassalat,¹²⁹ R. L. Bates,⁵⁵ S. J. Batista,¹⁶⁴ S. Batlamous,^{34e} J. R. Batley,³¹ M. Battaglia,¹⁴³ M. Bauce,^{70a,70b} F. Bauer,¹⁴² K. T. Bauer,¹⁶⁸ H. S. Bawa,^{150,h} J. B. Beacham,¹²³ T. Beau,¹³³ P. H. Beauchemin,¹⁶⁷ P. Bechtle,²⁴ H. C. Beck,⁵¹ H. P. Beck,^{20,i} K. Becker,⁵⁰ M. Becker,⁹⁷ C. Becot,⁴⁴ A. Beddall,^{12d} A. J. Beddall,^{12a} V. A. Bednyakov,⁷⁷ M. Bedognetti,¹¹⁸ C. P. Bee,¹⁵² T. A. Beermann,³⁵ M. Begalli,^{78b} M. Begel,²⁹ A. Behera,¹⁵² J. K. Behr,⁴⁴ A. S. Bell,⁹² G. Bella,¹⁵⁸ L. Bellagamba,^{23b} A. Bellerive,³³ M. Bellomo,¹⁵⁷ P. Bellos,⁹ K. Belotskiy,¹¹⁰ N. L. Belyaev,¹¹⁰ O. Benary,^{158,a} D. Benchekroun,^{34a} M. Bender,¹¹² N. Benekos,¹⁰ Y. Benhammou,¹⁵⁸ E. Benhar Nocchioli,¹⁸⁰ J. Benitez,⁷⁵ D. P. Benjamin,⁴⁷ M. Benoit,⁵² J. R. Bensinger,²⁶ S. Bentvelsen,¹¹⁸ L. Beresford,¹³² M. Beretta,⁴⁹ D. Berge,⁴⁴ E. Bergeaas Kuutmann,¹⁶⁹ N. Berger,⁵ L. J. Bergsten,²⁶ J. Beringer,¹⁸ S. Berlendis,⁷ N. R. Bernard,¹⁰⁰ G. Bernardi,¹³³ C. Bernius,¹⁵⁰ F. U. Bernlochner,²⁴ T. Berry,⁹¹ P. Berta,⁹⁷ C. Bertella,^{15a} G. Bertoli,^{43a,43b} I. A. Bertram,⁸⁷ G. J. Besjes,³⁹ O. Bessidskaia Bylund,¹⁷⁹ M. Bessner,⁴⁴ N. Besson,¹⁴² A. Bethani,⁹⁸ S. Bethke,¹¹³ A. Betti,²⁴

- A. J. Bevan,⁹⁰ J. Beyer,¹¹³ R. M. Bianchi,¹³⁶ O. Biebel,¹¹² D. Biedermann,¹⁹ R. Bielski,³⁵ K. Bierwagen,⁹⁷
N. V. Biesuz,^{69a,69b} M. Biglietti,^{72a} T. R. V. Billoud,¹⁰⁷ M. Bindi,⁵¹ A. Bingul,^{12d} C. Bini,^{70a,70b} S. Biondi,^{23b,23a} M. Birman,¹⁷⁷
T. Bisanz,⁵¹ J. P. Biswal,¹⁵⁸ C. Bittrich,⁴⁶ D. M. Bjergaard,⁴⁷ J. E. Black,¹⁵⁰ K. M. Black,²⁵ T. Blazek,^{28a} I. Bloch,⁴⁴
C. Blocker,²⁶ A. Blue,⁵⁵ U. Blumenschein,⁹⁰ Dr. Blunier,^{144a} G. J. Bobbink,¹¹⁸ V. S. Bobrovnikov,^{120b,120a} S. S. Bocchetta,⁹⁴
A. Bocci,⁴⁷ D. Boerner,¹⁷⁹ D. Bogavac,¹¹² A. G. Bogdanchikov,^{120b,120a} C. Bohm,^{43a} V. Boisvert,⁹¹ P. Bokan,¹⁶⁹ T. Bold,^{81a}
A. S. Boldyrev,¹¹¹ A. E. Bolz,^{59b} M. Bomben,¹³³ M. Bona,⁹⁰ J. S. Bonilla,¹²⁸ M. Boonekamp,¹⁴² A. Borisov,¹²¹
G. Borissov,⁸⁷ J. Bortfeldt,³⁵ D. Bortoletto,¹³² V. Bortolotto,^{71a,71b} D. Boscherini,^{23b} M. Bosman,¹⁴ J. D. Bossio Sola,³⁰
K. Bouaouda,^{34a} J. Boudreau,¹³⁶ E. V. Bouhova-Thacker,⁸⁷ D. Boumediene,³⁷ C. Bourdarios,¹²⁹ S. K. Boutle,⁵⁵
A. Boveia,¹²³ J. Boyd,³⁵ D. Boye,^{32b} I. R. Boyko,⁷⁷ A. J. Bozson,⁹¹ J. Bracinik,²¹ N. Brahimi,⁹⁹ A. Brandt,⁸ G. Brandt,¹⁷⁹
O. Brandt,^{59a} F. Braren,⁴⁴ U. Bratzler,¹⁶¹ B. Brau,¹⁰⁰ J. E. Brau,¹²⁸ W. D. Breaden Madden,⁵⁵ K. Brendlinger,⁴⁴
A. J. Brennan,¹⁰² L. Brenner,⁴⁴ R. Brenner,¹⁶⁹ S. Bressler,¹⁷⁷ B. Brickwedde,⁹⁷ D. L. Briglin,²¹ D. Britton,⁵⁵ D. Britzger,^{59b}
I. Brock,²⁴ R. Brock,¹⁰⁴ G. Brooijmans,³⁸ T. Brooks,⁹¹ W. K. Brooks,^{144b} E. Brost,¹¹⁹ J. H. Broughton,²¹
P. A. Bruckman de Renstrom,⁸² D. Bruncko,^{28b} A. Bruni,^{23b} G. Bruni,^{23b} L. S. Bruni,¹¹⁸ S. Bruno,^{71a,71b} B. H. Brunt,³¹
M. Bruschi,^{23b} N. Bruscino,¹³⁶ P. Bryant,³⁶ L. Bryngemark,⁴⁴ T. Buanes,¹⁷ Q. Buat,³⁵ P. Buchholz,¹⁴⁸ A. G. Buckley,⁵⁵
I. A. Budagov,⁷⁷ M. K. Bugge,¹³¹ F. Bühner,⁵⁰ O. Bulekov,¹¹⁰ D. Bullock,⁸ T. J. Burch,¹¹⁹ S. Burdin,⁸⁸ C. D. Burgard,¹¹⁸
A. M. Burger,⁵ B. Burghgrave,¹¹⁹ K. Burka,⁸² S. Burke,¹⁴¹ I. Burmeister,⁴⁵ J. T. P. Burr,¹³² D. Büscher,⁵⁰ V. Büscher,⁹⁷
E. Buschmann,⁵¹ P. Bussey,⁵⁵ J. M. Butler,²⁵ C. M. Buttar,⁵⁵ J. M. Butterworth,⁹² P. Butti,³⁵ W. Buttinger,³⁵ A. Buzatu,¹⁵⁵
A. R. Buzykaev,^{120b,120a} G. Cabras,^{23b,23a} S. Cabrera Urbán,¹⁷¹ D. Caforio,¹³⁹ H. Cai,¹⁷⁰ V. M. M. Cairo,² O. Kadir,^{4a}
N. Calace,⁵² P. Calafiura,¹⁸ A. Calandri,⁹ G. Calderini,¹³³ P. Calfayan,⁶³ G. Callea,^{40b,40a} L. P. Caloba,^{78b}
S. Calvente Lopez,⁹⁶ D. Calvet,³⁷ S. Calvet,³⁷ T. P. Calvet,¹⁵² M. Calvetti,^{69a,69b} R. Camacho Toro,¹³³ S. Camarda,³⁵
P. Camarri,^{71a,71b} D. Cameron,¹³¹ R. Caminal Armadans,¹⁰⁰ C. Camincher,³⁵ S. Campana,³⁵ M. Campanelli,⁹²
A. Camplani,³⁹ A. Campoverde,¹⁴⁸ V. Canale,^{67a,67b} M. Cano Bret,^{58c} J. Cantero,¹²⁶ T. Cao,¹⁵⁸ Y. Cao,¹⁷⁰
M. D. M. Capeans Garrido,³⁵ I. Caprini,^{27b} M. Caprini,^{27b} M. Capua,^{40b,40a} R. M. Carbone,³⁸ R. Cardarelli,^{71a}
F. C. Cardillo,¹⁴⁶ I. Carli,¹⁴⁰ T. Carli,³⁵ G. Carlino,^{67a} B. T. Carlson,¹³⁶ L. Carminati,^{66a,66b} R. M. D. Carney,^{43a,43b}
S. Caron,¹¹⁷ E. Carquin,^{144b} S. Carrá,^{66a,66b} G. D. Carrillo-Montoya,³⁵ D. Casadei,^{32b} M. P. Casado,^{14j} A. F. Casha,¹⁶⁴
D. W. Casper,¹⁶⁸ R. Castelijin,¹¹⁸ F. L. Castillo,¹⁷¹ V. Castillo Gimenez,¹⁷¹ N. F. Castro,^{137a,137e} A. Catinaccio,³⁵
J. R. Catmore,¹³¹ A. Cattai,³⁵ J. Caudron,²⁴ V. Cavaliere,²⁹ E. Cavallaro,¹⁴ D. Cavalli,^{66a} M. Cavalli-Sforza,¹⁴
V. Cavasinni,^{69a,69b} E. Celebi,^{12b} F. Ceradini,^{72a,72b} L. Cerda Alberich,¹⁷¹ A. S. Cerqueira,^{78a} A. Cerri,¹⁵³ L. Cerrito,^{71a,71b}
F. Cerutti,¹⁸ A. Cervelli,^{23b,23a} S. A. Cetin,^{12b} A. Chafaq,^{34a} D. Chakraborty,¹¹⁹ S. K. Chan,⁵⁷ W. S. Chan,¹¹⁸ Y. L. Chan,^{61a}
J. D. Chapman,³¹ B. Chargeishvili,^{156b} D. G. Charlton,²¹ C. C. Chau,³³ C. A. Chavez Barajas,¹⁵³ S. Che,¹²³
A. Chegwidan,¹⁰⁴ S. Chekanov,⁶ S. V. Chekulaev,^{165a} G. A. Chelkov,^{77,k} M. A. Chelstowska,³⁵ C. Chen,^{58a} C. H. Chen,⁷⁶
H. Chen,²⁹ J. Chen,^{58a} J. Chen,³⁸ S. Chen,¹³⁴ S. J. Chen,^{15c} X. Chen,^{15b,l} Y. Chen,⁸⁰ Y.-H. Chen,⁴⁴ H. C. Cheng,¹⁰³
H. J. Cheng,^{15d} A. Cheplakov,⁷⁷ E. Cheremushkina,¹²¹ R. Cherkaoui El Moursli,^{34e} E. Cheu,⁷ K. Cheung,⁶² L. Chevalier,¹⁴²
V. Chiarella,⁴⁹ G. Chiarelli,^{69a} G. Chiodini,^{65a} A. S. Chisholm,³⁵ A. Chitan,^{27b} I. Chiu,¹⁶⁰ Y. H. Chiu,¹⁷³ M. V. Chizhov,⁷⁷
K. Choi,⁶³ A. R. Chomont,¹²⁹ S. Chouridou,¹⁵⁹ Y. S. Chow,¹¹⁸ V. Christodoulou,⁹² M. C. Chu,^{61a} J. Chudoba,¹³⁸
A. J. Chuinard,¹⁰¹ J. J. Chwastowski,⁸² L. Chytka,¹²⁷ D. Cinca,⁴⁵ V. Cindro,⁸⁹ I. A. Cioară,²⁴ A. Ciocio,¹⁸ F. Ciotto,^{67a,67b}
Z. H. Citron,¹⁷⁷ M. Citterio,^{66a} A. Clark,⁵² M. R. Clark,³⁸ P. J. Clark,⁴⁸ C. Clement,^{43a,43b} Y. Coadou,⁹⁹ M. Cokal,^{64a,64c}
A. Coccaro,^{53b,53a} J. Cochran,⁷⁶ H. Cohen,¹⁵⁸ A. E. C. Coimbra,¹⁷⁷ L. Colasurdo,¹¹⁷ B. Cole,³⁸ A. P. Colijn,¹¹⁸ J. Collot,⁵⁶
P. Conde Muiño,^{137a,m} E. Coniavitis,⁵⁰ S. H. Connell,^{32b} I. A. Connelly,⁹⁸ S. Constantinescu,^{27b} F. Conventi,^{67a,n}
A. M. Cooper-Sarkar,¹³² F. Cormier,¹⁷² K. J. R. Cormier,¹⁶⁴ M. Corradi,^{70a,70b} E. E. Corrigan,⁹⁴ F. Corriveau,^{101,o}
A. Cortes-Gonzalez,³⁵ M. J. Costa,¹⁷¹ D. Costanzo,¹⁴⁶ G. Cottin,³¹ G. Cowan,⁹¹ B. E. Cox,⁹⁸ J. Crane,⁹⁸ K. Cranmer,¹²²
S. J. Crawley,⁵⁵ R. A. Creager,¹³⁴ G. Cree,³³ S. Crépe-Renaudin,⁵⁶ F. Crescioli,¹³³ M. Cristinziani,²⁴ V. Croft,¹²²
G. Crosetti,^{40b,40a} A. Cueto,⁹⁶ T. Cuhadar Donszelmann,¹⁴⁶ A. R. Cukierman,¹⁵⁰ J. Cúth,⁹⁷ S. Czekierda,⁸² P. Czodrowski,³⁵
M. J. Da Cunha Sargedas De Sousa,^{58b} C. Da Via,⁹⁸ W. Dabrowski,^{81a} T. Dado,^{28a,p} S. Dahbi,^{34e} T. Dai,¹⁰³ F. Dallaire,¹⁰⁷
C. Dallapiccola,¹⁰⁰ M. Dam,³⁹ G. D'amen,^{23b,23a} J. Damp,⁹⁷ J. R. Dandoy,¹³⁴ M. F. Daneri,³⁰ N. P. Dang,^{178,g} N. D. Dann,⁹⁸
M. Danninger,¹⁷² V. Dao,³⁵ G. Darbo,^{53b} S. Darmora,⁸ O. Dartsis,⁵ A. Dattagupta,¹²⁸ T. Daubney,⁴⁴ S. D'Auria,⁵⁵ W. Davey,²⁴
C. David,⁴⁴ T. Davidek,¹⁴⁰ D. R. Davis,⁴⁷ E. Dawe,¹⁰² I. Dawson,¹⁴⁶ K. De,⁸ R. De Asmundis,^{67a} A. De Benedetti,¹²⁵
M. De Beurs,¹¹⁸ S. De Castro,^{23b,23a} S. De Cecco,^{70a,70b} N. De Groot,¹¹⁷ P. de Jong,¹¹⁸ H. De la Torre,¹⁰⁴ F. De Lorenzi,⁷⁶
A. De Maria,^{51,q} D. De Pedis,^{70a} A. De Salvo,^{70a} U. De Sanctis,^{71a,71b} M. De Santis,^{71a,71b} A. De Santo,¹⁵³

- K. De Vasconcelos Corga,⁹⁹ J. B. De Vivie De Regie,¹²⁹ C. Debenedetti,¹⁴³ D. V. Dedovich,⁷⁷ N. Dehghanian,³ M. Del Gaudio,^{40b,40a} J. Del Peso,⁹⁶ Y. Delabat Diaz,⁴⁴ D. Delgove,¹²⁹ F. Deliot,¹⁴² C. M. Delitzsch,⁷ M. Della Pietra,^{67a,67b} D. Della Volpe,⁵² A. Dell'Acqua,³⁵ L. Dell'Asta,²⁵ M. Delmastro,⁵ C. Delporte,¹²⁹ P. A. Delsart,⁵⁶ D. A. DeMarco,¹⁶⁴ S. Demers,¹⁸⁰ M. Demichev,⁷⁷ S. P. Denisov,¹²¹ D. Denysiuk,¹¹⁸ L. D'Eramo,¹³³ D. Derendarz,⁸² J. E. Derkaoui,^{34d} F. Derue,¹³³ P. Dervan,⁸⁸ K. Desch,²⁴ C. Deterre,⁴⁴ K. Dette,¹⁶⁴ M. R. Devesa,³⁰ P. O. Deviveiros,³⁵ A. Dewhurst,¹⁴¹ S. Dhalwal,²⁶ F. A. Di Bello,⁵² A. Di Ciaccio,^{71a,71b} L. Di Ciaccio,⁵ W. K. Di Clemente,¹³⁴ C. Di Donato,^{67a,67b} A. Di Girolamo,³⁵ B. Di Micco,^{72a,72b} R. Di Nardo,¹⁰⁰ K. F. Di Petrillo,⁵⁷ R. Di Sipio,¹⁶⁴ D. Di Valentino,³³ C. Diaconu,⁹⁹ M. Diamond,¹⁶⁴ F. A. Dias,³⁹ T. Dias Do Vale,^{137a} M. A. Diaz,^{144a} J. Dickinson,¹⁸ E. B. Diehl,¹⁰³ J. Dietrich,¹⁹ S. Díez Cornell,⁴⁴ A. Dimitrievska,¹⁸ J. Dingfelder,²⁴ F. Dittus,³⁵ F. Djama,⁹⁹ T. Djobava,^{156b} J. I. Djuvsland,^{59a} M. A. B. Do Vale,^{78c} M. Dobre,^{27b} D. Dodsworth,²⁶ C. Doglioni,⁹⁴ J. Dolejsi,¹⁴⁰ Z. Dolezal,¹⁴⁰ M. Donadelli,^{78d} J. Donini,³⁷ A. D'onofrio,⁹⁰ M. D'Onofrio,⁸⁸ J. Dopke,¹⁴¹ A. Doria,^{67a} M. T. Dova,⁸⁶ A. T. Doyle,⁵⁵ E. Drechsler,⁵¹ E. Dreyer,¹⁴⁹ T. Dreyer,⁵¹ Y. Du,^{58b} J. Duarte-Campderros,¹⁵⁸ F. Dubinin,¹⁰⁸ M. Dubovsky,^{28a} A. Dubreuil,⁵² E. Duchovni,¹⁷⁷ G. Duckeck,¹¹² A. Ducourthial,¹³³ O. A. Ducu,^{107,r} D. Duda,¹¹³ A. Dudarev,³⁵ A. C. Dudder,⁹⁷ E. M. Duffield,¹⁸ L. Duflot,¹²⁹ M. Dührssen,³⁵ C. Dülse,¹⁷⁹ M. Dumancic,¹⁷⁷ A. E. Dumitriu,^{27b,s} A. K. Duncan,⁵⁵ M. Dunford,^{59a} A. Duperrin,⁹⁹ H. Duran Yildiz,^{4a} M. Düren,⁵⁴ A. Durglishvili,^{156b} D. Duschinger,⁴⁶ B. Dutta,⁴⁴ D. Duvnjak,¹ M. Dyndal,⁴⁴ S. Dysch,⁹⁸ B. S. Dziedzic,⁸² C. Eckardt,⁴⁴ K. M. Ecker,¹¹³ R. C. Edgar,¹⁰³ T. Eifert,³⁵ G. Eigen,¹⁷ K. Einsweiler,¹⁸ T. Ekelof,¹⁶⁹ M. El Kacimi,^{34c} R. El Kosseifi,⁹⁹ V. Ellajosyula,⁹⁹ M. Ellert,¹⁶⁹ F. Ellinghaus,¹⁷⁹ A. A. Elliot,⁹⁰ N. Ellis,³⁵ J. Elmsheuser,²⁹ M. Elsing,³⁵ D. Emelianov,¹⁴¹ Y. Enari,¹⁶⁰ J. S. Ennis,¹⁷⁵ M. B. Epland,⁴⁷ J. Erdmann,⁴⁵ A. Ereditato,²⁰ S. Errede,¹⁷⁰ M. Escalier,¹²⁹ C. Escobar,¹⁷¹ O. Estrada Pastor,¹⁷¹ A. I. Etienvre,¹⁴² E. Etzion,¹⁵⁸ H. Evans,⁶³ A. Ezhilov,¹³⁵ M. Ezzi,^{34e} F. Fabbri,⁵⁵ L. Fabbri,^{23b,23a} V. Fabiani,¹¹⁷ G. Facini,⁹² R. M. Faisca Rodrigues Pereira,^{137a} R. M. Fakhrutdinov,¹²¹ S. Falciano,^{70a} P. J. Falke,⁵ S. Falke,⁵ J. Faltova,¹⁴⁰ Y. Fang,^{15a} M. Fanti,^{66a,66b} A. Farbin,⁸ A. Farilla,^{72a} E. M. Farina,^{68a,68b} T. Farooque,¹⁰⁴ S. Farrell,¹⁸ S. M. Farrington,¹⁷⁵ P. Farthouat,³⁵ F. Fassi,^{34e} P. Fassnacht,³⁵ D. Fassouliotis,⁹ M. Faucci Giannelli,⁴⁸ A. Favareto,^{53b,53a} W. J. Fawcett,³¹ L. Fayard,¹²⁹ O. L. Fedin,^{135,t} W. Fedorko,¹⁷² M. Feickert,⁴¹ S. Feigl,¹³¹ L. Feligioni,⁹⁹ C. Feng,^{58b} E. J. Feng,³⁵ M. Feng,⁴⁷ M. J. Fenton,⁵⁵ A. B. Fenyuk,¹²¹ L. Feremenga,⁸ J. Ferrando,⁴⁴ A. Ferrari,¹⁶⁹ P. Ferrari,¹¹⁸ R. Ferrari,^{68a} D. E. Ferreira de Lima,^{59b} A. Ferrer,¹⁷¹ D. Ferrere,⁵² C. Ferretti,¹⁰³ F. Fiedler,⁹⁷ A. Filipčič,⁸⁹ F. Filthaut,¹¹⁷ K. D. Finelli,²⁵ M. C. N. Fiolhais,^{137a,137c,u} L. Fiorini,¹⁷¹ C. Fischer,¹⁴ W. C. Fisher,¹⁰⁴ N. Flaschel,⁴⁴ I. Fleck,¹⁴⁸ P. Fleischmann,¹⁰³ R. R. M. Fletcher,¹³⁴ T. Flick,¹⁷⁹ B. M. Flierl,¹¹² L. M. Flores,¹³⁴ L. R. Flores Castillo,^{61a} F. M. Follega,^{73a,73b} N. Fomin,¹⁷ G. T. Forcolin,⁹⁸ A. Formica,¹⁴² F. A. Förster,¹⁴ A. C. Forti,⁹⁸ A. G. Foster,²¹ D. Fournier,¹²⁹ H. Fox,⁸⁷ S. Fracchia,¹⁴⁶ P. Francavilla,^{69a,69b} M. Franchini,^{23b,23a} S. Franchino,^{59a} D. Francis,³⁵ L. Franconi,¹³¹ M. Franklin,⁵⁷ M. Frate,¹⁶⁸ M. Fraternali,^{68a,68b} D. Freeborn,⁹² S. M. Fressard-Batraneanu,³⁵ B. Freund,¹⁰⁷ W. S. Freund,^{78b} E. M. Freundlich,⁴⁵ D. Froidevaux,³⁵ J. A. Frost,¹³² C. Fukunaga,¹⁶¹ E. Fullana Torregrosa,¹⁷¹ T. Fusayasu,¹¹⁴ J. Fuster,¹⁷¹ O. Gabizon,¹⁵⁷ A. Gabrielli,^{23b,23a} A. Gabrielli,¹⁸ G. P. Gach,^{81a} S. Gadatsch,⁵² P. Gadow,¹¹³ G. Gagliardi,^{53b,53a} L. G. Gagnon,¹⁰⁷ C. Galea,^{27b} B. Galhardo,^{137a,137c} E. J. Gallas,¹³² B. J. Gallop,¹⁴¹ P. Gallus,¹³⁹ G. Galster,³⁹ R. Gamboa Goni,⁹⁰ K. K. Gan,¹²³ S. Ganguly,¹⁷⁷ J. Gao,^{58a} Y. Gao,⁸⁸ Y. S. Gao,^{150,h} C. García,¹⁷¹ J. E. García Navarro,¹⁷¹ J. A. García Pascual,^{15a} M. Garcia-Sciveres,¹⁸ R. W. Gardner,³⁶ N. Garelli,¹⁵⁰ V. Garonne,¹³¹ K. Gasnikova,⁴⁴ A. Gaudiello,^{53b,53a} G. Gaudio,^{68a} I. L. Gavrilenko,¹⁰⁸ A. Gavriluk,¹⁰⁹ C. Gay,¹⁷² G. Gaycken,²⁴ E. N. Gazis,¹⁰ C. N. P. Gee,¹⁴¹ J. Geisen,⁵¹ M. Geisen,⁹⁷ M. P. Geisler,^{59a} K. Gellerstedt,^{43a,43b} C. Gemme,^{53b} M. H. Genest,⁵⁶ C. Geng,¹⁰³ S. Gentile,^{70a,70b} S. George,⁹¹ D. Gerbaudo,¹⁴ G. Gessner,⁴⁵ S. Ghasemi,¹⁴⁸ M. Ghasemi Bostanabad,¹⁷³ M. Ghneimat,²⁴ B. Giacobbe,^{23b} S. Giagu,^{70a,70b} N. Giangiacomi,^{23b,23a} P. Giannetti,^{69a} A. Giannini,^{67a,67b} S. M. Gibson,⁹¹ M. Gignac,¹⁴³ D. Gillberg,³³ G. Gilles,¹⁷⁹ D. M. Gingrich,^{3,f} M. P. Giordani,^{64a,64c} F. M. Giorgi,^{23b} P. F. Giraud,¹⁴² P. Giromini,⁵⁷ G. Giugliarelli,^{64a,64c} D. Giugni,^{66a} F. Giulì,¹³² M. Giulini,^{59b} S. Gkaitatzis,¹⁵⁹ I. Gkialas,^{9,v} E. L. Gkougkousis,¹⁴ P. Gkoutoumis,¹⁰ L. K. Gladilin,¹¹¹ C. Glasman,⁹⁶ J. Glatzer,¹⁴ P. C. F. Glaysheer,⁴⁴ A. Glazov,⁴⁴ M. Goblirsch-Kolb,²⁶ J. Godlewski,⁸² S. Goldfarb,¹⁰² T. Golling,⁵² D. Golubkov,¹²¹ A. Gomes,^{137a,137b} R. Goncalves Gama,^{78a} R. Gonçalves,^{137a} G. Gonella,⁵⁰ L. Gonella,²¹ A. Gongadze,⁷⁷ F. Gonnella,²¹ J. L. Gonski,⁵⁷ S. González de la Hoz,¹⁷¹ S. Gonzalez-Sevilla,⁵² L. Goossens,³⁵ P. A. Gorbounov,¹⁰⁹ H. A. Gordon,²⁹ B. Gorini,³⁵ E. Gorini,^{65a,65b} A. Gorišek,⁸⁹ A. T. Goshaw,⁴⁷ C. Gössling,⁴⁵ M. I. Gostkin,⁷⁷ C. A. Gottardo,²⁴ C. R. Goudet,¹²⁹ D. Goujdami,^{34c} A. G. Goussiou,¹⁴⁵ N. Govender,^{32b,w} C. Goy,⁵ E. Gozani,¹⁵⁷ I. Grabowska-Bold,^{81a} P. O. J. Gradin,¹⁶⁹ E. C. Graham,⁸⁸ J. Gramling,¹⁶⁸ E. Gramstad,¹³¹ S. Grancagnolo,¹⁹ V. Gratchev,¹³⁵ P. M. Gravila,^{27f} F. G. Gravili,^{65a,65b} C. Gray,⁵⁵ H. M. Gray,¹⁸ Z. D. Greenwood,^{93,x} C. Greife,²⁴ K. Gregersen,⁹⁴ I. M. Gregor,⁴⁴ P. Grenier,¹⁵⁰

- K. Grevtsov,⁴⁴ N. A. Grieser,¹²⁵ J. Griffiths,⁸ A. A. Grillo,¹⁴³ K. Grimm,^{150,y} S. Grinstein,^{14,z} Ph. Gris,³⁷ J.-F. Grivaz,¹²⁹ S. Groh,⁹⁷ E. Gross,¹⁷⁷ J. Grosse-Knetter,⁵¹ G. C. Grossi,⁹³ Z. J. Grout,⁹² C. Grud,¹⁰³ A. Grummer,¹¹⁶ L. Guan,¹⁰³ W. Guan,¹⁷⁸ J. Guenther,³⁵ A. Guerguichon,¹²⁹ F. Guescini,^{165a} D. Guest,¹⁶⁸ R. Gugel,⁵⁰ B. Gui,¹²³ T. Guillemín,⁵ S. Guindon,³⁵ U. Gul,⁵⁵ C. Gumpert,³⁵ J. Guo,^{58c} W. Guo,¹⁰³ Y. Guo,^{58a,aa} Z. Guo,⁹⁹ R. Gupta,⁴¹ S. Gurbuz,^{12c} G. Gustavino,¹²⁵ B. J. Gutelman,¹⁵⁷ P. Gutierrez,¹²⁵ C. Gutsche,⁹² C. Guyot,¹⁴² M. P. Guzik,^{81a} C. Gwenlan,¹³² C. B. Gwilliam,⁸⁸ A. Haas,¹²² C. Haber,¹⁸ H. K. Hadavand,⁸ N. Haddad,^{34e} A. Hadeef,^{58a} S. Hageböck,²⁴ M. Hagihara,¹⁶⁶ H. Hakobyan,^{181,a} M. Haleem,¹⁷⁴ J. Haley,¹²⁶ G. Halladjian,¹⁰⁴ G. D. Hallewell,⁹⁹ K. Hamacher,¹⁷⁹ P. Hamal,¹²⁷ K. Hamano,¹⁷³ A. Hamilton,^{32a} G. N. Hamity,¹⁴⁶ K. Han,^{58a,bb} L. Han,^{58a} S. Han,^{15d} K. Hanagaki,^{79,cc} M. Hance,¹⁴³ D. M. Handl,¹¹² B. Haney,¹³⁴ R. Hankache,¹³³ P. Hanke,^{59a} E. Hansen,⁹⁴ J. B. Hansen,³⁹ J. D. Hansen,³⁹ M. C. Hansen,²⁴ P. H. Hansen,³⁹ K. Hara,¹⁶⁶ A. S. Hard,¹⁷⁸ T. Harenberg,¹⁷⁹ S. Harkusha,¹⁰⁵ P. F. Harrison,¹⁷⁵ N. M. Hartmann,¹¹² Y. Hasegawa,¹⁴⁷ A. Hasib,⁴⁸ S. Hassani,¹⁴² S. Haug,²⁰ R. Hauser,¹⁰⁴ L. Hauswald,⁴⁶ L. B. Havener,³⁸ M. Havranek,¹³⁹ C. M. Hawkes,²¹ R. J. Hawking,³⁵ D. Hayden,¹⁰⁴ C. Hayes,¹⁵² C. P. Hays,¹³² J. M. Hays,⁹⁰ H. S. Hayward,⁸⁸ S. J. Haywood,¹⁴¹ M. P. Heath,⁴⁸ V. Hedberg,⁹⁴ L. Heelan,⁸ S. Heer,²⁴ K. K. Heidegger,⁵⁰ J. Heilman,³³ S. Heim,⁴⁴ T. Heim,¹⁸ B. Heinemann,^{44,dd} J. J. Heinrich,¹¹² L. Heinrich,¹²² C. Heinz,⁵⁴ J. Hejbal,¹³⁸ L. Helary,³⁵ A. Held,¹⁷² S. Hellesund,¹³¹ S. Hellman,^{43a,43b} C. Helsens,³⁵ R. C. W. Henderson,⁸⁷ Y. Heng,¹⁷⁸ S. Henkelmann,¹⁷² A. M. Henriques Correia,³⁵ G. H. Herbert,¹⁹ H. Herde,²⁶ V. Herget,¹⁷⁴ Y. Hernández Jiménez,^{32c} H. Herr,⁹⁷ M. G. Herrmann,¹¹² G. Herten,⁵⁰ R. Hertenberger,¹¹² L. Hervas,³⁵ T. C. Herwig,¹³⁴ G. G. Hesketh,⁹² N. P. Hessey,^{165a} J. W. Hetherly,⁴¹ S. Higashino,⁷⁹ E. Higón-Rodríguez,¹⁷¹ K. Hildebrand,³⁶ E. Hill,¹⁷³ J. C. Hill,³¹ K. K. Hill,²⁹ K. H. Hiller,⁴⁴ S. J. Hillier,²¹ M. Hils,⁴⁶ I. Hinchliffe,¹⁸ M. Hirose,¹³⁰ D. Hirschbuehl,¹⁷⁹ B. Hiti,⁸⁹ O. Hladik,¹³⁸ D. R. Hlaluku,^{32c} X. Hoad,⁴⁸ J. Hobbs,¹⁵² N. Hod,^{165a} M. C. Hodgkinson,¹⁴⁶ A. Hoecker,³⁵ M. R. Hoefkamp,¹¹⁶ F. Hoenig,¹¹² D. Hohn,²⁴ D. Hohov,¹²⁹ T. R. Holmes,³⁶ M. Holzbock,¹¹² M. Homann,⁴⁵ S. Honda,¹⁶⁶ T. Honda,⁷⁹ T. M. Hong,¹³⁶ A. Hönle,¹¹³ B. H. Hooberman,¹⁷⁰ W. H. Hopkins,¹²⁸ Y. Horii,¹¹⁵ P. Horn,⁴⁶ A. J. Horton,¹⁴⁹ L. A. Horyn,³⁶ J.-Y. Hostachy,⁵⁶ A. Hostiuc,¹⁴⁵ S. Hou,¹⁵⁵ A. Hoummada,^{34a} J. Howarth,⁹⁸ J. Hoya,⁸⁶ M. Hrabovsky,¹²⁷ J. Hrdinka,³⁵ I. Hristova,¹⁹ J. Hrivnac,¹²⁹ A. Hrynevich,¹⁰⁶ T. Hryn'ova,⁵ P. J. Hsu,⁶² S.-C. Hsu,¹⁴⁵ Q. Hu,²⁹ S. Hu,^{58c} Y. Huang,^{15a} Z. Hubacek,¹³⁹ F. Hubaut,⁹⁹ M. Huebner,²⁴ F. Huegging,²⁴ T. B. Huffman,¹³² E. W. Hughes,³⁸ M. Huhtinen,³⁵ R. F. H. Hunter,³³ P. Huo,¹⁵² A. M. Hupe,³³ N. Huseynov,^{77,e} J. Huston,¹⁰⁴ J. Huth,⁵⁷ R. Hyneman,¹⁰³ G. Iacobucci,⁵² G. Iakovidis,²⁹ I. Ibragimov,¹⁴⁸ L. Iconomidou-Fayard,¹²⁹ Z. Idrissi,^{34e} P. Iengo,³⁵ R. Ignazzi,³⁹ O. Igonkina,^{118,ee} R. Iguchi,¹⁶⁰ T. Iizawa,⁵² Y. Ikegami,⁷⁹ M. Ikeno,⁷⁹ D. Iliadis,¹⁵⁹ N. Ilic,¹¹⁷ F. Iltzsche,⁴⁶ G. Introzzi,^{68a,68b} M. Iodice,^{72a} K. Iordanidou,³⁸ V. Ippolito,^{70a,70b} M. F. Isacson,¹⁶⁹ N. Ishijima,¹³⁰ M. Ishino,¹⁶⁰ M. Ishitsuka,¹⁶² W. Islam,¹²⁶ C. Issever,¹³² S. Istin,^{12c,ff} F. Ito,¹⁶⁶ J. M. Iturbe Ponce,^{61a} R. Iuppa,^{73a,73b} A. Ivina,¹⁷⁷ H. Iwasaki,⁷⁹ J. M. Izen,⁴² V. Izzo,^{67a} P. Jacka,¹³⁸ P. Jackson,¹ R. M. Jacobs,²⁴ V. Jain,² G. Jäkel,¹⁷⁹ K. B. Jakobi,⁹⁷ K. Jakobs,⁵⁰ S. Jakobsen,⁷⁴ T. Jakoubek,¹³⁸ D. O. Jamin,¹²⁶ D. K. Jana,⁹³ R. Jansky,⁵² J. Janssen,²⁴ M. Janus,⁵¹ P. A. Janus,^{81a} G. Jarlskog,⁹⁴ N. Javadov,^{77,e} T. Javůrek,³⁵ M. Javurkova,⁵⁰ F. Jeanneau,¹⁴² L. Jeanty,¹⁸ J. Jejelava,^{156a,gg} A. Jelinskas,¹⁷⁵ P. Jenni,^{50,hh} J. Jeong,⁴⁴ S. Jézéquel,⁵ H. Ji,¹⁷⁸ J. Jia,¹⁵² H. Jiang,⁷⁶ Y. Jiang,^{58a} Z. Jiang,^{150,ii} S. Jiggins,⁵⁰ F. A. Jimenez Morales,³⁷ J. Jimenez Pena,¹⁷¹ S. Jin,^{15c} A. Jinaru,^{27b} O. Jinnouchi,¹⁶² H. Jivan,^{32c} P. Johansson,¹⁴⁶ K. A. Johns,⁷ C. A. Johnson,⁶³ W. J. Johnson,¹⁴⁵ K. Jon-And,^{43a,43b} R. W. L. Jones,⁸⁷ S. D. Jones,¹⁵³ S. Jones,⁷ T. J. Jones,⁸⁸ J. Jongmanns,^{59a} P. M. Jorge,^{137a,137b} J. Jovicevic,^{165a} X. Ju,¹⁸ J. J. Junggeburth,¹¹³ A. Juste Rozas,^{14,z} A. Kaczmarska,⁸² M. Kado,¹²⁹ H. Kagan,¹²³ M. Kagan,¹⁵⁰ T. Kaji,¹⁷⁶ E. Kajomovitz,¹⁵⁷ C. W. Kalderon,⁹⁴ A. Kaluza,⁹⁷ S. Kama,⁴¹ A. Kamenshchikov,¹²¹ L. Kanjir,⁸⁹ Y. Kano,¹⁶⁰ V. A. Kantserov,¹¹⁰ J. Kanzaki,⁷⁹ B. Kaplan,¹²² L. S. Kaplan,¹⁷⁸ D. Kar,^{32c} M. J. Kareem,^{165b} E. Karentzos,¹⁰ S. N. Karpov,⁷⁷ Z. M. Karpova,⁷⁷ V. Kartvelishvili,⁸⁷ A. N. Karyukhin,¹²¹ L. Kashif,¹⁷⁸ R. D. Kass,¹²³ A. Kastanas,¹⁵¹ Y. Kataoka,¹⁶⁰ C. Kato,^{58d,58c} J. Katzy,⁴⁴ K. Kawade,⁸⁰ K. Kawagoe,⁸⁵ T. Kawamoto,¹⁶⁰ G. Kawamura,⁵¹ E. F. Kay,⁸⁸ V. F. Kazanin,^{120b,120a} R. Keeler,¹⁷³ R. Kehoe,⁴¹ J. S. Keller,³³ E. Kellermann,⁹⁴ J. J. Kempster,²¹ J. Kendrick,²¹ O. Kepka,¹³⁸ S. Kersten,¹⁷⁹ B. P. Kerševan,⁸⁹ R. A. Keyes,¹⁰¹ M. Khader,¹⁷⁰ F. Khalil-Zada,¹³ A. Khanov,¹²⁶ A. G. Kharlamov,^{120b,120a} T. Kharlamova,^{120b,120a} E. E. Khoda,¹⁷² A. Khodinov,¹⁶³ T. J. Khoo,⁵² E. Khramov,⁷⁷ J. Khubua,^{156b} S. Kido,⁸⁰ M. Kiehn,⁵² C. R. Kilby,⁹¹ Y. K. Kim,³⁶ N. Kimura,^{64a,64c} O. M. Kind,¹⁹ B. T. King,⁸⁸ D. Kirchmeier,⁴⁶ J. Kirk,¹⁴¹ A. E. Kiryunin,¹¹³ T. Kishimoto,¹⁶⁰ D. Kisielewska,^{81a} V. Kitali,⁴⁴ O. Kivernyk,⁵ E. Kladiva,^{28b,a} T. Klapdor-Kleingrothaus,⁵⁰ M. H. Klein,¹⁰³ M. Klein,⁸⁸ U. Klein,⁸⁸ K. Kleinknecht,⁹⁷ P. Klimek,¹¹⁹ A. Klimentov,²⁹ R. Klingenberg,^{45,a} T. Klingl,²⁴ T. Klioutchnikova,³⁵ F. F. Klitzner,¹¹² P. Kluit,¹¹⁸ S. Kluth,¹¹³ E. Kneringer,⁷⁴ E. B. F. G. Knoops,⁹⁹ A. Knue,⁵⁰ A. Kobayashi,¹⁶⁰ D. Kobayashi,⁸⁵ T. Kobayashi,¹⁶⁰ M. Kobel,⁴⁶ M. Kocian,¹⁵⁰ P. Kodys,¹⁴⁰ P. T. Koenig,²⁴ T. Koffas,³³

- E. Koffeman,¹¹⁸ N. M. Köhler,¹¹³ T. Koi,¹⁵⁰ M. Kolb,^{59b} I. Koletsou,⁵ T. Kondo,⁷⁹ N. Kondrashova,^{58c} K. Köneke,⁵⁰ A. C. König,¹¹⁷ T. Kono,⁷⁹ R. Konoplich,^{122,jj} V. Konstantinides,⁹² N. Konstantinidis,⁹² B. Konya,⁹⁴ R. Kopeliansky,⁶³ S. Koperny,^{81a} K. Koreyl,⁸² K. Kordas,¹⁵⁹ G. Koren,¹⁵⁸ A. Korn,⁹² I. Korolkov,¹⁴ E. V. Korolkova,¹⁴⁶ N. Korotkova,¹¹¹ O. Kortner,¹¹³ S. Kortner,¹¹³ T. Kosek,¹⁴⁰ V. V. Kostyukhin,²⁴ A. Kotwal,⁴⁷ A. Koulouris,¹⁰ A. Kourkoulis-Charalampidi,^{68a,68b} C. Kourkoulis,⁹ E. Kourlitis,¹⁴⁶ V. Kouskoura,²⁹ A. B. Kowalewska,⁸² R. Kowalewski,¹⁷³ T. Z. Kowalski,^{81a} C. Kozakai,¹⁶⁰ W. Kozanecki,¹⁴² A. S. Kozhin,¹²¹ V. A. Kramarenko,¹¹¹ G. Kramberger,⁸⁹ D. Krasnopevtsev,^{58a} M. W. Krasny,¹³³ A. Krasznahorkay,³⁵ D. Krauss,¹¹³ J. A. Kremer,^{81a} J. Kretzschmar,⁸⁸ P. Krieger,¹⁶⁴ K. Krizka,¹⁸ K. Kroeninger,⁴⁵ H. Kroha,¹¹³ J. Kroll,¹³⁸ J. Kroll,¹³⁴ J. Krstic,¹⁶ U. Kruchonak,⁷⁷ H. Krüger,²⁴ N. Krumnack,⁷⁶ M. C. Kruse,⁴⁷ T. Kubota,¹⁰² S. Kudah,^{4b} J. T. Kuechler,¹⁷⁹ S. Kuehn,³⁵ A. Kugel,^{59a} F. Kuger,¹⁷⁴ T. Kuhl,⁴⁴ V. Kukhtin,⁷⁷ R. Kukla,⁹⁹ Y. Kulchitsky,¹⁰⁵ S. Kuleshov,^{144b} Y. P. Kulinich,¹⁷⁰ M. Kuna,⁵⁶ T. Kunigo,⁸³ A. Kupco,¹³⁸ T. Kupfer,⁴⁵ O. Kuprash,¹⁵⁸ H. Kurashige,⁸⁰ L. L. Kurchaninov,^{165a} Y. A. Kurochkin,¹⁰⁵ M. G. Kurth,^{15d} E. S. Kuwertz,³⁵ M. Kuze,¹⁶² J. Kvita,¹²⁷ T. Kwan,¹⁰¹ A. La Rosa,¹¹³ J. L. La Rosa Navarro,^{78d} L. La Rotonda,^{40b,40a} F. La Ruffa,^{40b,40a} C. Lacasta,¹⁷¹ F. Lacava,^{70a,70b} J. Lacey,⁴⁴ D. P. J. Lack,⁹⁸ H. Lacker,¹⁹ D. Lacour,¹³³ E. Ladygin,⁷⁷ R. Lafaye,⁵ B. Laforge,¹³³ T. Lagouri,^{32c} S. Lai,⁵¹ S. Lammers,⁶³ W. Lampl,⁷ E. Lançon,²⁹ U. Landgraf,⁵⁰ M. P. J. Landon,⁹⁰ M. C. Lanfermann,⁵² V. S. Lang,⁴⁴ J. C. Lange,¹⁴ R. J. Langenberg,³⁵ A. J. Lankford,¹⁶⁸ F. Lanni,²⁹ K. Lantzsch,²⁴ A. Lanza,^{68a} A. Lapertosa,^{53b,53a} S. Laplace,¹³³ J. F. Laporte,¹⁴² T. Lari,^{66a} F. Lasagni Manghi,^{23b,23a} M. Lassnig,³⁵ T. S. Lau,^{61a} A. Laudrain,¹²⁹ M. Lavorgna,^{67a,67b} A. T. Law,¹⁴³ P. Laycock,⁸⁸ M. Lazzaroni,^{66a,66b} B. Le,¹⁰² O. Le Dortz,¹³³ E. Le Guirriec,⁹⁹ E. P. Le Quilleuc,¹⁴² M. LeBlanc,⁷ T. LeCompte,⁶ F. Ledroit-Guillon,⁵⁶ C. A. Lee,²⁹ G. R. Lee,^{144a} L. Lee,⁵⁷ S. C. Lee,¹⁵⁵ B. Lefebvre,¹⁰¹ M. Lefebvre,¹⁷³ F. Legger,¹¹² C. Leggett,¹⁸ K. Lehmann,¹⁴⁹ N. Lehmann,¹⁷⁹ G. Lehmann Miotto,³⁵ W. A. Leight,⁴⁴ A. Leisos,^{159,kk} M. A. L. Leite,^{78d} R. Leitner,¹⁴⁰ D. Lellouch,¹⁷⁷ B. Lemmer,⁵¹ K. J. C. Leney,⁹² T. Lenz,²⁴ B. Lenzi,³⁵ R. Leone,⁷ S. Leone,^{69a} C. Leonidopoulos,⁴⁸ G. Lerner,¹⁵³ C. Leroy,¹⁰⁷ R. Les,¹⁶⁴ A. A. J. Lesage,¹⁴² C. G. Lester,³¹ M. Levchenko,¹³⁵ J. Levêque,⁵ D. Levin,¹⁰³ L. J. Levinson,¹⁷⁷ D. Lewis,⁹⁰ B. Li,¹⁰³ C-Q. Li,^{58a,ll} H. Li,^{58b} L. Li,^{58c} Q. Li,^{15d} Q. Y. Li,^{58a} S. Li,^{58d,58c} X. Li,^{58c} Y. Li,¹⁴⁸ Z. Liang,^{15a} B. Liberti,^{71a} A. Liblong,¹⁶⁴ K. Lie,^{61c} S. Liem,¹¹⁸ A. Limosani,¹⁵⁴ C. Y. Lin,³¹ K. Lin,¹⁰⁴ T. H. Lin,⁹⁷ R. A. Linck,⁶³ J. H. Lindon,²¹ B. E. Lindquist,¹⁵² A. L. Lioni,⁵² E. Lipeles,¹³⁴ A. Lipniacka,¹⁷ M. Lisovyi,^{59b} T. M. Liss,^{170,mm} A. Lister,¹⁷² A. M. Litke,¹⁴³ J. D. Little,⁸ B. Liu,⁷⁶ B. L. Liu,⁶ H. B. Liu,²⁹ H. Liu,¹⁰³ J. B. Liu,^{58a} J. K. K. Liu,¹³² K. Liu,¹³³ M. Liu,^{58a} P. Liu,¹⁸ Y. Liu,^{15a} Y. L. Liu,^{58a} Y. W. Liu,^{58a} M. Livan,^{68a,68b} A. Lleres,⁵⁶ J. Llorente Merino,^{15a} S. L. Lloyd,⁹⁰ C. Y. Lo,^{61b} F. Lo Sterzo,⁴¹ E. M. Lobodzinska,⁴⁴ P. Loch,⁷ T. Lohse,¹⁹ K. Lohwasser,¹⁴⁶ M. Lokajicek,¹³⁸ B. A. Long,²⁵ J. D. Long,¹⁷⁰ R. E. Long,⁸⁷ L. Longo,^{65a,65b} K. A. Looper,¹²³ J. A. Lopez,^{144b} I. Lopez Paz,¹⁴ A. Lopez Solis,¹⁴⁶ J. Lorenz,¹¹² N. Lorenzo Martinez,⁵ M. Losada,²² P. J. Lösel,¹¹² A. Lösle,⁵⁰ X. Lou,⁴⁴ X. Lou,^{15a} A. Lounis,¹²⁹ J. Love,⁶ P. A. Love,⁸⁷ J. J. Lozano Bahilo,¹⁷¹ H. Lu,^{61a} M. Lu,^{58a} N. Lu,¹⁰³ Y. J. Lu,⁶² H. J. Lubatti,¹⁴⁵ C. Luci,^{70a,70b} A. Lucotte,⁵⁶ C. Luedtke,⁵⁰ F. Luehring,⁶³ I. Luise,¹³³ L. Luminari,^{70a} B. Lund-Jensen,¹⁵¹ M. S. Lutz,¹⁰⁰ P. M. Luzi,¹³³ D. Lynn,²⁹ R. Lysak,¹³⁸ E. Lytken,⁹⁴ F. Lyu,^{15a} V. Lyubushkin,⁷⁷ H. Ma,²⁹ L. L. Ma,^{58b} Y. Ma,^{58b} G. Maccarrone,⁴⁹ A. Macchiolo,¹¹³ C. M. Macdonald,¹⁴⁶ J. Machado Miguens,^{134,137b} D. Madaffari,¹⁷¹ R. Madar,³⁷ W. F. Mader,⁴⁶ A. Madsen,⁴⁴ N. Madysa,⁴⁶ J. Maeda,⁸⁰ K. Maekawa,¹⁶⁰ S. Maeland,¹⁷ T. Maeno,²⁹ A. S. Maevskiy,¹¹¹ V. Magerl,⁵⁰ C. Maidantchik,^{78b} T. Maier,¹¹² A. Maio,^{137a,137b,137d} O. Majersky,^{28a} S. Majewski,¹²⁸ Y. Makida,⁷⁹ N. Makovec,¹²⁹ B. Malaescu,¹³³ Pa. Malecki,⁸² V. P. Maleev,¹³⁵ F. Malek,⁵⁶ U. Mallik,⁷⁵ D. Malon,⁶ C. Malone,³¹ S. Maltezos,¹⁰ S. Malyukov,³⁵ J. Mamuzic,¹⁷¹ G. Mancini,⁴⁹ I. Mandić,⁸⁹ J. Maneira,^{137a} L. Manhaes de Andrade Filho,^{78a} J. Manjarres Ramos,⁴⁶ K. H. Mankinen,⁹⁴ A. Mann,¹¹² A. Manousos,⁷⁴ B. Mansoulie,¹⁴² J. D. Mansour,^{15a} M. Mantoani,⁵¹ S. Manzoni,^{66a,66b} G. Marceca,³⁰ L. March,⁵² L. Marchese,¹³² G. Marchiori,¹³³ M. Marcisovsky,¹³⁸ C. A. Marin Tobon,³⁵ M. Marjanovic,³⁷ D. E. Marley,¹⁰³ F. Marroquim,^{78b} Z. Marshall,¹⁸ M. U. F. Martensson,¹⁶⁹ S. Marti-Garcia,¹⁷¹ C. B. Martin,¹²³ T. A. Martin,¹⁷⁵ V. J. Martin,⁴⁸ B. Martin dit Latour,¹⁷ M. Martinez,^{14,z} V. I. Martinez Outschoorn,¹⁰⁰ S. Martin-Haugh,¹⁴¹ V. S. Martoiu,^{27b} A. C. Martyniuk,⁹² A. Marzin,³⁵ L. Masetti,⁹⁷ T. Mashimo,¹⁶⁰ R. Mashinistov,¹⁰⁸ J. Masik,⁹⁸ A. L. Maslennikov,^{120b,120a} L. H. Mason,¹⁰² L. Massa,^{71a,71b} P. Massarotti,^{67a,67b} P. Mastrandrea,⁵ A. Mastroberardino,^{40b,40a} T. Masubuchi,¹⁶⁰ P. Mättig,¹⁷⁹ J. Maurer,^{27b} B. Maček,⁸⁹ S. J. Maxfield,⁸⁸ D. A. Maximov,^{120b,120a} R. Mazini,¹⁵⁵ I. Maznas,¹⁵⁹ S. M. Mazza,¹⁴³ N. C. Mc Fadden,¹¹⁶ G. Mc Goldrick,¹⁶⁴ S. P. Mc Kee,¹⁰³ A. McCarn,¹⁰³ T. G. McCarthy,¹¹³ L. I. McClymont,⁹² E. F. McDonald,¹⁰² J. A. Mcfayden,³⁵ G. Mchedlidze,⁵¹ M. A. McKay,⁴¹ K. D. McLean,¹⁷³ S. J. McMahon,¹⁴¹ P. C. McNamara,¹⁰² C. J. McNicol,¹⁷⁵ R. A. McPherson,^{173,o} J. E. Mdhluli,^{32c} Z. A. Meadows,¹⁰⁰ S. Meehan,¹⁴⁵ T. M. Megy,⁵⁰ S. Mehlhase,¹¹²

- A. Mehta,⁸⁸ T. Meideck,⁵⁶ B. Meirose,⁴² D. Melini,^{171,nn} B. R. Mellado Garcia,^{32c} J. D. Mellenthin,⁵¹ M. Melo,^{28a} F. Meloni,⁴⁴ A. Melzer,²⁴ S. B. Menary,⁹⁸ E. D. Mendes Gouveia,^{137a} L. Meng,⁸⁸ X. T. Meng,¹⁰³ A. Mengarelli,^{23b,23a} S. Menke,¹¹³ E. Meoni,^{40b,40a} S. Mergelmeyer,¹⁹ C. Merlassino,²⁰ P. Mermod,⁵² L. Merola,^{67a,67b} C. Meroni,^{66a} F. S. Merritt,³⁶ A. Messina,^{70a,70b} J. Metcalfe,⁶ A. S. Mete,¹⁶⁸ C. Meyer,¹³⁴ J. Meyer,¹⁵⁷ J.-P. Meyer,¹⁴² H. Meyer Zu Theenhausen,^{59a} F. Miano,¹⁵³ R. P. Middleton,¹⁴¹ L. Mijović,⁴⁸ G. Mikenberg,¹⁷⁷ M. Mikesstikova,¹³⁸ M. Mikuž,⁸⁹ M. Milesi,¹⁰² A. Milic,¹⁶⁴ D. A. Millar,⁹⁰ D. W. Miller,³⁶ A. Milov,¹⁷⁷ D. A. Milstead,^{43a,43b} A. A. Minaenko,¹²¹ M. Miñano Moya,¹⁷¹ I. A. Minashvili,^{156b} A. I. Mincer,¹²² B. Mindur,^{81a} M. Mineev,⁷⁷ Y. Minegishi,¹⁶⁰ Y. Ming,¹⁷⁸ L. M. Mir,¹⁴ A. Mirto,^{65a,65b} K. P. Mistry,¹³⁴ T. Mitani,¹⁷⁶ J. Mitrevski,¹¹² V. A. Mitsou,¹⁷¹ A. Miucci,²⁰ P. S. Miyagawa,¹⁴⁶ A. Mizukami,⁷⁹ J. U. Mjörnmark,⁹⁴ T. Mkrtchyan,¹⁸¹ M. Mlynarikova,¹⁴⁰ T. Moa,^{43a,43b} K. Mochizuki,¹⁰⁷ P. Mogg,⁵⁰ S. Mohapatra,³⁸ S. Molander,^{43a,43b} R. Moles-Valls,²⁴ M. C. Mondragon,¹⁰⁴ K. Mönig,⁴⁴ J. Monk,³⁹ E. Monnier,⁹⁹ A. Montalbano,¹⁴⁹ J. Montejo Berlingen,³⁵ F. Monticelli,⁸⁶ S. Monzani,^{66a} N. Morange,¹²⁹ D. Moreno,²² M. Moreno Llacer,³⁵ P. Morettini,^{53b} M. Morgenstern,¹¹⁸ S. Morgenstern,⁴⁶ D. Mori,¹⁴⁹ M. Morii,⁵⁷ M. Morinaga,¹⁷⁶ V. Morisbak,¹³¹ A. K. Morley,³⁵ G. Mornacchi,³⁵ A. P. Morris,⁹² J. D. Morris,⁹⁰ L. Morvaj,¹⁵² P. Moschovakos,¹⁰ M. Mosidze,^{156b} H. J. Moss,¹⁴⁶ J. Moss,^{150,oo} K. Motohashi,¹⁶² R. Mount,¹⁵⁰ E. Mountricha,³⁵ E. J. W. Moyse,¹⁰⁰ S. Muanza,⁹⁹ F. Mueller,¹¹³ J. Mueller,¹³⁶ R. S. P. Mueller,¹¹² D. Muenstermann,⁸⁷ G. A. Mullier,²⁰ F. J. Munoz Sanchez,⁹⁸ P. Murin,^{28b} W. J. Murray,^{175,141} A. Murrone,^{66a,66b} M. Muškinja,⁸⁹ C. Mwewa,^{32a} A. G. Myagkov,^{121,pp} J. Myers,¹²⁸ M. Myska,¹³⁹ B. P. Nachman,¹⁸ O. Nackenhorst,⁴⁵ K. Nagai,¹³² K. Nagano,⁷⁹ Y. Nagasaka,⁶⁰ M. Nagel,⁵⁰ E. Nagy,⁹⁹ A. M. Nairz,³⁵ Y. Nakahama,¹¹⁵ K. Nakamura,⁷⁹ T. Nakamura,¹⁶⁰ I. Nakano,¹²⁴ H. Nanjo,¹³⁰ F. Napolitano,^{59a} R. F. Naranjo Garcia,⁴⁴ R. Narayan,¹¹ D. I. Narrias Villar,^{59a} I. Naryshkin,¹³⁵ T. Naumann,⁴⁴ G. Navarro,²² R. Nayyar,⁷ H. A. Neal,^{103,a} P. Y. Nechaeva,¹⁰⁸ T. J. Neep,¹⁴² A. Negri,^{68a,68b} M. Negrini,^{23b} S. Nektarijevic,¹¹⁷ C. Nellist,⁵¹ M. E. Nelson,¹³² S. Nemecek,¹³⁸ P. Nemethy,¹²² M. Nessi,^{35,qq} M. S. Neubauer,¹⁷⁰ M. Neumann,¹⁷⁹ P. R. Newman,²¹ T. Y. Ng,^{61c} Y. S. Ng,¹⁹ H. D. N. Nguyen,⁹⁹ T. Nguyen Manh,¹⁰⁷ E. Nibigira,³⁷ R. B. Nickerson,¹³² R. Nicolaidou,¹⁴² J. Nielsen,¹⁴³ N. Nikiforou,¹¹ V. Nikolaenko,^{121,pp} I. Nikolic-Audit,¹³³ K. Nikolopoulos,²¹ P. Nilsson,²⁹ Y. Ninomiya,⁷⁹ A. Nisati,^{70a} N. Nishu,^{58c} R. Nisius,¹¹³ I. Nitsche,⁴⁵ T. Nitta,¹⁷⁶ T. Nobe,¹⁶⁰ Y. Noguchi,⁸³ M. Nomachi,¹³⁰ I. Nomidis,¹³³ M. A. Nomura,²⁹ T. Nooney,⁹⁰ M. Nordberg,³⁵ N. Norjoharuddeen,¹³² T. Novak,⁸⁹ O. Novgorodova,⁴⁶ R. Novotny,¹³⁹ L. Nozka,¹²⁷ K. Ntekas,¹⁶⁸ E. Nurse,⁹² F. Nuti,¹⁰² F. G. Oakham,^{33,f} H. Oberlack,¹¹³ T. Obermann,²⁴ J. Ocariz,¹³³ A. Ochi,⁸⁰ I. Ochoa,³⁸ J. P. Ochoa-Ricoux,^{144a} K. O'Connor,²⁶ S. Oda,⁸⁵ S. Odaka,⁷⁹ S. Oerdek,⁵¹ A. Oh,⁹⁸ S. H. Oh,⁴⁷ C. C. Ohm,¹⁵¹ H. Oide,^{53b,53a} M. L. Ojeda,¹⁶⁴ H. Okawa,¹⁶⁶ Y. Okazaki,⁸³ Y. Okumura,¹⁶⁰ T. Okuyama,⁷⁹ A. Olariu,^{27b} L. F. Oleiro Seabra,^{137a} S. A. Olivares Pino,^{144a} D. Oliveira Damazio,²⁹ J. L. Oliver,¹ M. J. R. Olsson,³⁶ A. Olszewski,⁸² J. Olszowska,⁸² D. C. O'Neil,¹⁴⁹ A. Onofre,^{137a,137e} K. Onogi,¹¹⁵ P. U. E. Onyisi,¹¹ H. Oppen,¹³¹ M. J. Oreglia,³⁶ Y. Oren,¹⁵⁸ D. Orestano,^{72a,72b} E. C. Orgill,⁹⁸ N. Orlando,^{61b} A. A. O'Rourke,⁴⁴ R. S. Orr,¹⁶⁴ B. Osculati,^{53b,53a,a} V. O'Shea,⁵⁵ R. Ospanov,^{58a} G. Otero y Garzon,³⁰ H. Otono,⁸⁵ M. Ouchrif,^{34d} F. Ould-Saada,¹³¹ A. Ouraou,¹⁴² Q. Ouyang,^{15a} M. Owen,⁵⁵ R. E. Owen,²¹ V. E. Ozcan,^{12c} N. Ozturk,⁸ J. Pacalt,¹²⁷ H. A. Pacey,³¹ K. Pachal,¹⁴⁹ A. Pacheco Pages,¹⁴ L. Pacheco Rodriguez,¹⁴² C. Padilla Aranda,¹⁴ S. Pagan Griso,¹⁸ M. Paganini,¹⁸⁰ G. Palacino,⁶³ S. Palazzo,^{40b,40a} S. Palestini,³⁵ M. Palka,^{81b} D. Pallin,³⁷ I. Panagoulas,¹⁰ C. E. Pandini,³⁵ J. G. Panduro Vazquez,⁹¹ P. Pani,³⁵ G. Panizzo,^{64a,64c} L. Paolozzi,⁵² T. D. Papadopoulou,¹⁰ K. Papageorgiou,^{9,v} A. Paramonov,⁶ D. Paredes Hernandez,^{61b} S. R. Paredes Saenz,¹³² B. Parida,^{58c} A. J. Parker,⁸⁷ K. A. Parker,⁴⁴ M. A. Parker,³¹ F. Parodi,^{53b,53a} J. A. Parsons,³⁸ U. Parzefall,⁵⁰ V. R. Pascuzzi,¹⁶⁴ J. M. P. Pasner,¹⁴³ E. Pasqualucci,^{70a} S. Passaggio,^{53b} F. Pastore,⁹¹ P. Pasuwan,^{43a,43b} S. Patariaia,⁹⁷ J. R. Pater,⁹⁸ A. Pathak,^{178,g} T. Pauly,³⁵ B. Pearson,¹¹³ M. Pedersen,¹³¹ L. Pedraza Diaz,¹¹⁷ R. Pedro,^{137a,137b} S. V. Peleganchuk,^{120b,120a} O. Penc,¹³⁸ C. Peng,^{15d} H. Peng,^{58a} B. S. Peralva,^{78a} M. M. Perego,¹⁴² A. P. Pereira Peixoto,^{137a} D. V. Perepelitsa,²⁹ F. Peri,¹⁹ L. Perini,^{66a,66b} H. Pernegger,³⁵ S. Perrella,^{67a,67b} V. D. Peshekhonov,^{77,a} K. Peters,⁴⁴ R. F. Y. Peters,⁹⁸ B. A. Petersen,³⁵ T. C. Petersen,³⁹ E. Petit,⁵⁶ A. Petridis,¹ C. Petridou,¹⁵⁹ P. Petroff,¹²⁹ M. Petrov,¹³² F. Petrucci,^{72a,72b} M. Pettee,¹⁸⁰ N. E. Pettersson,¹⁰⁰ A. Peyaud,¹⁴² R. Pezoa,^{144b} T. Pham,¹⁰² F. H. Phillips,¹⁰⁴ P. W. Phillips,¹⁴¹ G. Piacquadio,¹⁵² E. Pianori,¹⁸ A. Picazio,¹⁰⁰ M. A. Pickering,¹³² R. H. Pickles,⁹⁸ R. Piegaia,³⁰ J. E. Pilcher,³⁶ A. D. Pilkington,⁹⁸ M. Pinamonti,^{71a,71b} J. L. Pinfold,³ M. Pitt,¹⁷⁷ M.-A. Pleier,²⁹ V. Pleskot,¹⁴⁰ E. Plotnikova,⁷⁷ D. Pluth,⁷⁶ P. Podberezko,^{120b,120a} R. Poettgen,⁹⁴ R. Poggi,⁵² L. Poggioli,¹²⁹ I. Pogrebnnyak,¹⁰⁴ D. Pohl,²⁴ I. Pokharel,⁵¹ G. Polesello,^{68a} A. Poley,⁴⁴ A. Policicchio,^{70a,70b} R. Polifka,³⁵ A. Polini,^{23b} C. S. Pollard,⁴⁴ V. Polychronakos,²⁹ D. Ponomarenko,¹¹⁰ L. Pontecorvo,³⁵ G. A. Popeneciu,^{27d} D. M. Portillo Quintero,¹³³ S. Pospisil,¹³⁹ K. Potamianos,⁴⁴ I. N. Potrap,⁷⁷ C. J. Potter,³¹ H. Potti,¹¹ T. Poulsen,⁹⁴ J. Poveda,³⁵ T. D. Powell,¹⁴⁶ M. E. Pozo Astigarraga,³⁵ P. Pralavorio,⁹⁹ S. Prell,⁷⁶

- D. Price,⁹⁸ M. Primavera,^{65a} S. Prince,¹⁰¹ N. Proklova,¹¹⁰ K. Prokofiev,^{61c} F. Prokoshin,^{144b} S. Protopopescu,²⁹ J. Proudfoot,⁶ M. Przybycien,^{81a} A. Puri,¹⁷⁰ P. Puzo,¹²⁹ J. Qian,¹⁰³ Y. Qin,⁹⁸ A. Quadt,⁵¹ M. Queitsch-Maitland,⁴⁴ A. Qureshi,¹ P. Rados,¹⁰² F. Ragusa,^{66a,66b} G. Rahal,⁹⁵ J. A. Raine,⁵² S. Rajagopalan,²⁹ A. Ramirez Morales,⁹⁰ T. Rashid,¹²⁹ S. Raspopov,⁵ M. G. Ratti,^{66a,66b} D. M. Rauch,⁴⁴ F. Rauscher,¹¹² S. Rave,⁹⁷ B. Ravina,¹⁴⁶ I. Ravinovich,¹⁷⁷ J. H. Rawling,⁹⁸ M. Raymond,³⁵ A. L. Read,¹³¹ N. P. Readioff,⁵⁶ M. Reale,^{65a,65b} D. M. Rebutti,^{68a,68b} A. Redelbach,¹⁷⁴ G. Redlinger,²⁹ R. Reece,¹⁴³ R. G. Reed,^{32c} K. Reeves,⁴² L. Rehnisch,¹⁹ J. Reichert,¹³⁴ A. Reiss,⁹⁷ C. Rembser,³⁵ H. Ren,^{15d} M. Rescigno,^{70a} S. Resconi,^{66a} E. D. Resseguie,¹³⁴ S. Rettie,¹⁷² E. Reynolds,²¹ O. L. Rezanova,^{120b,120a} P. Reznicek,¹⁴⁰ E. Ricci,^{73a,73b} R. Richter,¹¹³ S. Richter,⁹² E. Richter-Was,^{81b} O. Ricken,²⁴ M. Ridel,¹³³ P. Rieck,¹¹³ C. J. Riegel,¹⁷⁹ O. Rifki,⁴⁴ M. Rijssenbeek,¹⁵² A. Rimoldi,^{68a,68b} M. Rimoldi,²⁰ L. Rinaldi,^{23b} G. Ripellino,¹⁵¹ B. Ristić,⁸⁷ E. Ritsch,³⁵ I. Riu,¹⁴ J. C. Rivera Vergara,^{144a} F. Rizatdinova,¹²⁶ E. Rizvi,⁹⁰ C. Rizzi,¹⁴ R. T. Roberts,⁹⁸ S. H. Robertson,^{101,o} D. Robinson,³¹ J. E. M. Robinson,⁴⁴ A. Robson,⁵⁵ E. Rocco,⁹⁷ C. Roda,^{69a,69b} Y. Rodina,⁹⁹ S. Rodriguez Bosca,¹⁷¹ A. Rodriguez Perez,¹⁴ D. Rodriguez Rodriguez,¹⁷¹ A. M. Rodríguez Vera,^{165b} S. Roe,³⁵ C. S. Rogan,⁵⁷ O. Røhne,¹³¹ R. Röhrig,¹¹³ C. P. A. Roland,⁶³ J. Roloff,⁵⁷ A. Romaniouk,¹¹⁰ M. Romano,^{23b,23a} N. Rompotis,⁸⁸ M. Ronzani,¹²² L. Roos,¹³³ S. Rosati,^{70a} K. Rosbach,⁵⁰ P. Rose,¹⁴³ N.-A. Rosien,⁵¹ E. Rossi,⁴⁴ E. Rossi,^{67a,67b} L. P. Rossi,^{53b} L. Rossini,^{66a,66b} J. H. N. Rosten,³¹ R. Rosten,¹⁴ M. Rotaru,^{27b} J. Rothberg,¹⁴⁵ D. Rousseau,¹²⁹ A. Roy,¹¹ D. Roy,^{32c} A. Rozanov,⁹⁹ Y. Rozen,¹⁵⁷ X. Ruan,^{32c} F. Rubbo,¹⁵⁰ F. Rühr,⁵⁰ A. Ruiz-Martinez,¹⁷¹ Z. Rurikova,⁵⁰ N. A. Rusakovich,⁷⁷ H. L. Russell,¹⁰¹ J. P. Rutherford,⁷ E. M. Rüttinger,^{44,r} Y. F. Ryabov,¹³⁵ M. Rybar,¹⁷⁰ G. Rybkin,¹²⁹ S. Ryu,⁶ A. Ryzhov,¹²¹ G. F. Rzehorz,⁵¹ P. Sabatini,⁵¹ G. Sabato,¹¹⁸ S. Sacerdoti,¹²⁹ H. F.-W. Sadrozinski,¹⁴³ R. Sadykov,⁷⁷ F. Safai Tehrani,^{70a} P. Saha,¹¹⁹ M. Sahinsoy,^{59a} A. Sahu,¹⁷⁹ M. Saimpert,⁴⁴ M. Saito,¹⁶⁰ T. Saito,¹⁶⁰ H. Sakamoto,¹⁶⁰ A. Sakharov,^{122,jj} D. Salamani,⁵² G. Salamanna,^{72a,72b} J. E. Salazar Loyola,^{144b} D. Salek,¹¹⁸ P. H. Sales De Bruin,¹⁶⁹ D. Salihagic,¹¹³ A. Salnikov,¹⁵⁰ J. Salt,¹⁷¹ D. Salvatore,^{40b,40a} F. Salvatore,¹⁵³ A. Salvucci,^{61a,61b,61c} A. Salzburger,³⁵ J. Samarati,³⁵ D. Sammel,⁵⁰ D. Sampsonidis,¹⁵⁹ D. Sampsonidou,¹⁵⁹ J. Sánchez,¹⁷¹ A. Sanchez Pineda,^{64a,64c} H. Sandaker,¹³¹ C. O. Sander,⁴⁴ M. Sandhoff,¹⁷⁹ C. Sandoval,²² D. P. C. Sankey,¹⁴¹ M. Sannino,^{53b,53a} Y. Sano,¹¹⁵ A. Sansoni,⁴⁹ C. Santoni,³⁷ H. Santos,^{137a} I. Santoyo Castillo,¹⁵³ A. Santra,¹⁷¹ A. Saponov,⁷⁷ J. G. Saraiva,^{137a,137d} O. Sasaki,⁷⁹ K. Sato,¹⁶⁶ E. Sauvan,⁵ P. Savard,^{164,f} N. Savic,¹¹³ R. Sawada,¹⁶⁰ C. Sawyer,¹⁴¹ L. Sawyer,^{93,x} C. Sbarra,^{23b} A. Sbrizzi,^{23a} T. Scanlon,⁹² J. Schaarschmidt,¹⁴⁵ P. Schacht,¹¹³ B. M. Schachtner,¹¹² D. Schaefer,³⁶ L. Schaefer,¹³⁴ J. Schaeffer,⁹⁷ S. Schaepe,³⁵ U. Schäfer,⁹⁷ A. C. Schaffer,¹²⁹ D. Schaile,¹¹² R. D. Schamberger,¹⁵² N. Scharmberg,⁹⁸ V. A. Schegelsky,¹³⁵ D. Scheirich,¹⁴⁰ F. Schenck,¹⁹ M. Schernau,¹⁶⁸ C. Schiavi,^{53b,53a} S. Schier,¹⁴³ L. K. Schildgen,²⁴ Z. M. Schillaci,²⁶ E. J. Schioppa,³⁵ M. Schioppa,^{40b,40a} K. E. Schleicher,⁵⁰ S. Schlenker,³⁵ K. R. Schmidt-Sommerfeld,¹¹³ K. Schmieden,³⁵ C. Schmitt,⁹⁷ S. Schmitt,⁴⁴ S. Schmitz,⁹⁷ J. C. Schmoeckel,⁴⁴ U. Schnoor,⁵⁰ L. Schoeffel,¹⁴² A. Schoening,^{59b} E. Schopf,²⁴ M. Schott,⁹⁷ J. F. P. Schouwenberg,¹¹⁷ J. Schovancova,³⁵ S. Schramm,⁵² A. Schulte,⁹⁷ H.-C. Schultz-Coulon,^{59a} M. Schumacher,⁵⁰ B. A. Schumm,¹⁴³ Ph. Schune,¹⁴² A. Schwartzman,¹⁵⁰ T. A. Schwarz,¹⁰³ H. Schweiger,⁹⁸ Ph. Schwemling,¹⁴² R. Schwienhorst,¹⁰⁴ A. Sciandra,²⁴ G. Sciolla,²⁶ M. Scornajenghi,^{40b,40a} F. Scuri,^{69a} F. Scutti,¹⁰² L. M. Scyboz,¹¹³ J. Searcy,¹⁰³ C. D. Sebastiani,^{70a,70b} P. Seema,²⁴ S. C. Seidel,¹¹⁶ A. Seiden,¹⁴³ T. Seiss,³⁶ J. M. Seixas,^{78b} G. Sekhniaidze,^{67a} K. Sekhon,¹⁰³ S. J. Sekula,⁴¹ N. Semprini-Cesari,^{23b,23a} S. Sen,⁴⁷ S. Senkin,³⁷ C. Serfon,¹³¹ L. Serin,¹²⁹ L. Serkin,^{64a,64b} M. Sessa,^{72a,72b} H. Severini,¹²⁵ F. Sforza,¹⁶⁷ A. Sfyrila,⁵² E. Shabalina,⁵¹ J. D. Shahinian,¹⁴³ N. W. Shaikh,^{43a,43b} L. Y. Shan,^{15a} R. Shang,¹⁷⁰ J. T. Shank,²⁵ M. Shapiro,¹⁸ A. S. Sharma,¹ A. Sharma,¹³² P. B. Shatalov,¹⁰⁹ K. Shaw,¹⁵³ S. M. Shaw,⁹⁸ A. Shcherbakova,¹³⁵ Y. Shen,¹²⁵ N. Sherafati,³³ A. D. Sherman,²⁵ P. Sherwood,⁹² L. Shi,^{155,ss} S. Shimizu,⁷⁹ C. O. Shimmin,¹⁸⁰ M. Shimojima,¹¹⁴ I. P. J. Shipsey,¹³² S. Shirabe,⁸⁵ M. Shiyakova,⁷⁷ J. Shlomi,¹⁷⁷ A. Shmeleva,¹⁰⁸ D. Shoaleh Saadi,¹⁰⁷ M. J. Shochet,³⁶ S. Shojaii,¹⁰² D. R. Shope,¹²⁵ S. Shrestha,¹²³ E. Shulga,¹¹⁰ P. Sicho,¹³⁸ A. M. Sickles,¹⁷⁰ P. E. Sidebo,¹⁵¹ E. Sideras Haddad,^{32c} O. Sidiropoulou,³⁵ A. Sidoti,^{23b,23a} F. Siegert,⁴⁶ Dj. Sijacki,¹⁶ J. Silva,^{137a} M. Silva Jr.,¹⁷⁸ M. V. Silva Oliveira,^{78a} S. B. Silverstein,^{43a} L. Simic,⁷⁷ S. Simion,¹²⁹ E. Simioni,⁹⁷ M. Simon,⁹⁷ R. Simoniello,⁹⁷ P. Sinervo,¹⁶⁴ N. B. Sinev,¹²⁸ M. Sioli,^{23b,23a} G. Siragusa,¹⁷⁴ I. Siral,¹⁰³ S. Yu. Sivoklov,¹¹¹ J. Sjölin,^{43a,43b} P. Skubic,¹²⁵ M. Slater,²¹ T. Slavicek,¹³⁹ M. Slawinska,⁸² K. Sliwa,¹⁶⁷ R. Slovak,¹⁴⁰ V. Smakhtin,¹⁷⁷ B. H. Smart,⁵ J. Smiesko,^{28a} N. Smirnov,¹¹⁰ S. Yu. Smirnov,¹¹⁰ Y. Smirnov,¹¹⁰ L. N. Smirnova,¹¹¹ O. Smirnova,⁹⁴ J. W. Smith,⁵¹ M. N. K. Smith,³⁸ M. Smizanska,⁸⁷ K. Smolek,¹³⁹ A. Smykiewicz,⁸² A. A. Snesarev,¹⁰⁸ I. M. Snyder,¹²⁸ S. Snyder,²⁹ R. Sobie,^{173,o} A. M. Soffa,¹⁶⁸ A. Soffer,¹⁵⁸ A. Søggaard,⁴⁸ D. A. Soh,¹⁵⁵ G. Sokhrannyi,⁸⁹ C. A. Solans Sanchez,³⁵ M. Solar,¹³⁹ E. Yu. Soldatov,¹¹⁰ U. Soldevila,¹⁷¹ A. A. Solodkov,¹²¹ A. Soloshenko,⁷⁷ O. V. Solovyanov,¹²¹ V. Solovyev,¹³⁵ P. Sommer,¹⁴⁶ H. Son,¹⁶⁷ W. Song,¹⁴¹ W. Y. Song,^{165b} A. Sopczak,¹³⁹ F. Sopkova,^{28b} D. Sosa,^{59b} C. L. Sotiropoulou,^{69a,69b}

- S. Sottocornola,^{68a,68b} R. Soualah,^{64a,64c,tt} A. M. Soukharev,^{120b,120a} D. South,⁴⁴ B. C. Sowden,⁹¹ S. Spagnolo,^{65a,65b} M. Spalla,¹¹³ M. Spangenberg,¹⁷⁵ F. Spanò,⁹¹ D. Sperlich,¹⁹ F. Spettel,¹¹³ T. M. Spieker,^{59a} R. Spighi,^{23b} G. Spigo,³⁵ L. A. Spiller,¹⁰² D. P. Spiteri,⁵⁵ M. Spousta,¹⁴⁰ A. Stabile,^{66a,66b} R. Stamen,^{59a} S. Stamm,¹⁹ E. Stanecka,⁸² R. W. Staneck,⁶ C. Stancescu,^{72a} B. Stanislaus,¹³² M. M. Stanitzki,⁴⁴ B. Stapf,¹¹⁸ S. Stapnes,¹³¹ E. A. Starchenko,¹²¹ G. H. Stark,³⁶ J. Stark,⁵⁶ S. H. Stark,³⁹ P. Staroba,¹³⁸ P. Starovoitov,^{59a} S. Stärz,³⁵ R. Staszewski,⁸² M. Stegler,⁴⁴ P. Steinberg,²⁹ B. Stelzer,¹⁴⁹ H. J. Stelzer,³⁵ O. Stelzer-Chilton,^{165a} H. Stenzel,⁵⁴ T. J. Stevenson,⁹⁰ G. A. Stewart,³⁵ M. C. Stockton,¹²⁸ G. Stoicea,^{27b} P. Stolte,⁵¹ S. Stonjek,¹¹³ A. Straessner,⁴⁶ J. Strandberg,¹⁵¹ S. Strandberg,^{43a,43b} M. Strauss,¹²⁵ P. Strizenec,^{28b} R. Ströhmer,¹⁷⁴ D. M. Strom,¹²⁸ R. Stroynowski,⁴¹ A. Strubig,⁴⁸ S. A. Stucci,²⁹ B. Stugu,¹⁷ J. Stupak,¹²⁵ N. A. Styles,⁴⁴ D. Su,¹⁵⁰ J. Su,¹³⁶ S. Suchek,^{59a} Y. Sugaya,¹³⁰ M. Suk,¹³⁹ V. V. Sulin,¹⁰⁸ D. M. S. Sultan,⁵² S. Sultansoy,^{4c} T. Sumida,⁸³ S. Sun,¹⁰³ X. Sun,³ K. Suruliz,¹⁵³ C. J. E. Suster,¹⁵⁴ M. R. Sutton,¹⁵³ S. Suzuki,⁷⁹ M. Svatos,¹³⁸ M. Swiatkowski,³⁶ S. P. Swift,² A. Sydorenko,⁹⁷ I. Sykora,^{28a} T. Sykora,¹⁴⁰ D. Ta,⁹⁷ K. Tackmann,^{44,uu} J. Taenzer,¹⁵⁸ A. Taffard,¹⁶⁸ R. Tafirout,^{165a} E. Tahirovic,⁹⁰ N. Taiblum,¹⁵⁸ H. Takai,²⁹ R. Takashima,⁸⁴ E. H. Takasugi,¹¹³ K. Takeda,⁸⁰ T. Takeshita,¹⁴⁷ Y. Takubo,⁷⁹ M. Talby,⁹⁹ A. A. Talyshchev,^{120b,120a} J. Tanaka,¹⁶⁰ M. Tanaka,¹⁶² R. Tanaka,¹²⁹ B. B. Tannenwald,¹²³ S. Tapia Araya,^{144b} S. Tapprogge,⁹⁷ A. Tarek Abouelfadl Mohamed,¹³³ S. Tarem,¹⁵⁷ G. Tarna,^{27b,s} G. F. Tartarelli,^{66a} P. Tas,¹⁴⁰ M. Tasevsky,¹³⁸ T. Tashiro,⁸³ E. Tassi,^{40b,40a} A. Tavares Delgado,^{137a,137b} Y. Tayalati,^{34e} A. C. Taylor,¹¹⁶ A. J. Taylor,⁴⁸ G. N. Taylor,¹⁰² P. T. E. Taylor,¹⁰² W. Taylor,^{165b} A. S. Tee,⁸⁷ P. Teixeira-Dias,⁹¹ H. Ten Kate,³⁵ P. K. Teng,¹⁵⁵ J. J. Teoh,¹¹⁸ F. Tepel,¹⁷⁹ S. Terada,⁷⁹ K. Terashi,¹⁶⁰ J. Terron,⁹⁶ S. Terzo,¹⁴ M. Testa,⁴⁹ R. J. Teuscher,^{164,o} S. J. Thais,¹⁸⁰ T. Theveneaux-Pelzer,⁴⁴ F. Thiele,³⁹ D. W. Thomas,⁹¹ J. P. Thomas,²¹ A. S. Thompson,⁵⁵ P. D. Thompson,²¹ L. A. Thomsen,¹⁸⁰ E. Thomson,¹³⁴ Y. Tian,³⁸ R. E. Ticse Torres,⁵¹ V. O. Tikhomirov,^{108,vv} Yu. A. Tikhonov,^{120b,120a} S. Timoshenko,¹¹⁰ P. Tipton,¹⁸⁰ S. Tisserant,⁹⁹ K. Todome,¹⁶² S. Todorova-Nova,⁵ S. Todt,⁴⁶ J. Tojo,⁸⁵ S. Tokár,^{28a} K. Tokushuku,⁷⁹ E. Tolley,¹²³ K. G. Tomiwa,^{32c} M. Tomoto,¹¹⁵ L. Tompkins,^{150,ii} K. Toms,¹¹⁶ B. Tong,⁵⁷ P. Tornambe,⁵⁰ E. Torrence,¹²⁸ H. Torres,⁴⁶ E. Torró Pastor,¹⁴⁵ C. Toscirì,¹³² J. Toth,^{99,ww} F. Touchard,⁹⁹ D. R. Tovey,¹⁴⁶ C. J. Treado,¹²² T. Trefzger,¹⁷⁴ F. Tresoldi,¹⁵³ A. Tricoli,²⁹ I. M. Trigger,^{165a} S. Trincas-Duvoid,¹³³ M. F. Tripiana,¹⁴ W. Trischuk,¹⁶⁴ B. Trocmé,⁵⁶ A. Trofymov,¹²⁹ C. Troncon,^{66a} M. Trovatelli,¹⁷³ F. Trovato,¹⁵³ L. Truong,^{32b} M. Trzebinski,⁸² A. Trzupek,⁸² F. Tsai,⁴⁴ J. C.-L. Tseng,¹³² P. V. Tsiarshka,¹⁰⁵ A. Tsirigotis,¹⁵⁹ N. Tsirintanis,⁹ V. Tsiskaridze,¹⁵² E. G. Tskhadadze,^{156a} I. I. Tsukerman,¹⁰⁹ V. Tsulaia,¹⁸ S. Tsuno,⁷⁹ D. Tsybychev,¹⁵² Y. Tu,^{61b} A. Tudorache,^{27b} V. Tudorache,^{27b} T. T. Tulbure,^{27a} A. N. Tuna,⁵⁷ S. Turchikhin,⁷⁷ D. Turgeman,¹⁷⁷ I. Turk Cakir,^{4b,xx} R. Turra,^{66a} P. M. Tuts,³⁸ E. Tzovara,⁹⁷ G. Uccelli,^{23b,23a} I. Ueda,⁷⁹ M. Ughetto,^{43a,43b} F. Ukegawa,¹⁶⁶ G. Unal,³⁵ A. Undrus,²⁹ G. Unel,¹⁶⁸ F. C. Ungaro,¹⁰² Y. Unno,⁷⁹ K. Uno,¹⁶⁰ J. Urban,^{28b} P. Urquijo,¹⁰² P. Urrejola,⁹⁷ G. Usai,⁸ J. Usui,⁷⁹ L. Vacavant,⁹⁹ V. Vacek,¹³⁹ B. Vachon,¹⁰¹ K. O. H. Vadla,¹³¹ A. Vaidya,⁹² C. Valderanis,¹¹² E. Valdes Santurio,^{43a,43b} M. Valente,⁵² S. Valentinetti,^{23b,23a} A. Valero,¹⁷¹ L. Valéry,⁴⁴ R. A. Vallance,²¹ A. Vallier,⁵ J. A. Valls Ferrer,¹⁷¹ T. R. Van Daalen,¹⁴ H. Van der Graaf,¹¹⁸ P. Van Gemmeren,⁶ J. Van Nieuwkoop,¹⁴⁹ I. Van Vulpen,¹¹⁸ M. Vanadia,^{71a,71b} W. Vandelli,³⁵ A. Vaniachine,¹⁶³ P. Vankov,¹¹⁸ R. Vari,^{70a} E. W. Varnes,⁷ C. Varni,^{53b,53a} T. Varol,⁴¹ D. Varouchas,¹²⁹ K. E. Varvell,¹⁵⁴ G. A. Vasquez,^{144b} J. G. Vasquez,¹⁸⁰ F. Vazeille,³⁷ D. Vazquez Furelos,¹⁴ T. Vazquez Schroeder,¹⁰¹ J. Veatch,⁵¹ V. Vecchio,^{72a,72b} L. M. Veloce,¹⁶⁴ F. Veloso,^{137a,137c} S. Veneziano,^{70a} A. Ventura,^{65a,65b} M. Venturi,¹⁷³ N. Venturi,³⁵ V. Vercesi,^{68a} M. Verducci,^{72a,72b} C. M. Vergel Infante,⁷⁶ C. Vergis,²⁴ W. Verkerke,¹¹⁸ A. T. Vermeulen,¹¹⁸ J. C. Vermeulen,¹¹⁸ M. C. Vetterli,^{149,f} N. Viaux Maira,^{144b} M. Vicente Barreto Pinto,⁵² I. Vichou,^{170,a} T. Vickey,¹⁴⁶ O. E. Vickey Boeriu,¹⁴⁶ G. H. A. Viehhauser,¹³² S. Viel,¹⁸ L. Vigani,¹³² M. Villa,^{23b,23a} M. Villaplana Perez,^{66a,66b} E. Vilucchi,⁴⁹ M. G. Vincet,³³ V. B. Vinogradov,⁷⁷ A. Vishwakarma,⁴⁴ C. Vittori,^{23b,23a} I. Vivarelli,¹⁵³ S. Vlachos,¹⁰ M. Vogel,¹⁷⁹ P. Vokac,¹³⁹ G. Volpi,¹⁴ S. E. von Buddenbrock,^{32c} E. Von Toerne,²⁴ V. Vorobel,¹⁴⁰ K. Vorobev,¹¹⁰ M. Vos,¹⁷¹ J. H. Vossebeld,⁸⁸ N. Vranjes,¹⁶ M. Vranjes Milosavljevic,¹⁶ V. Vrba,¹³⁹ M. Vreeswijk,¹¹⁸ T. Šfiligoj,⁸⁹ R. Vuillermet,³⁵ I. Vukotic,³⁶ T. Ženiš,^{28a} L. Živković,¹⁶ P. Wagner,²⁴ W. Wagner,¹⁷⁹ J. Wagner-Kuhr,¹¹² H. Wahlberg,⁸⁶ S. Wahrmond,⁴⁶ K. Wakamiya,⁸⁰ V. M. Walbrecht,¹¹³ J. Walder,⁸⁷ R. Walker,¹¹² S. D. Walker,⁹¹ W. Walkowiak,¹⁴⁸ V. Wallangen,^{43a,43b} A. M. Wang,⁵⁷ C. Wang,^{58b,s} F. Wang,¹⁷⁸ H. Wang,¹⁸ H. Wang,³ J. Wang,¹⁵⁴ J. Wang,^{59b} P. Wang,⁴¹ Q. Wang,¹²⁵ R.-J. Wang,¹³³ R. Wang,^{58a} R. Wang,⁶ S. M. Wang,¹⁵⁵ W. T. Wang,^{58a} W. Wang,^{15c,yy} W. X. Wang,^{58a,yy} Y. Wang,^{58a,ll} Z. Wang,^{58c} C. Wanotayaroj,⁴⁴ A. Warburton,¹⁰¹ C. P. Ward,³¹ D. R. Wardrope,⁹² A. Washbrook,⁴⁸ P. M. Watkins,²¹ A. T. Watson,²¹ M. F. Watson,²¹ G. Watts,¹⁴⁵ S. Watts,⁹⁸ B. M. Waugh,⁹² A. F. Webb,¹¹ S. Webb,⁹⁷ C. Weber,¹⁸⁰ M. S. Weber,²⁰ S. A. Weber,³³ S. M. Weber,^{59a} A. R. Weidberg,¹³² B. Weinert,⁶³ J. Weingarten,⁴⁵ M. Weirich,⁹⁷ C. Weiser,⁵⁰ P. S. Wells,³⁵ T. Wenaus,²⁹ T. Wengler,³⁵ S. Wenig,³⁵ N. Wermes,²⁴ M. D. Werner,⁷⁶ P. Werner,³⁵ M. Wessels,^{59a} T. D. Weston,²⁰ K. Whalen,¹²⁸ N. L. Whallon,¹⁴⁵ A. M. Wharton,⁸⁷ A. S. White,¹⁰³ A. White,⁸ M. J. White,¹

R. White,^{144b} D. Whiteson,¹⁶⁸ B. W. Whitmore,⁸⁷ F. J. Wickens,¹⁴¹ W. Wiedenmann,¹⁷⁸ M. WIELERS,¹⁴¹ C. WIGLESWORTH,³⁹
 L. A. M. Wiik-Fuchs,⁵⁰ A. Wildauer,¹¹³ F. Wilk,⁹⁸ H. G. Wilkens,³⁵ L. J. Wilkins,⁹¹ H. H. Williams,¹³⁴ S. Williams,³¹
 C. Willis,¹⁰⁴ S. Willocq,¹⁰⁰ J. A. Wilson,²¹ I. Wingerter-Seez,⁵ E. Winkels,¹⁵³ F. Winklmeier,¹²⁸ O. J. Winston,¹⁵³
 B. T. Winter,²⁴ M. Wittgen,¹⁵⁰ M. Wobisch,⁹³ A. Wolf,⁹⁷ T. M. H. Wolf,¹¹⁸ R. Wolff,⁹⁹ M. W. Wolter,⁸² H. Wolters,^{137a,137c}
 V. W. S. Wong,¹⁷² N. L. Woods,¹⁴³ S. D. Worm,²¹ B. K. Wosiek,⁸² K. W. Woźniak,⁸² K. Wraight,⁵⁵ M. Wu,³⁶ S. L. Wu,¹⁷⁸
 X. Wu,⁵² Y. Wu,^{58a} T. R. Wyatt,⁹⁸ B. M. Wynne,⁴⁸ S. Xella,³⁹ Z. Xi,¹⁰³ L. Xia,¹⁷⁵ D. Xu,^{15a} H. Xu,^{58a,s} L. Xu,²⁹ T. Xu,¹⁴²
 W. Xu,¹⁰³ B. Yabsley,¹⁵⁴ S. Yacoob,^{32a} K. Yajima,¹³⁰ D. P. Yallup,⁹² D. Yamaguchi,¹⁶² Y. Yamaguchi,¹⁶² A. Yamamoto,⁷⁹
 T. Yamanaka,¹⁶⁰ F. Yamane,⁸⁰ M. Yamatani,¹⁶⁰ T. Yamazaki,¹⁶⁰ Y. Yamazaki,⁸⁰ Z. Yan,²⁵ H. J. Yang,^{58c,58d} H. T. Yang,¹⁸
 S. Yang,⁷⁵ Y. Yang,¹⁶⁰ Z. Yang,¹⁷ W-M. Yao,¹⁸ Y. C. Yap,⁴⁴ Y. Yasu,⁷⁹ E. Yatsenko,^{58c,58d} J. Ye,⁴¹ S. Ye,²⁹ I. Yeletsikh,⁷⁷
 E. Yigitbasi,²⁵ E. Yildirim,⁹⁷ K. Yorita,¹⁷⁶ K. Yoshihara,¹³⁴ C. J. S. Young,³⁵ C. Young,¹⁵⁰ J. Yu,⁸ J. Yu,⁷⁶ X. Yue,^{59a}
 S. P. Y. Yuen,²⁴ B. Zabinski,⁸² G. Zacharis,¹⁰ E. Zaffaroni,⁵² R. Zaidan,¹⁴ A. M. Zaitsev,^{121,pp} T. Zakareishvili,^{156b}
 N. Zakharchuk,⁴⁴ J. Zalieckas,¹⁷ S. Zambito,⁵⁷ D. Zanzi,³⁵ D. R. Zaripovas,⁵⁵ S. V. Zeißner,⁴⁵ C. Zeitnitz,¹⁷⁹ G. Zemaityte,¹³²
 J. C. Zeng,¹⁷⁰ Q. Zeng,¹⁵⁰ O. Zenin,¹²¹ D. Zerwas,¹²⁹ M. Zgubič,¹³² D. F. Zhang,^{58b} D. Zhang,¹⁰³ F. Zhang,¹⁷⁸ G. Zhang,^{58a}
 H. Zhang,^{15c} J. Zhang,⁶ L. Zhang,^{15c} L. Zhang,^{58a} M. Zhang,¹⁷⁰ P. Zhang,^{15c} R. Zhang,^{58a} R. Zhang,²⁴ X. Zhang,^{58b}
 Y. Zhang,^{15d} Z. Zhang,¹²⁹ P. Zhao,⁴⁷ X. Zhao,⁴¹ Y. Zhao,^{58b,129,bb} Z. Zhao,^{58a} A. Zhemchugov,⁷⁷ B. Zhou,¹⁰³ C. Zhou,¹⁷⁸
 L. Zhou,⁴¹ M. S. Zhou,^{15d} M. Zhou,¹⁵² N. Zhou,^{58c} Y. Zhou,⁷ C. G. Zhu,^{58b} H. L. Zhu,^{58a} H. Zhu,^{15a} J. Zhu,¹⁰³ Y. Zhu,^{58a}
 X. Zhuang,^{15a} K. Zhukov,¹⁰⁸ V. Zhulanov,^{120b,120a} A. Zibell,¹⁷⁴ D. Zieminska,⁶³ N. I. Zimine,⁷⁷ S. Zimmermann,⁵⁰
 Z. Zinonos,¹¹³ M. Zinser,⁹⁷ M. Ziolkowski,¹⁴⁸ G. Zobernig,¹⁷⁸ A. Zoccoli,^{23b,23a} K. Zoch,⁵¹ T. G. Zorbas,¹⁴⁶ R. Zou,³⁶
 M. Zur Nedden,¹⁹ and L. Zwalinski³⁵

(ATLAS Collaboration)

¹*Department of Physics, University of Adelaide, Adelaide, Australia*²*Physics Department, SUNY Albany, Albany New York, USA*³*Department of Physics, University of Alberta, Edmonton, Alberta, Canada*^{4a}*Department of Physics, Ankara University, Ankara, Turkey*^{4b}*Istanbul Aydin University, Istanbul, Turkey*^{4c}*Division of Physics, TOBB University of Economics and Technology, Ankara, Turkey*⁵*LAPP, Université Grenoble Alpes, Université Savoie Mont Blanc, CNRS/IN2P3, Annecy, France*⁶*High Energy Physics Division, Argonne National Laboratory, Argonne, Illinois, USA*⁷*Department of Physics, University of Arizona, Tucson, Arizona, USA*⁸*Department of Physics, University of Texas at Arlington, Arlington, Texas, USA*⁹*Physics Department, National and Kapodistrian University of Athens, Athens, Greece*¹⁰*Physics Department, National Technical University of Athens, Zografou, Greece*¹¹*Department of Physics, University of Texas at Austin, Austin, Texas, USA*^{12a}*Bahcesehir University, Faculty of Engineering and Natural Sciences, Istanbul, Turkey*^{12b}*Istanbul Bilgi University, Faculty of Engineering and Natural Sciences, Istanbul, Turkey*^{12c}*Department of Physics, Bogazici University, Istanbul, Turkey*^{12d}*Department of Physics Engineering, Gaziantep University, Gaziantep, Turkey*¹³*Institute of Physics, Azerbaijan Academy of Sciences, Baku, Azerbaijan*¹⁴*Institut de Física d'Altes Energies (IFAE), Barcelona Institute of Science and Technology, Barcelona, Spain*^{15a}*Institute of High Energy Physics, Chinese Academy of Sciences, Beijing, China*^{15b}*Physics Department, Tsinghua University, Beijing, China*^{15c}*Department of Physics, Nanjing University, Nanjing, China*^{15d}*University of Chinese Academy of Science (UCAS), Beijing, China*¹⁶*Institute of Physics, University of Belgrade, Belgrade, Serbia*¹⁷*Department for Physics and Technology, University of Bergen, Bergen, Norway*¹⁸*Physics Division, Lawrence Berkeley National Laboratory and University of California, Berkeley, California, USA*¹⁹*Institut für Physik, Humboldt Universität zu Berlin, Berlin, Germany*²⁰*Albert Einstein Center for Fundamental Physics and Laboratory for High Energy Physics, University of Bern, Bern, Switzerland*²¹*School of Physics and Astronomy, University of Birmingham, Birmingham, United Kingdom*²²*Centro de Investigaciones, Universidad Antonio Nariño, Bogota, Colombia*

- ^{23a}*Dipartimento di Fisica e Astronomia, Università di Bologna, Bologna, Italy*
^{23b}*INFN Sezione di Bologna, Italy*
- ²⁴*Physikalisches Institut, Universität Bonn, Bonn, Germany*
- ²⁵*Department of Physics, Boston University, Boston, Massachusetts, USA*
- ²⁶*Department of Physics, Brandeis University, Waltham, Massachusetts, USA*
- ^{27a}*Transilvania University of Brasov, Brasov, Romania*
- ^{27b}*Horia Hulubei National Institute of Physics and Nuclear Engineering, Bucharest, Romania*
- ^{27c}*Department of Physics, Alexandru Ioan Cuza University of Iasi, Iasi, Romania*
- ^{27d}*National Institute for Research and Development of Isotopic and Molecular Technologies, Physics Department, Cluj-Napoca, Romania*
- ^{27e}*University Politehnica Bucharest, Bucharest, Romania*
- ^{27f}*West University in Timisoara, Timisoara, Romania*
- ^{28a}*Faculty of Mathematics, Physics and Informatics, Comenius University, Bratislava, Slovak Republic*
- ^{28b}*Department of Subnuclear Physics, Institute of Experimental Physics of the Slovak Academy of Sciences, Kosice, Slovak Republic*
- ²⁹*Physics Department, Brookhaven National Laboratory, Upton, New York, USA*
- ³⁰*Departamento de Física, Universidad de Buenos Aires, Buenos Aires, Argentina*
- ³¹*Cavendish Laboratory, University of Cambridge, Cambridge, United Kingdom*
- ^{32a}*Department of Physics, University of Cape Town, Cape Town, South Africa*
- ^{32b}*Department of Mechanical Engineering Science, University of Johannesburg, Johannesburg, South Africa*
- ^{32c}*School of Physics, University of the Witwatersrand, Johannesburg, South Africa*
- ³³*Department of Physics, Carleton University, Ottawa, Ontario, Canada*
- ^{34a}*Faculté des Sciences Ain Chock, Réseau Universitaire de Physique des Hautes Energies—Université Hassan II, Casablanca, Morocco*
- ^{34b}*Centre National de l'Energie des Sciences Techniques Nucleaires (CNESTEN), Rabat, Morocco*
- ^{34c}*Faculté des Sciences Semlalia, Université Cadi Ayyad, LPHEA-Marrakech, Morocco*
- ^{34d}*Faculté des Sciences, Université Mohamed Premier and LTPM, Oujda, Morocco*
- ^{34e}*Faculté des sciences, Université Mohammed V, Rabat, Morocco*
- ³⁵*CERN, Geneva, Switzerland*
- ³⁶*Enrico Fermi Institute, University of Chicago, Chicago, Illinois, USA*
- ³⁷*LPC, Université Clermont Auvergne, CNRS/IN2P3, Clermont-Ferrand, France*
- ³⁸*Nevis Laboratory, Columbia University, Irvington, New York, USA*
- ³⁹*Niels Bohr Institute, University of Copenhagen, Copenhagen, Denmark*
- ^{40a}*Dipartimento di Fisica, Università della Calabria, Rende, Italy*
- ^{40b}*INFN Gruppo Collegato di Cosenza, Laboratori Nazionali di Frascati, Italy*
- ⁴¹*Physics Department, Southern Methodist University, Dallas, Texas, USA*
- ⁴²*Physics Department, University of Texas at Dallas, Richardson, Texas, USA*
- ^{43a}*Department of Physics, Stockholm University, Sweden*
- ^{43b}*Oskar Klein Centre, Stockholm, Sweden*
- ⁴⁴*Deutsches Elektronen-Synchrotron DESY, Hamburg and Zeuthen, Germany*
- ⁴⁵*Lehrstuhl für Experimentelle Physik IV, Technische Universität Dortmund, Dortmund, Germany*
- ⁴⁶*Institut für Kern- und Teilchenphysik, Technische Universität Dresden, Dresden, Germany*
- ⁴⁷*Department of Physics, Duke University, Durham, North Carolina, USA*
- ⁴⁸*SUPA—School of Physics and Astronomy, University of Edinburgh, Edinburgh, United Kingdom*
- ⁴⁹*INFN e Laboratori Nazionali di Frascati, Frascati, Italy*
- ⁵⁰*Physikalisches Institut, Albert-Ludwigs-Universität Freiburg, Freiburg, Germany*
- ⁵¹*II. Physikalisches Institut, Georg-August-Universität Göttingen, Göttingen, Germany*
- ⁵²*Département de Physique Nucléaire et Corpusculaire, Université de Genève, Genève, Switzerland*
- ^{53a}*Dipartimento di Fisica, Università di Genova, Genova, Italy*
- ^{53b}*INFN Sezione di Genova, Italy*
- ⁵⁴*II. Physikalisches Institut, Justus-Liebig-Universität Giessen, Giessen, Germany*
- ⁵⁵*SUPA—School of Physics and Astronomy, University of Glasgow, Glasgow, United Kingdom*
- ⁵⁶*LPSC, Université Grenoble Alpes, CNRS/IN2P3, Grenoble INP, Grenoble, France*
- ⁵⁷*Laboratory for Particle Physics and Cosmology, Harvard University, Cambridge, Massachusetts, USA*
- ^{58a}*Department of Modern Physics and State Key Laboratory of Particle Detection and Electronics, University of Science and Technology of China, Hefei, China*
- ^{58b}*Institute of Frontier and Interdisciplinary Science and Key Laboratory of Particle Physics and Particle Irradiation (MOE), Shandong University, Qingdao, China*

- ^{58c}*School of Physics and Astronomy, Shanghai Jiao Tong University, KLPPAC-MoE, SKLPPC, Shanghai, China*
^{58d}*Tsung-Dao Lee Institute, Shanghai, China*
- ^{59a}*Kirchhoff-Institut für Physik, Ruprecht-Karls-Universität Heidelberg, Heidelberg, Germany*
^{59b}*Physikalisches Institut, Ruprecht-Karls-Universität Heidelberg, Heidelberg, Germany*
- ⁶⁰*Faculty of Applied Information Science, Hiroshima Institute of Technology, Hiroshima, Japan*
- ^{61a}*Department of Physics, Chinese University of Hong Kong, Shatin, N.T., Hong Kong, China*
^{61b}*Department of Physics, University of Hong Kong, Hong Kong, China*
- ^{61c}*Department of Physics and Institute for Advanced Study, Hong Kong University of Science and Technology, Clear Water Bay, Kowloon, Hong Kong, China*
- ⁶²*Department of Physics, National Tsing Hua University, Hsinchu, Taiwan*
- ⁶³*Department of Physics, Indiana University, Bloomington, Indiana, USA*
- ^{64a}*INFN Gruppo Collegato di Udine, Sezione di Trieste, Udine, Italy*
^{64b}*ICTP, Trieste, Italy*
- ^{64c}*Dipartimento di Chimica, Fisica e Ambiente, Università di Udine, Udine, Italy*
^{65a}*INFN Sezione di Lecce, Italy*
- ^{65b}*Dipartimento di Matematica e Fisica, Università del Salento, Lecce, Italy*
^{66a}*INFN Sezione di Milano, Italy*
- ^{66b}*Dipartimento di Fisica, Università di Milano, Milano, Italy*
^{67a}*INFN Sezione di Napoli, Italy*
- ^{67b}*Dipartimento di Fisica, Università di Napoli, Napoli, Italy*
^{68a}*INFN Sezione di Pavia, Italy*
- ^{68b}*Dipartimento di Fisica, Università di Pavia, Pavia, Italy*
^{69a}*INFN Sezione di Pisa, Italy*
- ^{69b}*Dipartimento di Fisica E. Fermi, Università di Pisa, Pisa, Italy*
^{70a}*INFN Sezione di Roma, Italy*
- ^{70b}*Dipartimento di Fisica, Sapienza Università di Roma, Roma, Italy*
^{71a}*INFN Sezione di Roma Tor Vergata, Italy*
- ^{71b}*Dipartimento di Fisica, Università di Roma Tor Vergata, Roma, Italy*
^{72a}*INFN Sezione di Roma Tre, Italy*
- ^{72b}*Dipartimento di Matematica e Fisica, Università Roma Tre, Roma, Italy*
^{73a}*INFN-TIFPA, Italy*
- ^{73b}*Università degli Studi di Trento, Trento, Italy*
- ⁷⁴*Institut für Astro- und Teilchenphysik, Leopold-Franzens-Universität, Innsbruck, Austria*
⁷⁵*University of Iowa, Iowa City, Iowa, USA*
- ⁷⁶*Department of Physics and Astronomy, Iowa State University, Ames, Iowa, USA*
- ⁷⁷*Joint Institute for Nuclear Research, Dubna, Russia*
- ^{78a}*Departamento de Engenharia Elétrica, Universidade Federal de Juiz de Fora (UFJF), Juiz de Fora, Brazil*
^{78b}*Universidade Federal do Rio De Janeiro COPPE/EE/IF, Rio de Janeiro, Brazil*
^{78c}*Universidade Federal de São João del Rei (UFSJ), São João del Rei, Brazil*
^{78d}*Instituto de Física, Universidade de São Paulo, São Paulo, Brazil*
- ⁷⁹*KEK, High Energy Accelerator Research Organization, Tsukuba, Japan*
⁸⁰*Graduate School of Science, Kobe University, Kobe, Japan*
- ^{81a}*AGH University of Science and Technology, Faculty of Physics and Applied Computer Science, Krakow, Poland*
^{81b}*Marian Smoluchowski Institute of Physics, Jagiellonian University, Krakow, Poland*
⁸²*Institute of Nuclear Physics Polish Academy of Sciences, Krakow, Poland*
- ⁸³*Faculty of Science, Kyoto University, Kyoto, Japan*
⁸⁴*Kyoto University of Education, Kyoto, Japan*
- ⁸⁵*Research Center for Advanced Particle Physics and Department of Physics, Kyushu University, Fukuoka, Japan*
- ⁸⁶*Instituto de Física La Plata, Universidad Nacional de La Plata and CONICET, La Plata, Argentina*
⁸⁷*Physics Department, Lancaster University, Lancaster, United Kingdom*
- ⁸⁸*Oliver Lodge Laboratory, University of Liverpool, Liverpool, United Kingdom*
- ⁸⁹*Department of Experimental Particle Physics, Jožef Stefan Institute and Department of Physics, University of Ljubljana, Ljubljana, Slovenia*
- ⁹⁰*School of Physics and Astronomy, Queen Mary University of London, London, United Kingdom*
⁹¹*Department of Physics, Royal Holloway University of London, Egham, United Kingdom*
⁹²*Department of Physics and Astronomy, University College London, London, United Kingdom*

- ⁹³Louisiana Tech University, Ruston, Louisiana, USA
- ⁹⁴Fysiska institutionen, Lunds universitet, Lund, Sweden
- ⁹⁵Centre de Calcul de l'Institut National de Physique Nucléaire et de Physique des Particules (IN2P3), Villeurbanne, France
- ⁹⁶Departamento de Física Teórica C-15 and CIAFF, Universidad Autónoma de Madrid, Madrid, Spain
- ⁹⁷Institut für Physik, Universität Mainz, Mainz, Germany
- ⁹⁸School of Physics and Astronomy, University of Manchester, Manchester, United Kingdom
- ⁹⁹CPPM, Aix-Marseille Université, CNRS/IN2P3, Marseille, France
- ¹⁰⁰Department of Physics, University of Massachusetts, Amherst, Massachusetts, USA
- ¹⁰¹Department of Physics, McGill University, Montreal, Quebec, Canada
- ¹⁰²School of Physics, University of Melbourne, Victoria, Australia
- ¹⁰³Department of Physics, University of Michigan, Ann Arbor, Michigan, USA
- ¹⁰⁴Department of Physics and Astronomy, Michigan State University, East Lansing, Michigan, USA
- ¹⁰⁵B.I. Stepanov Institute of Physics, National Academy of Sciences of Belarus, Minsk, Belarus
- ¹⁰⁶Research Institute for Nuclear Problems of Byelorussian State University, Minsk, Belarus
- ¹⁰⁷Group of Particle Physics, University of Montreal, Montreal, Quebec, Canada
- ¹⁰⁸P.N. Lebedev Physical Institute of the Russian Academy of Sciences, Moscow, Russia
- ¹⁰⁹Institute for Theoretical and Experimental Physics (ITEP), Moscow, Russia
- ¹¹⁰National Research Nuclear University MEPhI, Moscow, Russia
- ¹¹¹D.V. Skobeltsyn Institute of Nuclear Physics, M.V. Lomonosov Moscow State University, Moscow, Russia
- ¹¹²Fakultät für Physik, Ludwig-Maximilians-Universität München, München, Germany
- ¹¹³Max-Planck-Institut für Physik (Werner-Heisenberg-Institut), München, Germany
- ¹¹⁴Nagasaki Institute of Applied Science, Nagasaki, Japan
- ¹¹⁵Graduate School of Science and Kobayashi-Maskawa Institute, Nagoya University, Nagoya, Japan
- ¹¹⁶Department of Physics and Astronomy, University of New Mexico, Albuquerque, New Mexico, USA
- ¹¹⁷Institute for Mathematics, Astrophysics and Particle Physics, Radboud University Nijmegen/Nikhef, Nijmegen, Netherlands
- ¹¹⁸Nikhef National Institute for Subatomic Physics and University of Amsterdam, Amsterdam, Netherlands
- ¹¹⁹Department of Physics, Northern Illinois University, DeKalb, Illinois, USA
- ^{120a}Budker Institute of Nuclear Physics and NSU, SB RAS, Novosibirsk, Russia
- ^{120b}Novosibirsk State University Novosibirsk, Russia
- ¹²¹Institute for High Energy Physics of the National Research Centre Kurchatov Institute, Protvino, Russia
- ¹²²Department of Physics, New York University, New York, New York, USA
- ¹²³The Ohio State University, Columbus, Ohio, USA
- ¹²⁴Faculty of Science, Okayama University, Okayama, Japan
- ¹²⁵Homer L. Dodge Department of Physics and Astronomy, University of Oklahoma, Norman, Oklahoma, USA
- ¹²⁶Department of Physics, Oklahoma State University, Stillwater, Oklahoma, USA
- ¹²⁷Palacký University, RCPTM, Joint Laboratory of Optics, Olomouc, Czech Republic
- ¹²⁸Center for High Energy Physics, University of Oregon, Eugene, Oregon, USA
- ¹²⁹LAL, Université Paris-Sud, CNRS/IN2P3, Université Paris-Saclay, Orsay, France
- ¹³⁰Graduate School of Science, Osaka University, Osaka, Japan
- ¹³¹Department of Physics, University of Oslo, Oslo, Norway
- ¹³²Department of Physics, Oxford University, Oxford, United Kingdom
- ¹³³LPNHE, Sorbonne Université, Paris Diderot Sorbonne Paris Cité, CNRS/IN2P3, Paris, France
- ¹³⁴Department of Physics, University of Pennsylvania, Philadelphia, Pennsylvania, USA
- ¹³⁵Konstantinov Nuclear Physics Institute of National Research Centre "Kurchatov Institute", PNPI, St. Petersburg, Russia
- ¹³⁶Department of Physics and Astronomy, University of Pittsburgh, Pittsburgh, Pennsylvania, USA
- ^{137a}Laboratório de Instrumentação e Física Experimental de Partículas—LIP, Portugal
- ^{137b}Departamento de Física, Faculdade de Ciências, Universidade de Lisboa, Lisboa, Portugal
- ^{137c}Departamento de Física, Universidade de Coimbra, Coimbra, Portugal
- ^{137d}Centro de Física Nuclear da Universidade de Lisboa, Lisboa, Portugal
- ^{137e}Departamento de Física, Universidade do Minho, Braga, Portugal
- ^{137f}Departamento de Física Teórica y del Cosmos, Universidad de Granada, Granada (Spain), Spain
- ^{137g}Dep Física and CEFITEC of Faculdade de Ciências e Tecnologia, Universidade Nova de Lisboa, Caparica, Portugal
- ¹³⁸Institute of Physics, Academy of Sciences of the Czech Republic, Prague, Czech Republic
- ¹³⁹Czech Technical University in Prague, Prague, Czech Republic

- ¹⁴⁰Charles University, Faculty of Mathematics and Physics, Prague, Czech Republic
- ¹⁴¹Particle Physics Department, Rutherford Appleton Laboratory, Didcot, United Kingdom
- ¹⁴²IRFU, CEA, Université Paris-Saclay, Gif-sur-Yvette, France
- ¹⁴³Santa Cruz Institute for Particle Physics, University of California Santa Cruz, Santa Cruz, California, USA
- ^{144a}Departamento de Física, Pontificia Universidad Católica de Chile, Santiago, Chile
- ^{144b}Departamento de Física, Universidad Técnica Federico Santa María, Valparaíso, Chile
- ¹⁴⁵Department of Physics, University of Washington, Seattle, Washington, USA
- ¹⁴⁶Department of Physics and Astronomy, University of Sheffield, Sheffield, United Kingdom
- ¹⁴⁷Department of Physics, Shinshu University, Nagano, Japan
- ¹⁴⁸Department Physik, Universität Siegen, Siegen, Germany
- ¹⁴⁹Department of Physics, Simon Fraser University, Burnaby, British Columbia, Canada
- ¹⁵⁰SLAC National Accelerator Laboratory, Stanford, California, USA
- ¹⁵¹Physics Department, Royal Institute of Technology, Stockholm, Sweden
- ¹⁵²Departments of Physics and Astronomy, Stony Brook University, Stony Brook, New York, USA
- ¹⁵³Department of Physics and Astronomy, University of Sussex, Brighton, United Kingdom
- ¹⁵⁴School of Physics, University of Sydney, Sydney, Australia
- ¹⁵⁵Institute of Physics, Academia Sinica, Taipei, Taiwan
- ^{156a}E. Andronikashvili Institute of Physics, Iv. Javakhishvili Tbilisi State University, Tbilisi, Georgia
- ^{156b}High Energy Physics Institute, Tbilisi State University, Tbilisi, Georgia
- ¹⁵⁷Department of Physics, Technion, Israel Institute of Technology, Haifa, Israel
- ¹⁵⁸Raymond and Beverly Sackler School of Physics and Astronomy, Tel Aviv University, Tel Aviv, Israel
- ¹⁵⁹Department of Physics, Aristotle University of Thessaloniki, Thessaloniki, Greece
- ¹⁶⁰International Center for Elementary Particle Physics and Department of Physics, University of Tokyo, Tokyo, Japan
- ¹⁶¹Graduate School of Science and Technology, Tokyo Metropolitan University, Tokyo, Japan
- ¹⁶²Department of Physics, Tokyo Institute of Technology, Tokyo, Japan
- ¹⁶³Tomsk State University, Tomsk, Russia
- ¹⁶⁴Department of Physics, University of Toronto, Toronto, Ontario, Canada
- ^{165a}TRIUMF, Vancouver, British Columbia, Canada
- ^{165b}Department of Physics and Astronomy, York University, Toronto, Ontario, Canada
- ¹⁶⁶Division of Physics and Tomonaga Center for the History of the Universe, Faculty of Pure and Applied Sciences, University of Tsukuba, Tsukuba, Japan
- ¹⁶⁷Department of Physics and Astronomy, Tufts University, Medford, Massachusetts, USA
- ¹⁶⁸Department of Physics and Astronomy, University of California Irvine, Irvine, California, USA
- ¹⁶⁹Department of Physics and Astronomy, University of Uppsala, Uppsala, Sweden
- ¹⁷⁰Department of Physics, University of Illinois, Urbana, Illinois, USA
- ¹⁷¹Instituto de Física Corpuscular (IFIC), Centro Mixto Universidad de Valencia—CSIC, Valencia, Spain
- ¹⁷²Department of Physics, University of British Columbia, Vancouver, British Columbia, Canada
- ¹⁷³Department of Physics and Astronomy, University of Victoria, Victoria, British Columbia, Canada
- ¹⁷⁴Fakultät für Physik und Astronomie, Julius-Maximilians-Universität Würzburg, Würzburg, Germany
- ¹⁷⁵Department of Physics, University of Warwick, Coventry, United Kingdom
- ¹⁷⁶Waseda University, Tokyo, Japan
- ¹⁷⁷Department of Particle Physics, Weizmann Institute of Science, Rehovot, Israel
- ¹⁷⁸Department of Physics, University of Wisconsin, Madison, Wisconsin, USA
- ¹⁷⁹Fakultät für Mathematik und Naturwissenschaften, Fachgruppe Physik, Bergische Universität Wuppertal, Wuppertal, Germany
- ¹⁸⁰Department of Physics, Yale University, New Haven, Connecticut, USA
- ¹⁸¹Yerevan Physics Institute, Yerevan, Armenia

^aDeceased.

^bAlso at Department of Physics, King's College London, London, United Kingdom.

^cAlso at Istanbul University, Department of Physics, Istanbul, Turkey.

^dAlso at Instituto de Física Teórica de la Universidad Autónoma de Madrid, Spain.

^eAlso at Institute of Physics, Azerbaijan Academy of Sciences, Baku, Azerbaijan.

^fAlso at TRIUMF, Vancouver, British Columbia, Canada.

^gAlso at Department of Physics and Astronomy, University of Louisville, Louisville, Kentucky, USA.

^hAlso at Department of Physics, California State University, Fresno, California, USA.

ⁱAlso at Department of Physics, University of Fribourg, Fribourg, Switzerland.

^jAlso at Departament de Física de la Universitat Autònoma de Barcelona, Barcelona, Spain.

- ^k Also at Tomsk State University, Tomsk, and Moscow Institute of Physics and Technology State University, Dolgoprudny, Russia.
- ^l Also at The Collaborative Innovation Center of Quantum Matter (CICQM), Beijing, China.
- ^m Also at Departamento de Física, Instituto Superior Técnico, Universidade de Lisboa, Lisboa, Portugal.
- ⁿ Also at Università di Napoli Parthenope, Napoli, Italy.
- ^o Also at Institute of Particle Physics (IPP), Canada.
- ^p Also at II. Physikalisches Institut, Georg-August-Universität Göttingen, Göttingen, Germany.
- ^q Also at Dipartimento di Fisica E. Fermi, Università di Pisa, Pisa, Italy.
- ^r Also at Horia Hulubei National Institute of Physics and Nuclear Engineering, Bucharest, Romania.
- ^s Also at CPPM, Aix-Marseille Université, CNRS/IN2P3, Marseille, France.
- ^t Also at Department of Physics, St. Petersburg State Polytechnical University, St. Petersburg, Russia.
- ^u Also at Borough of Manhattan Community College, City University of New York, New York, USA.
- ^v Also at Department of Financial and Management Engineering, University of the Aegean, Chios, Greece.
- ^w Also at Centre for High Performance Computing, CSIR Campus, Rosebank, Cape Town, South Africa.
- ^x Also at Louisiana Tech University, Ruston, Louisiana, USA.
- ^y Also at California State University, East Bay, Hayward, California, USA.
- ^z Also at Institutio Catalana de Recerca i Estudis Avancats, ICREA, Barcelona, Spain.
- ^{aa} Also at Department of Physics, University of Michigan, Ann Arbor, Michigan, USA.
- ^{bb} Also at LAL, Université Paris-Sud, CNRS/IN2P3, Université Paris-Saclay, Orsay, France.
- ^{cc} Also at Graduate School of Science, Osaka University, Osaka, Japan.
- ^{dd} Also at Physikalisches Institut, Albert-Ludwigs-Universität Freiburg, Freiburg, Germany.
- ^{ee} Also at Institute for Mathematics, Astrophysics and Particle Physics, Radboud University Nijmegen/Nikhef, Nijmegen, Netherlands.
- ^{ff} Also at Near East University, Nicosia, North Cyprus, Mersin, Turkey.
- ^{gg} Also at Institute of Theoretical Physics, Ilia State University, Tbilisi, Georgia.
- ^{hh} Also at CERN, Geneva, Switzerland.
- ⁱⁱ Also at Department of Physics, Stanford University, USA.
- ^{jj} Also at Manhattan College, New York, New York, USA.
- ^{kk} Also at Hellenic Open University, Patras, Greece.
- ^{ll} Also at LPNHE, Sorbonne Université, Paris Diderot Sorbonne Paris Cité, CNRS/IN2P3, Paris, France.
- ^{mm} Also at The City College of New York, New York, New York, USA.
- ⁿⁿ Also at Departamento de Física Teórica y del Cosmos, Universidad de Granada, Granada (Spain), Spain.
- ^{oo} Also at Department of Physics, California State University, Sacramento, Stanford, California, USA.
- ^{pp} Also at Moscow Institute of Physics and Technology State University, Dolgoprudny, Russia.
- ^{qq} Also at Département de Physique Nucléaire et Corpusculaire, Université de Genève, Genève, Switzerland.
- ^{rr} Also at Department of Physics and Astronomy, University of Sheffield, Sheffield, United Kingdom.
- ^{ss} Also at School of Physics, Sun Yat-sen University, Guangzhou, China.
- ^{tt} Also at Department of Applied Physics and Astronomy, University of Sharjah, Sharjah, United Arab Emirates.
- ^{uu} Also at Institut für Experimentalphysik, Universität Hamburg, Hamburg, Germany.
- ^{vv} Also at National Research Nuclear University MEPhI, Moscow, Russia.
- ^{ww} Also at Institute for Particle and Nuclear Physics, Wigner Research Centre for Physics, Budapest, Hungary.
- ^{xx} Also at Giresun University, Faculty of Engineering, Giresun, Turkey.
- ^{yy} Also at Institute of Physics, Academia Sinica, Taipei, Taiwan.