

Performance of the missing transverse momentum triggers for the ATLAS detector during Run-2 data taking



The ATLAS collaboration

E-mail: atlas.publications@cern.ch

ABSTRACT: The factor of four increase in the LHC luminosity, from $0.5 \times 10^{34} \text{ cm}^{-2}\text{s}^{-1}$ to $2.0 \times 10^{34} \text{ cm}^{-2}\text{s}^{-1}$, and the corresponding increase in pile-up collisions during the 2015–2018 data-taking period, presented a challenge for the ATLAS trigger, particularly for those algorithms that select events with missing transverse momentum. The output data rate at fixed threshold typically increases exponentially with the number of pile-up collisions, so the legacy algorithms from previous LHC data-taking periods had to be tuned and new approaches developed to maintain the high trigger efficiency achieved in earlier operations. A study of the trigger performance and comparisons with simulations show that these changes resulted in event selection efficiencies of $> 98\%$ for this period, meeting and in some cases exceeding the performance of similar triggers in earlier run periods, while at the same time keeping the necessary bandwidth within acceptable limits.

KEYWORDS: Hadron-Hadron scattering (experiments)

ARXIV EPRINT: [2005.09554](https://arxiv.org/abs/2005.09554)

Contents

1	Introduction	1
2	ATLAS detector	3
3	Description of the E_T^{miss} trigger algorithms	4
3.1	Level-1 trigger	5
3.2	Trigger using calorimeter cell signals (<code>cell</code>)	6
3.3	Trigger using topological clusters of calorimeter cells (<code>tc_lcw</code>)	6
3.4	Trigger based on jets (<code>mht</code>)	6
3.5	Trigger implementing local pile-up suppression (<code>pufit</code>)	7
4	Offline object and E_T^{miss} reconstruction	7
5	E_T^{miss} trigger performance	8
5.1	Background model based on detector resolution	8
5.2	Level-1 trigger performance	11
5.3	High-level trigger performance	12
5.4	Trigger menu evolution and performance	16
5.5	Algorithm computation times	18
5.6	Dependence on event characteristics	19
5.7	Comparison with Monte Carlo simulation	21
6	Conclusion	23
A	Full definition of the trigger implementing local pile-up suppression	24
B	Details of the offline reconstruction algorithms	27
C	The <code>cell</code> E_T^{miss} background distribution model	28
	The ATLAS collaboration	35

1 Introduction

The trigger system [1] of the ATLAS experiment [2] is responsible for deciding which proton-proton (pp) bunch-crossing events are kept for later analysis. Storage and processing requirements limit the fraction of events that can be retained to the order of 10^{-5} , with the rest being discarded and hence unavailable for further physics analysis.

Particles that interact via neither the strong nor the electromagnetic force, and that escape the experiment without decaying, leave no visible signature. Efficient trigger selection of events that contain such invisible particles is nevertheless essential for much of the ATLAS physics programme. Examples include searches for decays of the Higgs boson into invisible final states [3, 4], searches for new charged Higgs bosons decaying into $\tau\nu$ [5], searches for dark matter based on, for example, events in which invisible particles recoil against a single energetic jet [6], supersymmetry searches that involve a stable and invisible neutralino [7, 8], top-quark scalar partner searches [9] and searches for final states with stable long-lived particles [10]. Another recent example is the Standard Model (SM) Higgs boson decay into b -quarks [11], a process first observed in events in which the Higgs boson was produced in association with a Z boson which itself decayed into unobserved neutrinos.

Selecting events that contain invisible particles is particularly difficult, precisely because such particles do not register in the detector. The strategy employed is to deduce the presence of these invisible particles from the apparent imbalance of the momentum calculated from the visible particles. In practice the imbalance in the direction parallel to the proton beams is not sensitive since the fraction of each proton’s momentum that participates in the collision is unknown, and much of the outgoing momentum in the beam direction is not observed. Instead, the momentum imbalance in the plane perpendicular to the proton beams is the quantity of most interest; it is known as the missing transverse momentum, and its magnitude is conventionally denoted by $E_{\text{T}}^{\text{miss}}$.

The $E_{\text{T}}^{\text{miss}}$ triggers used by ATLAS are based on transverse momentum imbalance within the calorimeter only. Muons are approximately invisible in the calorimeter [12], and so are treated in these calculations much like neutrinos. Neglecting muons results in a negligible cost in terms of additional trigger rate since events containing muons with large transverse momentum are rare. These calorimeter-only algorithms also have the advantage that they can efficiently select events that contain high- p_{T} muons. For example, the $E_{\text{T}}^{\text{miss}}$ trigger is also used to select events in which the Higgs boson is produced in association with a Z boson decaying into muons, or events containing a W boson decaying into $\mu\nu$ [11].

Given that the selection of events by the $E_{\text{T}}^{\text{miss}}$ trigger is based on energy deposited throughout the calorimeter, there are particular reconstruction challenges. ATLAS employs a trigger system that uses a region-of-interest trigger strategy [1] where the lowest-level trigger identifies potentially interesting objects in each event and, for those events that satisfy the selection criteria, it provides regions of interest to be further analysed by the higher-level trigger. This technique of reconstructing objects only in particular regions of the detector is useful for simplifying the computational task, but generally unsuited to $E_{\text{T}}^{\text{miss}}$ triggers which must sum momenta over the full solid angle that is instrumented.

The most significant challenge to the $E_{\text{T}}^{\text{miss}}$ triggers during the 13 TeV Run-2 data-taking period (2015–2018) was the factor of four increase in the number of proton-proton collisions occurring within each bunch crossing. The additional collisions, known as pile-up, were a consequence of the corresponding increase in LHC luminosity from $0.5 \times 10^{34} \text{ cm}^{-2}\text{s}^{-1}$ in 2015 to $2.0 \times 10^{34} \text{ cm}^{-2}\text{s}^{-1}$ in 2017 and 2018. The peak luminosity of $2.0 \times 10^{34} \text{ cm}^{-2}\text{s}^{-1}$ was achieved with 2544 bunches of circulating protons, a mean number of pp interactions per bunch crossing $\langle\mu\rangle = 56$, and a peak pile-up of 70 interactions. The energy from the ad-

ditional pile-up collisions is deposited throughout the detector. Due to the shaping time of the front-end electronics, the calorimeter response is affected by pile-up from several preceding bunch crossings [13]. The overall effect of both forms of pile-up is to degrade the E_T^{miss} resolution of the detector. With the existing Run-1 algorithms, this rise in pile-up would have led to an unacceptable order-of-magnitude increase in trigger rate unless thresholds were raised, and that would in turn have significantly diminished the signal efficiencies.

This paper describes algorithms introduced during Run 2 that provide greater pile-up resilience and background rejection while maintaining a signal acceptance similar to that in Run 1. These algorithms were able to keep output rates within a tolerable 100 Hz even at $\langle\mu\rangle = 56$. The design of these algorithms is described in detail, and comparative studies of their performance using data and simulation are provided.

The paper is organized as follows. Section 2 describes the ATLAS detector. The E_T^{miss} trigger algorithms are introduced in section 3. The offline E_T^{miss} algorithm against which the trigger is compared is defined in section 4. The trigger performance studies and their results are described in section 5. The conclusions are presented in section 6.

2 ATLAS detector

The ATLAS detector [2] at the LHC covers nearly the entire solid angle around the collision point. It consists of an inner tracking detector surrounded by a thin superconducting solenoid, electromagnetic and hadronic calorimeters, and a muon spectrometer incorporating three large superconducting toroidal magnet systems.

The inner-detector system is immersed in a 2 T axial magnetic field and provides charged-particle tracking in the range $|\eta| < 2.5$.¹ The high-granularity silicon pixel detector covers the collision vertex region [14]. It is followed by the silicon microstrip tracker. These silicon detectors are complemented by the transition radiation tracker.

The calorimeter system has approximately 188,000 cells and covers the pseudorapidity range $|\eta| < 4.9$. Within the region $|\eta| < 3.2$, electromagnetic calorimetry is provided by barrel and endcap high-granularity lead/liquid-argon (LAr) sampling calorimeters (ECAL), with an additional thin LAr presampler covering $|\eta| < 1.8$ to correct for energy loss in material upstream of the calorimeters. The ECAL is between 24 and 27 radiation lengths (X_0) deep, and its granularity in the barrel in terms of $\Delta\eta \times \Delta\phi$ is typically $0.025 \times \pi/128$, with variations in segmentation with layer and $|\eta|$ as described in ref. [13].

Hadronic calorimetry is provided by the steel/scintillator-tile calorimeter (HCAL), segmented into three barrel structures within $|\eta| < 1.7$, and two copper/LAr hadronic endcap calorimeters. The solid angle coverage is completed with forward copper/LAr and tungsten/LAr calorimeter modules (FCAL) optimized for electromagnetic (FCAL1) and hadronic (FCAL2 and FCAL3) measurements respectively. The combined depth of the

¹ATLAS uses a right-handed coordinate system with its origin at the nominal interaction point (IP) in the centre of the detector and the z -axis along the beam pipe. The x -axis points from the IP to the centre of the LHC ring, and the y -axis points upwards. Cylindrical coordinates (r, ϕ) are used in the transverse plane, ϕ being the azimuthal angle around the z -axis. The pseudorapidity is defined in terms of the polar angle θ as $\eta = -\ln \tan(\theta/2)$. Angular separation is measured in units of $\Delta R \equiv \sqrt{(\Delta\eta)^2 + (\Delta\phi)^2}$.

calorimeters for hadronic energy measurements is more than 10 nuclear interaction lengths nearly everywhere across the full detector acceptance ($|\eta| < 4.9$). The granularity is as fine as $0.1 \times \pi/32$, again with variations in segmentation with layer and $|\eta|$ as described in ref. [13].

The muon spectrometer comprises separate trigger and high-precision tracking chambers measuring the deflection of muons in a magnetic field generated by the superconducting air-core toroids. The field integral of the toroids ranges between 2.0 and 6.0 T m across most of the detector. A set of precision chambers covers the region $|\eta| < 2.7$ with three layers of monitored drift tubes, complemented by cathode strip chambers in the forward region, where the background is highest. The muon trigger system covers the range $|\eta| < 2.4$ with resistive plate chambers in the barrel and thin gap chambers in the endcap regions.

A two-level trigger system is used to select interesting events [1]. It consists of a hardware-based first-level trigger (Level-1, L1) and a software-based high-level trigger (HLT) running on a farm of approximately 50 k processing units. The L1 trigger decision is formed by the Central Trigger Processor, which receives inputs from the L1 calorimeter (L1Calo) [15] and L1 muon triggers as well as several other subsystems. The L1 trigger decision is formed with a latency of 2.2 μ s. The HLT has access to the full event and a decision is made within an average time of 500 ms.

3 Description of the E_T^{miss} trigger algorithms

The operational demands of the trigger prioritize low latency, rapid processing, and large background rejection while making use of limited detector information. Thus the online E_T^{miss} trigger algorithms are specifically designed for this purpose and so differ from the offline E_T^{miss} reconstruction algorithms used in subsequent physics analyses [16, 17].

The ATLAS HLT processes approximately 100 kHz of L1 accepted events, of which about 5 to 10 kHz come from the L1 E_T^{miss} trigger. The HLT E_T^{miss} algorithms accept events at a rate of about 1200 Hz averaged over a typical LHC fill [18]. The requirement that the E_T^{miss} algorithms utilize not more than $\mathcal{O}(100 \text{ ms})$ makes the use of inner-detector tracking information generally too computationally expensive, since the corresponding evaluation time can take $\mathcal{O}(1\text{--}5 \text{ s})$. Thus, all of the algorithms described below use only the calorimeter.²

For all algorithms the energy measured by the calorimeter is associated with some set of energy depositions, generally referred to as elements. The definition of the set of elements is algorithm-dependent. For example, the set of elements could be all of the calorimeter cells or the reconstructed jets. In each case, the individual elements characterize the local energy deposits, while the complete set captures the overall distribution of energy in the calorimeter. Elements are indexed by the label i ; the energy E_i deposited in each element is also associated with a polar angle θ_i (or equivalently a pseudorapidity η_i) and an azimuthal angle ϕ_i .

²Here and in what follows it should be understood that the singular ‘calorimeter’ refers to the calorimeter system as a whole.

The components of the missing transverse momentum two-vector \vec{E}_T^{miss} are calculated from the energy in the elements in the approximation of massless particles

$$\begin{aligned}
 E_x^{\text{miss}} &= - \sum_{i=1}^{|\text{Elements}|} E_i \sin \theta_i \cos \phi_i, \\
 E_y^{\text{miss}} &= - \sum_{i=1}^{|\text{Elements}|} E_i \sin \theta_i \sin \phi_i,
 \end{aligned}
 \tag{3.1}$$

where $|\text{Elements}|$ indicates the number of elements. The magnitude $E_T^{\text{miss}} = \sqrt{(E_x^{\text{miss}})^2 + (E_y^{\text{miss}})^2}$ of this two-vector is used in the selection of candidate events for further study. The quantity $E_{T_i} = E_i \sin \theta_i$ is conventionally known as the transverse energy, and is useful in characterizing events. The total transverse energy in the calorimeter is given by the scalar sum

$$\Sigma E_T = \sum_{i=1}^{|\text{Elements}|} E_i \sin \theta_i.$$

The algorithms used are presented in the following sections. They differ in how they select the elements which enter into the sums and in how they make corrections to the energies of the elements.

3.1 Level-1 trigger

The ATLAS L1 trigger is implemented in firmware running on custom-made electronics [15]. Analogue sums of the input signals from calorimeter cells forming projective towers are digitized, with the granularity in the projective coordinates η and ϕ being approximately $\Delta\eta \times \Delta\phi = 0.1 \times 0.1$ for the detector region $|\eta| < 2.5$ and both larger and less regular for $|\eta| > 2.5$, as described in ref. [15]. The digitization results in counts that nominally correspond to 1 GeV in E_T . A fixed threshold that depends on η is then applied per tower: the energy E_i of any tower which is below this threshold is set to zero in the subsequent calculations. The threshold is adjusted to provide a fixed occupancy of 0.5–1% based on data unbiased by a trigger selection. This occupancy threshold is optimized to give an acceptable rate for a trigger that efficiently selects events with $E_T^{\text{miss}} > 150$ GeV. As the LHC luminosity increased, the occupancy tended to grow, leading to higher thresholds as described in ref. [19].

The calorimeter noise thresholds vary from 1 to 9 GeV depending on the pseudorapidity and whether the calorimeter layer is electromagnetic or hadronic. The noise thresholds were periodically reoptimized during the period under study, particularly when the collider parameters, and as a result the pile-up, were varied. In the performance studies that follow, particular attention is paid to three periods during 2017 that have different pile-up distributions; these periods are labelled with the symbols α , β and γ . The pile-up at the start of the LHC fill increased from around $\langle\mu\rangle = 40$ for period α to $\langle\mu\rangle = 60$ for period γ . The largest changes in threshold occurred for the towers with $4.0 < |\eta| < 4.9$ in the electromagnetic layer, and the thresholds were 6, 7 and 9 GeV for periods α , β and γ respectively. After the threshold is applied, the towers are summed into larger projective towers which have an approximate granularity of $\Delta\eta \times \Delta\phi = 0.2 \times 0.2$ and are referred

to as jet elements. The \vec{E}_T^{miss} is then computed by summing the x and y projections of the jet elements using eq. (3.1).

Events that are accepted by the L1 trigger are transferred to the HLT where the E_T^{miss} is recalculated using one or more of the algorithms described in sections 3.2 to 3.5.

3.2 Trigger using calorimeter cell signals (cell)

The most basic HLT algorithm, `cell`, determines \vec{E}_T^{miss} from a sum over the full set of 188 k calorimeter cells to determine E_x and E_y , without adjusting for hadronic vs electromagnetic calibrations or for pile-up corrections. To reduce the effect of noise from electronics and pile-up, only cells satisfying $|E_i| > 2\sigma_i$ are included in this sum. Here σ_i is the expected energy-equivalent noise in cell i described in ref. [13]. Its value is based on expectations for electronic noise and pile-up prior to data taking. Negative energy cells are included because the LAr electronics are designed so that signals from pile-up in later bunch crossings appear as negative energy and so tend to cancel energy deposits from earlier pile-up signals [20]. For the 2015 and 2016 run periods, the noise thresholds were configured for an average number of interactions $\langle\mu\rangle = 30$. For 2017 and 2018 they were configured for $\langle\mu\rangle = 40$. In addition, the requirement $E_i > -5\sigma_i$ is used to protect against spurious large negative cell signals.

3.3 Trigger using topological clusters of calorimeter cells (tc_lcw)

The topological clustering [13] of calorimeter cells forms an early stage of many ATLAS reconstruction algorithms. It offers the possibility of identifying clusters as either electromagnetic or hadronic in origin, and thus allows appropriate calibration (‘local cell weighting’) before using them as inputs for jet reconstruction and calculation of E_T^{miss} .

Topological clusters are formed in a multistage process. First the algorithm identifies calorimeter seed cells each with $|E_i| > 4\sigma_i$. All cells neighbouring a seed cell are collected in all three spatial dimensions and added to the cluster. If any of those neighbouring cells satisfy $|E_i| > 2\sigma_i$, then their neighbours are collected as well, and the process continues iteratively until no further neighbours satisfying the requirement can be identified. Finally, all neighbouring cells are added to the cluster, regardless of their energy. After this initial cluster formation, an algorithm is run which splits clusters between local signal maxima (again, in three dimensions). The energies of these clusters are corrected for the type of energy deposit after each one has been classified as being either electromagnetic or hadronic in origin.

These energy-calibrated clusters can be used directly in an E_T^{miss} calculation, which is denoted `tc_lcw`. These topological clusters also form the inputs to all of the following algorithms.

3.4 Trigger based on jets (mht)

In most events of interest, hadronic jets tend to dominate the visible momentum. Since these jets can be calibrated accurately [21], there is good motivation to use them as the basis of an E_T^{miss} calculation. In addition, the calculation of the E_T^{miss} from the calorimeter signals described previously includes energy from pile-up, while jets are corrected on-average for pile-up effects. Using only calibrated jets for E_T^{miss} reconstruction yields a representation that is referred to as `mht`.

The `mht` algorithm calculates E_T^{miss} from the negative transverse momentum vector sum of all jets above a threshold of 7 GeV before calibration. The HLT jets are reconstructed from calibrated topological clusters (defined in section 3.3) using the anti- k_t jet algorithm with a radius parameter of $R = 0.4$ [22] implemented in the `FastJet` toolkit [23].

These jets are calibrated in a procedure similar to that used for offline physics analysis [21]. First, the estimated pile-up contribution to jets is removed using the jet-area-based pile-up suppression method [24, 25]. After pile-up subtraction, jets are calibrated using the simulation-based calibration described in ref. [26]. The energy deposits that arise from photons, electrons or hadronically decaying τ -leptons, are included in the jet reconstruction.

3.5 Trigger implementing local pile-up suppression (`pufit`)

The `pufit` algorithm corrects for pile-up effects on high- E_T calorimeter signals contributing to E_T^{miss} . It employs a pile-up estimate obtained from a fit to lower- E_T signals. It takes as inputs the topological clusters defined in section 3.3 and combines them into η - ϕ patches that correspond approximately to the size of a jet with $R = 0.4$. A fit is then performed which estimates the energy contribution to each patch from pile-up, based on the energy deposited and its spatial fluctuations across the calorimeter. Finally, the pile-up-subtracted patches are used to determine the E_T^{miss} .

The strategy is based on the assumption that high- E_T energy deposits are associated with a hard-scatter collision of interest whereas the low- E_T deposits are the result of pile-up. The `pufit` algorithm proceeds by performing a fit that constrains to zero (within fluctuations) the summed transverse momentum components E_x and E_y from the pile-up energy deposits. The E_T^{miss} vector is then determined by summing the E_x and E_y of the high- E_T deposits after subtracting the estimated pile-up contributions.

The `pufit` algorithm uses the measured structure of the energy deposition in each event. This contrasts with other approaches such as that of ref. [27] which estimate pile-up contributions by defining a median transverse energy density $\langle\rho\rangle$ that is then used in subtracting pile-up from high- E_T deposits. The `pufit` algorithm is observed to outperform the standard pile-up-density algorithms in the context of the HLT, so these other algorithms are not described further. The full definition of the algorithm, and the event-by-event fit performed, can be found in appendix A.

4 Offline object and E_T^{miss} reconstruction

When defining selections of events for which performance characteristics are desired, standard ATLAS offline algorithms are used to reconstruct and identify electrons, muons, τ -leptons, jets and b -tagged jets, as described in appendix B.

The offline E_T^{miss} is also computed using these reconstructed objects since they tend to have better resolution than individual tracks or clusters in the calorimeter. First, the contributions from high- p_T electrons, photons, τ -leptons and jets are summed, following the procedure described in ref. [16]. To account for the activity from the underlying event, tracks not associated with one of the above objects are also included in the E_T^{miss} calculation. The E_T^{miss} definition described above is referred to as ‘tight’ in the following.

In some cases, the so-called ‘tenacious’ offline E_T^{miss} definition is used in order to make the jet selections less sensitive to pile-up. With this algorithm, jets that have $|\eta| > 2.4$ and $p_T < 35$ GeV are vetoed, along with jets with $p_T < 120$ GeV that fail the forward jet vertex tagger (JVT) requirement that utilizes jet correlations to reject pile-up jets in a region without a tracking detector [28]. The working point used corresponds to an efficiency of 92% for hard-scatter jets. Jets with $|\eta| < 2.4$ and p_T within 20–40 GeV are used only if they satisfy a JVT requirement that yields an 85% efficiency for hard-scatter jets. Jets with p_T within 40–60 GeV and 60–120 GeV are used only if they satisfy a similar requirement with an efficiency of 92% and 97% respectively.

For all purposes considered in this paper, the offline E_T^{miss} is computed without any contribution to the visible momentum from any muon(s). This method of computing E_T^{miss} facilitates comparison with the E_T^{miss} trigger algorithms which use calorimeter information only.

5 E_T^{miss} trigger performance

The figures of merit used to characterize the performance of the E_T^{miss} trigger algorithm include: CPU time, trigger rate, efficiencies with respect to well-defined references, stability of the efficiencies for several different kinds of events, and the instantaneous luminosity dependence of these characteristics. Depending on the characteristics under study, the L1 and HLT algorithm performances, both individually and when used consecutively, are of interest. Good performance is characterized by a trigger which has stable high efficiency for signal events of interest, and, at the same time, a stable low output rate.

The trigger efficiency is defined by:

$$\varepsilon(\mathcal{S}_i) = \frac{N(\text{trigger}|\mathcal{S}_i)}{N(\mathcal{S}_i)},$$

where $N(\mathcal{S}_i)$ is the size of the sample of events satisfying some selection \mathcal{S}_i which is typically designed to isolate events within a narrow range of E_T^{miss} . To assess the efficiency of the trigger, \mathcal{S}_i is relaxed to capture events that satisfy some lower E_T^{miss} threshold. In either case, the numerator $N(\text{trigger}|\mathcal{S}_i)$ is the size of the subset of events that also satisfies the E_T^{miss} trigger requirement.

5.1 Background model based on detector resolution

The E_T^{miss} trigger rate behaviour in the absence of pile-up corrections can be studied with the `cell` E_T^{miss} algorithm. This algorithm does not attempt to correct for the effects of pileup, other than via adjustments to the cell noise thresholds. A model has been constructed that captures the dependencies of the unbiased event acceptance (and hence trigger rate) of the `cell` E_T^{miss} trigger algorithm on pile-up. The model is sufficient for the purpose of understanding the behaviour of the rate and demonstrates the need for more-sophisticated algorithms to deal with the large increase in pile-up through the period under study.

Trigger	Random triggers	$L1E_T^{\text{miss}} > 30 \text{ GeV}$	$L1E_T^{\text{miss}} > 50 \text{ GeV}$
Prescale	$\mathcal{O}(10^6)$	$\mathcal{O}(10^5)$	$\mathcal{O}(10^3)$

Table 1. Triggers used for comparing the `cell` E_T^{miss} acceptance model with data.

The `cell` E_T^{miss} distribution is modelled with two components. The first is due to calorimeter energy resolution effects. This resolution is assumed to depend on the instantaneous number μ of pp interactions per bunch crossing only through their combined contribution to the total calorimeter transverse energy ΣE_T , upon which the resolution in turn depends. The second component is the high E_T^{miss} tail of the distribution, which is assumed to arise from events with rarer measurement fluctuations and events containing non-interacting particles (such as semileptonic decays of b - or c -hadrons). The probability of the second class of fluctuations is assumed to scale linearly with instantaneous luminosity. The two components are combined to form the vector sum of the two E_T^{miss} values, with the azimuthal angle difference between the two components randomly oriented with respect to each other. By modelling the dependencies in this way, and by measuring the parameters of the model at low luminosity (and hence low pile-up), predictions of the E_T^{miss} distribution and trigger rates can be obtained for higher μ . The detailed description of the model may be found in appendix C.

To compare the calculation with measurements, data are selected by combining events obtained with several triggers, shown in table 1. For low E_T^{miss} values, events obtained with an unbiased random trigger (zero bias) are used. The background events, which dominate the rate, were selected using a zero bias trigger, weighted to the instantaneous luminosity per bunch by requiring that an electron trigger fired in the previous LHC orbit of this bunch. Such triggers are prescaled, meaning that only one in N events is accepted for some number N . Since the prescale factor N for random triggers is high, there are not enough recorded events at high E_T^{miss} for the study of the trigger background. These events are therefore supplemented with samples collected by a suite of triggers which require L1 E_T^{miss} to be greater than a set of thresholds in the range 30 GeV to 50 GeV, as shown in table 1. The efficiencies for selecting events with higher L1 E_T^{miss} thresholds (and lowest prescales) are found successively from those selected at lower thresholds (and correspondingly higher prescale), until those with the lowest E_T^{miss} have their efficiencies determined using the random trigger.

Figure 1 compares the two-component model and its individual components with the full E_T^{miss} distribution measured in data. When comparing data with the model, it is assumed that the instantaneous mean number μ of interactions per bunch crossing in the model is equal to its time-average $\langle \mu \rangle$ as measured over short periods in data. The data are also expected to have sensitivity to details that are not modelled, such as changes of calorimeter settings and the LHC bunch structure. The lower-luminosity data from earlier years of Run 2 were recorded under conditions different from those for the higher-luminosity data recorded in later years, giving differences of up to an order of magnitude in rates depending on threshold and luminosity. As is described in appendix C, the model pa-

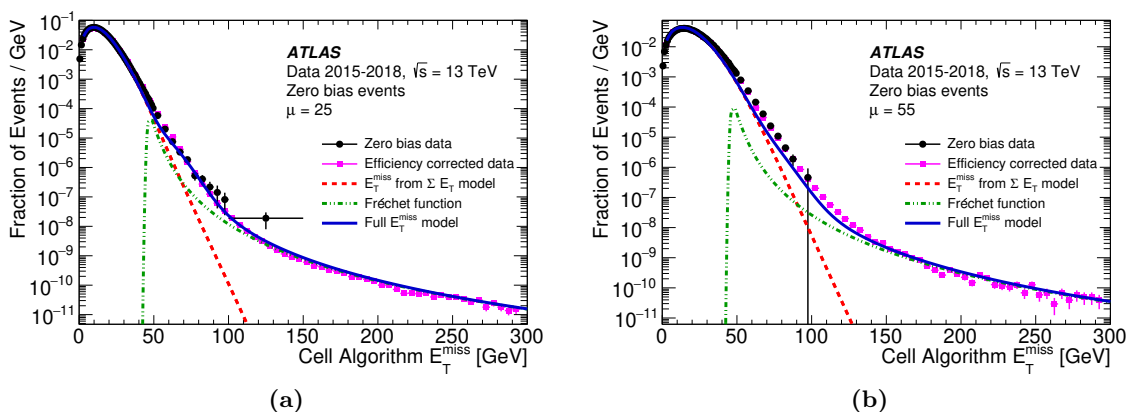


Figure 1. A comparison of the measured cell E_T^{miss} distribution with that predicted by the two-component model for two pile-up scenarios compared with data. The circular points show the data collected using zero bias triggers, but have insufficient luminosity to probe the higher E_T^{miss} portion of the distribution. The square points extend the measured distribution using L1 $E_T^{\text{miss}} > 30$ GeV and L1 $E_T^{\text{miss}} > 50$ GeV data. The uncertainties for the data points are statistical only, and much larger for the zero bias data due to the limited luminosity. The dashed (red) curve is the prediction from the calorimeter-resolution part of the model. The dash-dotted (green) curve is the high E_T^{miss} tail's probability distribution for the mean number of pp interactions μ in each figure. The solid (blue) curve is the full model prediction computed by combining the E_T^{miss} from these two individual sources shown in red and green, each calculated for $\mu = \langle \mu \rangle$. The black points show the unbiased E_T^{miss} distribution measured in data. (a) corresponds to a prediction for $\langle \mu \rangle = 25$ while (b) corresponds to $\langle \mu \rangle = 55$.

rameters were extracted from the full data set, and therefore are averaged over these effects. Nonetheless, as can be seen in figure 1, the model reproduces the key features of the data over the approximately nine orders of magnitude range of each distribution. Comparisons performed for values of average pile-up in the range $15 \lesssim \langle \mu \rangle \lesssim 60$ show that the model accounts for all qualitative features of the data in this range. Beyond these values it is found to somewhat underestimate (overestimate) the E_T^{miss} tail for higher (lower) values of $\langle \mu \rangle$.

Three regions can be seen in figure 1. For low E_T^{miss} , the resolution term dominates, and the rate grows exponentially with increasing μ . At high E_T^{miss} , the tail term dominates, and the rate is linear in μ . Both of these terms contribute at intermediate E_T^{miss} values. In this region there is a transition from exponential to linear behaviour with increasing E_T^{miss} threshold. As μ increases, this transition region moves to higher values of E_T^{miss} . For a fixed E_T^{miss} threshold trigger, the rate dependence on μ varies from linear to exponential with increasing μ . The value of μ at which this transition occurs will vary according to the E_T^{miss} threshold applied.

Figure 2 shows the prediction for the cell E_T^{miss} algorithm pass-fraction at fixed threshold as a function of μ . LHC Run-2 luminosities produced instantaneous μ as high as about 70, although the figure also shows extrapolated predictions up to $\mu = 200$. If the cell E_T^{miss} algorithm had been the primary E_T^{miss} trigger during Run 2, the threshold would have been raised considerably to keep the trigger rate within affordable limits. This increase in thresh-

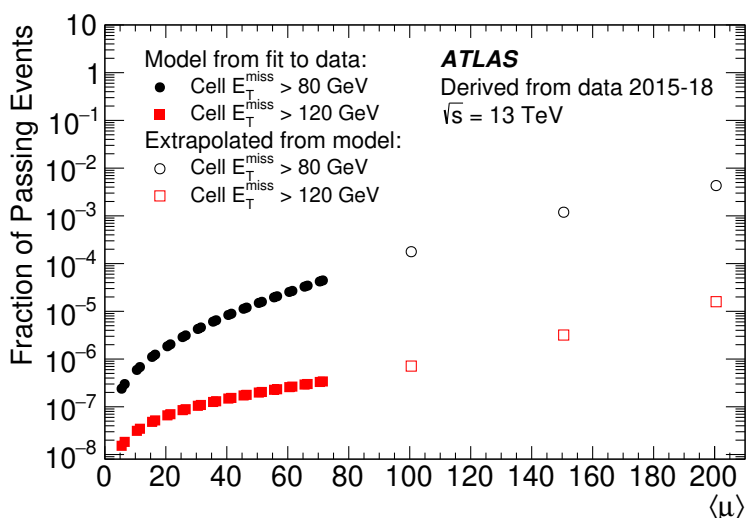


Figure 2. The E_T^{miss} model predicted trigger rate as a function of μ for the cell E_T^{miss} algorithm with a threshold of 80 GeV and 120 GeV, assuming no additional pile-up mitigation.

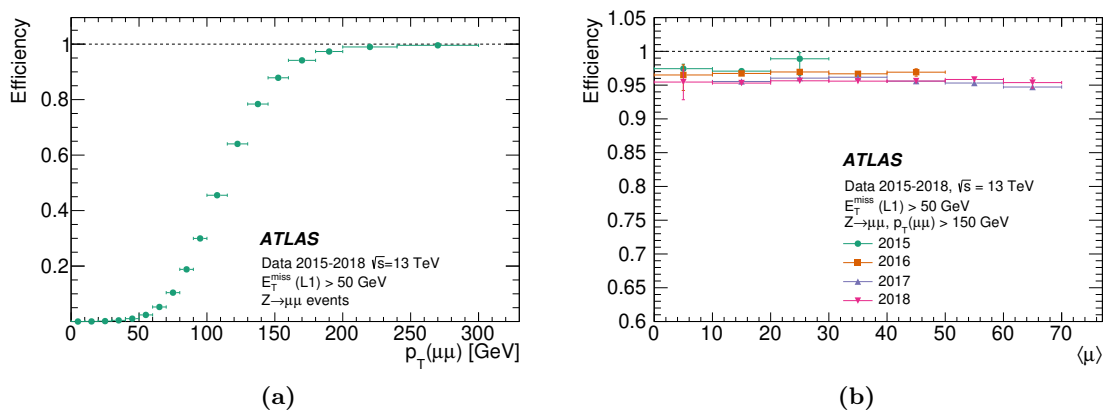


Figure 3. (a) The L1 E_T^{miss} trigger efficiency, shown as a function of $p_T(\mu\mu)$ in $Z \rightarrow \mu\mu$ events. (b) The efficiencies in the plot are shown for events satisfying a $Z \rightarrow \mu\mu$ selection and with $p_T(\mu\mu)$ larger than 150 GeV vs pile-up for each of the four years of data taking. The uncertainties are statistical.

old would have significantly decreased the efficiency for signal events. Algorithms which better correct for pile-up were therefore introduced for Run 2 and used either in conjunction with or in place of the cell E_T^{miss} algorithm.

5.2 Level-1 trigger performance

The efficiency of the L1 E_T^{miss} trigger is determined using a $Z \rightarrow \mu\mu$ events. The muons have little interaction with the calorimeter, so the transverse momentum $p_T(\mu\mu)$ of the dimuon system provides a good estimate of the E_T^{miss} expected in the trigger calculations.

To select events with two muons, a trigger requiring either two muon candidates each with $p_T > 14$ GeV, or an asymmetric threshold of 22 GeV for the leading muon and 8 GeV

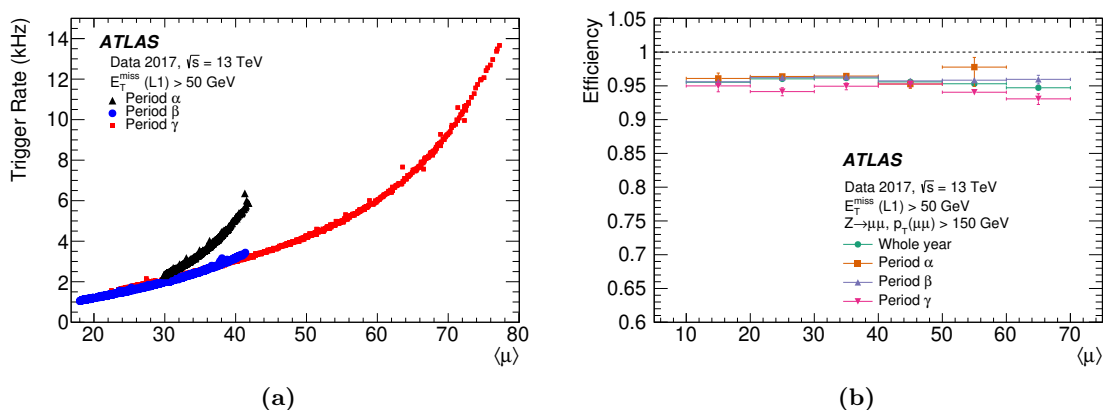


Figure 4. (a) The L1 E_T^{miss} trigger rate as a function of $\langle\mu\rangle$ for runs in three different periods (α , β , γ) in the year 2017. (b) The L1 E_T^{miss} trigger efficiency is shown as a function of mean pile-up for events satisfying a $Z \rightarrow \mu\mu$ selection and with $p_T(\mu\mu)$ larger than 150 GeV in three periods during the year 2017. The uncertainties are statistical.

for the sub-leading muon was used. The offline selection then requires that each of the two muons has $p_T > 25$ GeV, and that the dimuon invariant mass be in the range $66.6 \text{ GeV} < m(\mu\mu) < 116.6 \text{ GeV}$.

The efficiency is shown as a function of $p_T(\mu\mu)$ in figure 3a for an L1 nominal threshold of 50 GeV, at which the algorithm was generally run without prescaling. It can be observed that the algorithm achieves an efficiency of approximately 90% for a dimuon p_T of 150 GeV. The L1 E_T^{miss} trigger efficiency for a $Z \rightarrow \mu\mu$ selection is shown as a function of $\langle\mu\rangle$ for different years in figure 3b. A threshold of $p_T(\mu\mu) > 150$ GeV is used for the efficiency calculation since for E_T^{miss} values in the range 150–175 GeV, the L1 trigger is sufficiently close to fully efficient to be interesting for many physics analyses. It is observed that the same efficiency was maintained to within a few percent as the pile-up increased,

Figure 4a shows the corresponding typical trigger rate as a function of the mean pile-up $\langle\mu\rangle$, which rises with increasing luminosity. Each of the three periods shown has its own set of values of the L1 calorimeter noise thresholds, which increase with increasing $\langle\mu\rangle$ as the period changes from α to β to γ . The effect of the different noise thresholds used during the periods in 2017 (labelled α , β and γ), can be observed. As anticipated, higher calorimeter noise thresholds lead to much reduced trigger rates, particularly at higher $\langle\mu\rangle$.

The L1 E_T^{miss} trigger efficiency for a $Z \rightarrow \mu\mu$ selection is shown as a function of $\langle\mu\rangle$ is shown for the three periods with different noise thresholds during 2017 in figure 4b. Even though the calorimeter noise thresholds increase to moderate the trigger rate, the efficiency remains stable.

5.3 High-level trigger performance

The HLT background acceptance, which is proportional to the trigger rate, is defined as the fraction of events that have E_T^{miss} computed by the HLT algorithm above a given threshold.

It is determined using events collected by a dedicated set of L1 triggers, unbiased by the HLT, as described in section 5.1.

The signal efficiency is determined by events collected using the $Z \rightarrow \mu\mu$ selection described in section 5.2. A subsample is selected with an additional requirement that the L1 trigger satisfy $E_T^{\text{miss}} > 50 \text{ GeV}$, in order to determine the efficiency of the HLT algorithms alone.

Curves of background rejection versus signal efficiency are obtained by varying the HLT trigger threshold. Figure 5 compares such curves for the four E_T^{miss} algorithms defined in section 3, for different amounts of pile-up. For low pile-up ($\langle\mu\rangle < 20$) the efficiencies at which the `tc_lcw` and the `mht` E_T^{miss} algorithms have equal-efficiency rejection power within a factor of three to that of `pufit` E_T^{miss} . The `cell` E_T^{miss} algorithm has lower corresponding efficiency. As pile-up increases, `tc_lcw` and `mht` suffer the most degradation in their performance, whereas the `pufit` E_T^{miss} trigger, which was designed to be robust against increasing pile-up, continues to simultaneously achieve good signal efficiency and large background rejection.

By combining different high-level triggers it was found to be possible to further improve the overall HLT performance. The simplest way to achieve this is by demanding that more than one E_T^{miss} algorithm indicates that the event has high E_T^{miss} . The rationale for such a combination is as follows. The trigger rate of each algorithm for E_T^{miss} greater than about 50 GeV is typically dominated by contributions from the resolution tails of poorly measured events which often contain little true E_T^{miss} . Since these tails depend on the details of the algorithm, populations of poorly reconstructed events in the high E_T^{miss} tails differ between algorithms. By contrast, events with large true E_T^{miss} caused by invisible particles tend to produce a large E_T^{miss} with all algorithms. Therefore, requiring events to have large E_T^{miss} in more than one algorithm, with appropriate thresholds for each, can result in reduced trigger rates for a similar overall efficiency.

The joint use of two E_T^{miss} algorithms was found to be particularly useful when combining the `pufit` and `cell` algorithms. Figure 6 shows the relative signal acceptance and background rejection curves of the combined `pufit+cell` algorithm compared with those of `pufit` alone or `cell` alone. With suitable thresholds, the combinations can have a higher rejection at the same efficiency than does either algorithm used alone.

The efficiencies of the `cell`, `pufit` and combined `pufit+cell` algorithms are shown as a function of $p_T(\mu\mu)$ and as a function of the offline E_T^{miss} in figure 7. In order to have a fair comparison between the algorithms, each algorithm's trigger threshold has been set such that their background rejections (and hence trigger acceptance rates) are equal. The combined `pufit+cell` algorithm is again observed to have higher efficiency for signal events throughout the turn-on region than does either of the individual algorithms. The behaviour is consistent regardless of whether the efficiency is calculated as a function of $p_T(\mu\mu)$ or the offline E_T^{miss} (with muons treated as invisible).

The improved acceptance for physics analyses that results from using the new algorithms can be considerable. Figure 7 shows that the new `pufit+cell` trigger reaches its plateau efficiency at a Z boson p_T about 25 GeV below that of the `cell` trigger operating at the same rate. This permits a correspondingly 25 GeV lower offline E_T^{miss} threshold to

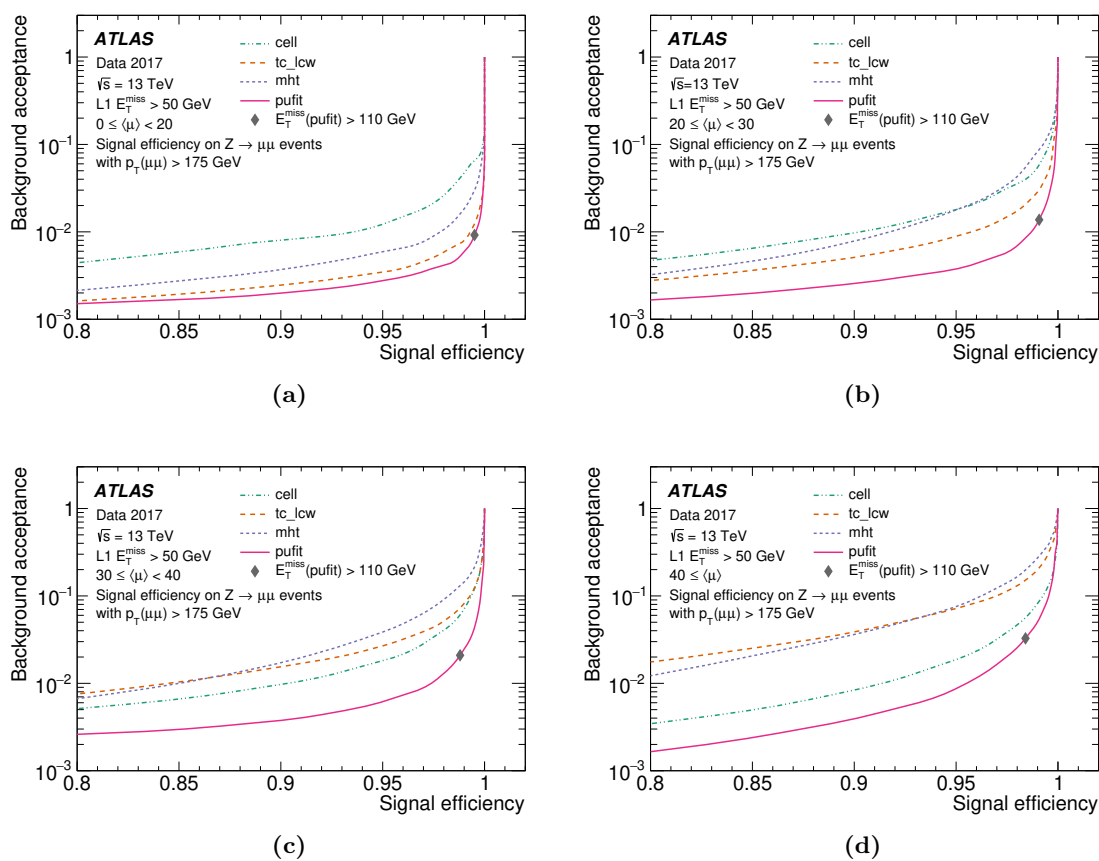


Figure 5. Background acceptance vs signal efficiency for each of four individual HLT E_T^{miss} algorithms for a $Z \rightarrow \mu\mu$ selection with $p_T(\mu\mu) > 175$ GeV for data recorded in the year 2017. The diamond indicates the performance of the $\text{pufit } E_T^{\text{miss}} > 110$ GeV trigger. Each of the four lower panels shows a different range of $\langle\mu\rangle$: (a) $0 \leq \langle\mu\rangle < 20$, (b) $20 \leq \langle\mu\rangle < 30$, (c) $30 \leq \langle\mu\rangle < 40$ and (d) $40 \leq \langle\mu\rangle$.

be used for any analysis using an E_T^{miss} trigger. This has a particularly important effect for physics channels in which the E_T^{miss} distribution falls rapidly. For those analyses that select events on the E_T^{miss} turn-on region where the trigger is not fully efficient, the $\text{pufit}+\text{cell}$ algorithm recovers up to double the number of events of interest compared to cell alone. An example is for the search for Higgs to b -quarks [11] associated with the decay $Z \rightarrow \nu\nu$. For this analysis the acceptance decreases from 12% with $E_T^{\text{miss}} > 150$ GeV to only 5% with $E_T^{\text{miss}} > 200$ GeV [29]. If the offline threshold were to increase to 225 GeV the acceptance would have been only 3.5%.

To further examine the efficiency of the trigger algorithms with respect to the offline E_T^{miss} , the E_T^{miss} trigger efficiency is calculated after applying either an additional offline $E_T^{\text{miss}} > 150$ (175) GeV requirement or an offline $p_T(\mu\mu) > 150$ (175) GeV requirement. Figure 8 (left) shows efficiencies for both the L1 trigger and the full (L1+HLT) trigger chain for data recorded at the end of 2018. The trigger efficiencies for a fixed $p_T(\mu\mu)$

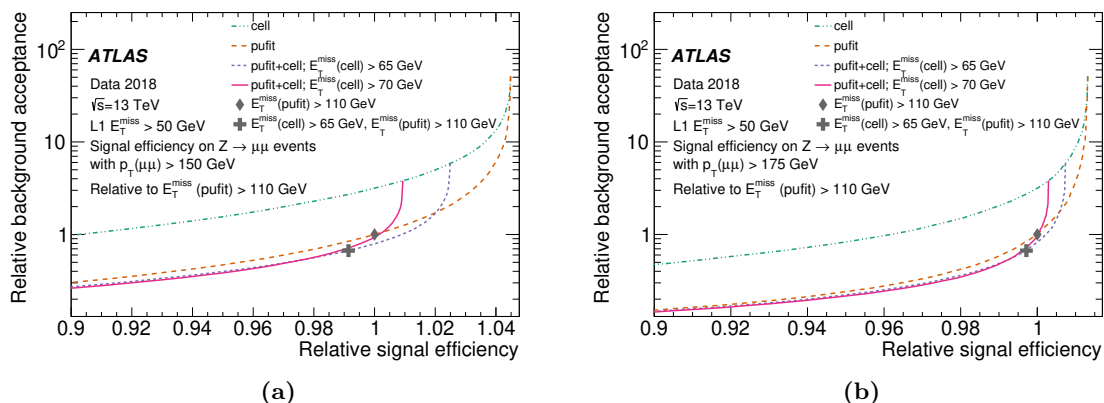


Figure 6. Relative background acceptance fraction vs. relative efficiency for two different $p_T(\mu\mu)$ thresholds: (a) $p_T(\mu\mu) > 150$ GeV and (b) $p_T(\mu\mu) > 175$ GeV for data recorded in the year 2018. Two of the curves show the performance of the stand-alone `cell` algorithm and the stand-alone `pufit` algorithm. The other two show combined algorithms each formed by requiring that the event satisfy both a fixed threshold (either 65 GeV or 70 GeV as shown in the legend) for the `cell` algorithm and a `pufit` E_T^{miss} threshold which varies along the curve. In each plot the background acceptance fractions and the efficiencies are relative to those of the `pufit` $E_T^{\text{miss}} > 110$ GeV trigger and thus can be greater than one. The diamond indicates the performance of the `pufit` $E_T^{\text{miss}} > 110$ GeV trigger while the cross indicates the performance of the combined (`pufit` $E_T^{\text{miss}} > 110$ GeV and `cell` $E_T^{\text{miss}} > 50$ GeV) trigger.

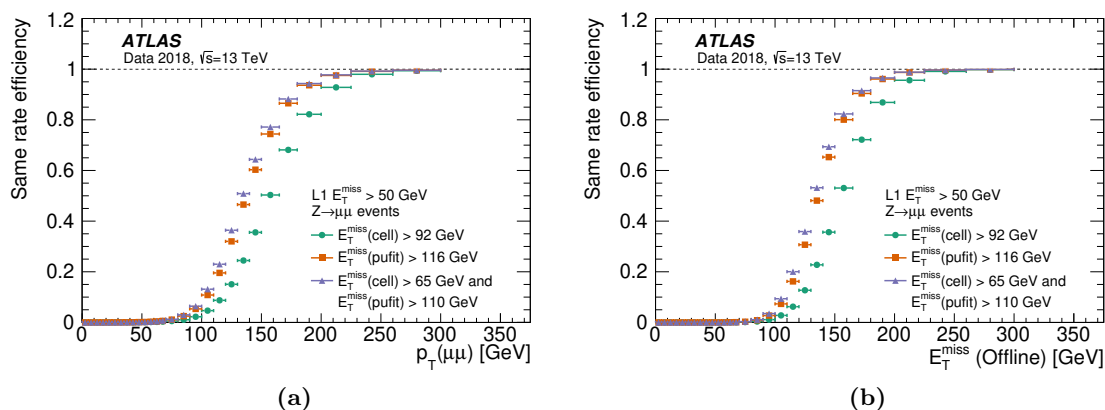


Figure 7. Turn-on efficiency curves are shown for $Z \rightarrow \mu\mu$ events for three algorithms: the `cell` algorithm alone, the `pufit` algorithm alone and the combined `cell+pufit` algorithm. The thresholds are set such that the algorithms have equal rates, and the data were recorded in the year 2018. (a) The trigger efficiency with respect to $p_T(\mu\mu)$. (b) The trigger efficiency with respect to the offline E_T^{miss} calculation with muons treated as being invisible.

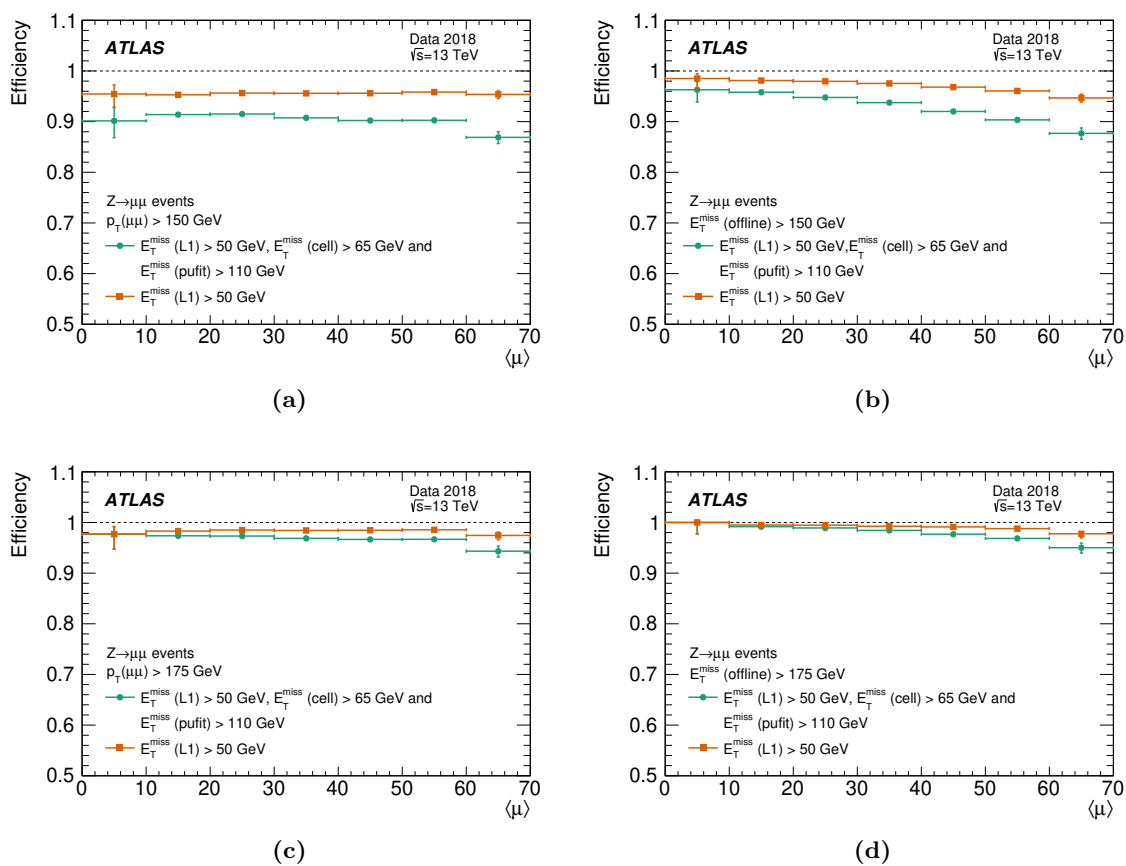


Figure 8. Efficiencies for $Z \rightarrow \mu\mu$ events are shown for the L1 $E_T^{\text{miss}} > 50$ GeV trigger (square) and for the complete L1+HLT trigger chain (circle) that also requires `pufit` $E_T^{\text{miss}} > 110$ GeV. The uncertainties are statistical. Each is shown as a function of $\langle \mu \rangle$, either for a $p_T(\mu\mu)$ threshold as in the left plots: (a) and (c) or for an offline E_T^{miss} threshold as shown in the right plots: (b) and (d). The upper two plots (a) and (b) show thresholds of 150 GeV, while the lower two plots (c) and (d) correspond to thresholds of 175 GeV.

threshold show no significant decrease, even for the highest values of $\langle \mu \rangle$. However, when compared with an offline E_T^{miss} threshold in figure 8 (right), an apparent degradation of the trigger efficiency is observed for high $\langle \mu \rangle$. This indicates that the difference between the online and offline E_T^{miss} definitions has a larger effect at higher $\langle \mu \rangle$.

5.4 Trigger menu evolution and performance

Due to the dependence of the algorithm efficiencies and trigger rates upon luminosity, it was necessary to update the primary physics triggers to cope with the increasing pile-up levels. Since the L1 rate was reduced by adjusting calorimeter noise thresholds, only small adjustments needed to be made to the overall L1 threshold. Table 2 summarizes the algorithms and trigger thresholds used during Run-2 data taking. In 2015–2016, the `mht` E_T^{miss} was used. From 2016, the `pufit` E_T^{miss} was combined with `cell` E_T^{miss} , thereby mitigating the effect of pile-up.

Year	Trigger name	HLT algorithm [GeV]	L1 threshold [GeV]	HLT threshold [GeV]	$\int \mathcal{L} dt$ [fb ⁻¹]
2015	HLT_xe70_mht_L1XE50	mht	50	70	3.5
2016	HLT_xe90_mht_L1XE50	mht	50	90	12.7
2016	HLT_xe110_mht_L1XE50	mht	50	110	30.0
2017	HLT_xe90_pufit_L1XE50	pufit, cell	50	90, 50	21.8
2017	HLT_xe100_pufit_L1XE50	pufit, cell	50	100, 50	33.0
2017	HLT_xe110_pufit_L1XE50(55)	pufit, cell	50 (55)	110, 50	47.7
2018	HLT_xe110_pufit_xe65_L1XE50	pufit, cell	50	110, 65	57.0
2018	HLT_xe110_pufit_xe70_L1XE50	pufit, cell	50	110, 70	62.6

Table 2. The evolution of the primary E_T^{miss} physics triggers through the years of the LHC physics Run 2 from 2015 to 2018. For each year the table shows the algorithms used, the L1 and HLT thresholds applied and the integrated luminosity collected. Where two HLT thresholds are given, the first corresponds to the `pufit` algorithm and the second to the `cell` algorithm. In 2017, the `pufit` algorithm was used in conjunction with an additional requirement that `cell` $E_T^{\text{miss}} > 50$ GeV, which is not explicit in its name. The integrated luminosities are not exclusive and cannot be summed to obtain a total integrated luminosity.

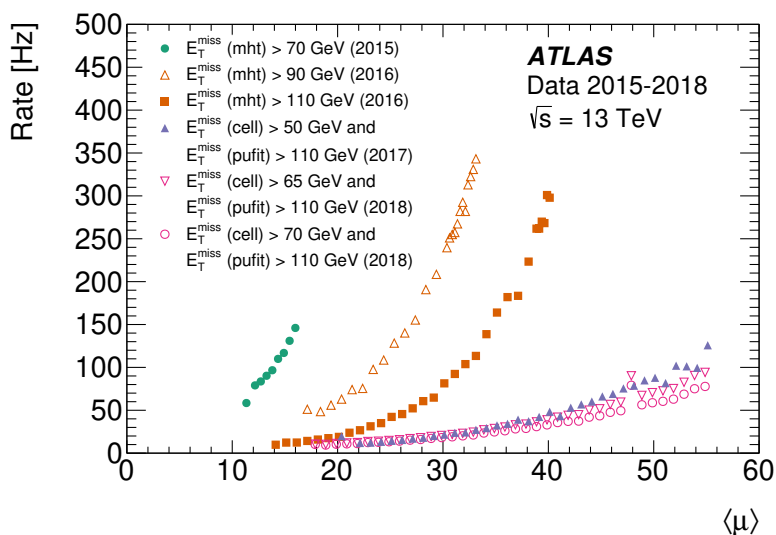


Figure 9. High-level trigger output rates, as a function of $\langle \mu \rangle$, shown separately for example runs in each year 2015–2018, for triggers HLT_xe70_mht (2015), HLT_xe90_mht and HLT_xe110_mht (2016), HLT_xe110_pufit (2017), HLT_xe110_pufit_xe65 and HLT_xe110_pufit_xe70 (2018). The HLT_xe110_pufit trigger used during 2017 also included an implicit requirement of `cell` $E_T^{\text{miss}} > 50$ GeV.

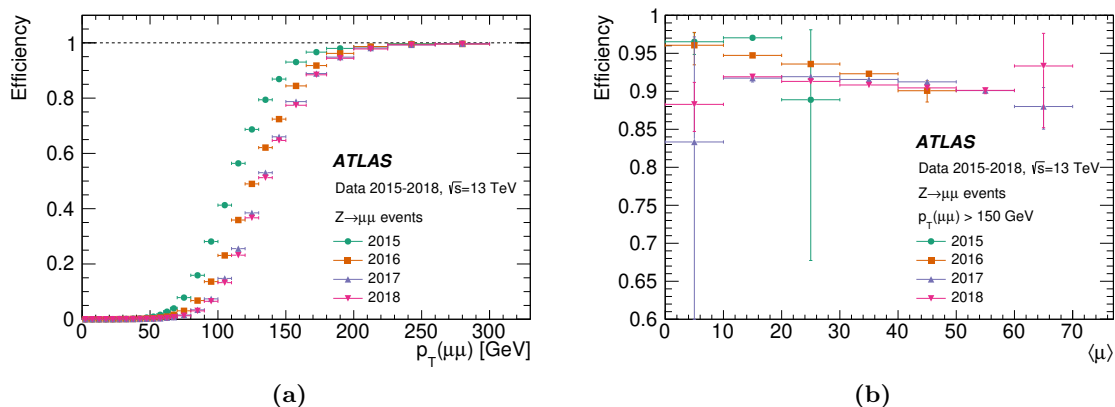


Figure 10. Full-chain trigger efficiencies for each year (a) as a function of $p_T(\mu\mu)$ and (b) as a function of $\langle\mu\rangle$ for $p_T(\mu\mu) > 150$ GeV. The efficiency corresponds to that of the lowest unprecaled trigger that is adjusted throughout each year (table 2). The uncertainties are statistical.

The trigger names carry information about the algorithms and thresholds used. For example L1_XE50, denotes that the requirement is placed upon the first-level trigger (L1), that the requirement is on the value of E_T^{miss} (XE), and provides the value of the L1 trigger threshold (50 GeV). The naming convention for full trigger paths can be parsed to give the trigger algorithms and their thresholds. For example, for the trigger path named HLT_xe110_pufit_L1XE50, the prefix HLT indicates that the event must satisfy the high-level trigger requirement; xe110 indicates that the HLT threshold used was 110 GeV; pufit refers to the HLT algorithm used (except in the special case of the cell E_T^{miss} algorithm, where the additional algorithm name is omitted), and L1XE50 refers to the L1 item used and its threshold.

Typical output rates for various HLT algorithms are shown year-by-year in figure 9. The reduction in rate obtained by using the pufit-based algorithms is a factor of ten or more for higher values of $\langle\mu\rangle$.

The overall (L1 +HLT) E_T^{miss} trigger efficiency is shown year-by-year in figure 10. The efficiency is shown both as a function of $p_T(\mu\mu)$ and as a function of pile-up. The latter demonstrates that the efficiency remained stable within a few percent even at the highest pile-up values recorded.

5.5 Algorithm computation times

Average CPU times for the various steps used in the HLT E_T^{miss} algorithms are given in table 3. For all algorithms except cell, the fraction of the computation time needed for evaluating the final E_T^{miss} from previously determined input elements is negligible, and most of the CPU time is spent reconstructing cells and topological clusters. All steps satisfy the requirement described in section 3 that the CPU time does not exceed $\mathcal{O}(100$ ms).

Algorithm step	Time per step [ms]	Algorithm			
		tc_lcw	pufit	cell	mht
Calorimeter cell reconstruction	20	•	•	•	•
Topological cluster reconstruction	75	•	•	—	•
Jet reconstruction	15	—	—	—	•
E_T^{miss} evaluation time [ms]	—	—	—	40	—
Total time (ms)	—	95	95	60	110

Table 3. The average execution time of each step in computing E_T^{miss} in the HLT online farm. The dot (•) indicates the required steps for each algorithm. The time to evaluate the E_T^{miss} is shown as well, with the total time per step added to the evaluation time.

5.6 Dependence on event characteristics

All of the previous efficiencies are computed using the clean reference sample selected with two muons in the final state. This sample is dominated by $Z \rightarrow \mu\mu$ events produced with additional jets. Because the detector response is not identical for events selected according to different criteria, the computation of E_T^{miss} also depends on the event characteristics, for example whether jets or electrons are required to be present. In this section the trigger efficiency is evaluated and compared for a variety of offline event selections.

To complement the $Z \rightarrow \mu\mu$ events, four other selections are defined, as shown in table 4. The $t\bar{t}$ selections target the pair production of top quarks, and are particularly useful for examining performance in events with a large number of jets. These selections require that the event contain either (i) exactly one electron and no muons or (ii) exactly one muon and no electrons or (iii) exactly one electron and one muon. The vector boson fusion (VBF) selection targets events characterized by two energetic jets, where typically at least one jet is in the forward calorimeter. The selection requires two jets separated by a large pseudorapidity difference and not back-to-back in azimuth. The W boson sample targets the $W \rightarrow e\nu$ process, and samples events with electromagnetic energy deposits that can be larger than 50 GeV.

Physics process	Offline E_T^{miss} definition	Lepton(s)	Kinematics
$Z \rightarrow \mu\mu$	$p_T(\mu\mu)$	$\mu\mu$	$66.6 < m(\mu\mu) < 116.6 \text{ GeV}$
$W \rightarrow e\nu$	Tight	e	—
VBF	Tight	$\mu, p_T > 30 \text{ GeV}$	Exactly two jets, $p_T > 80(50) \text{ GeV}$, $ \Delta\phi(\text{jj}) < 1.8, \Delta\eta(\text{jj}) > 4.9$
$t\bar{t}$	Tight	$e, \mu, e^\pm\mu^\mp$	≥ 2 b -tagged jets

Table 4. Definition of offline analysis selections used for efficiency measurements, labelled by the physics process being examined. All indicated lepton requirements implicitly require $p_T(\ell) > 25 \text{ GeV}$ unless specified. The offline E_T^{miss} definitions correspond to different working points. When multiple jets are required with different p_T thresholds, the threshold for the subleading jet is listed in parentheses, e.g. 80 (50) GeV.

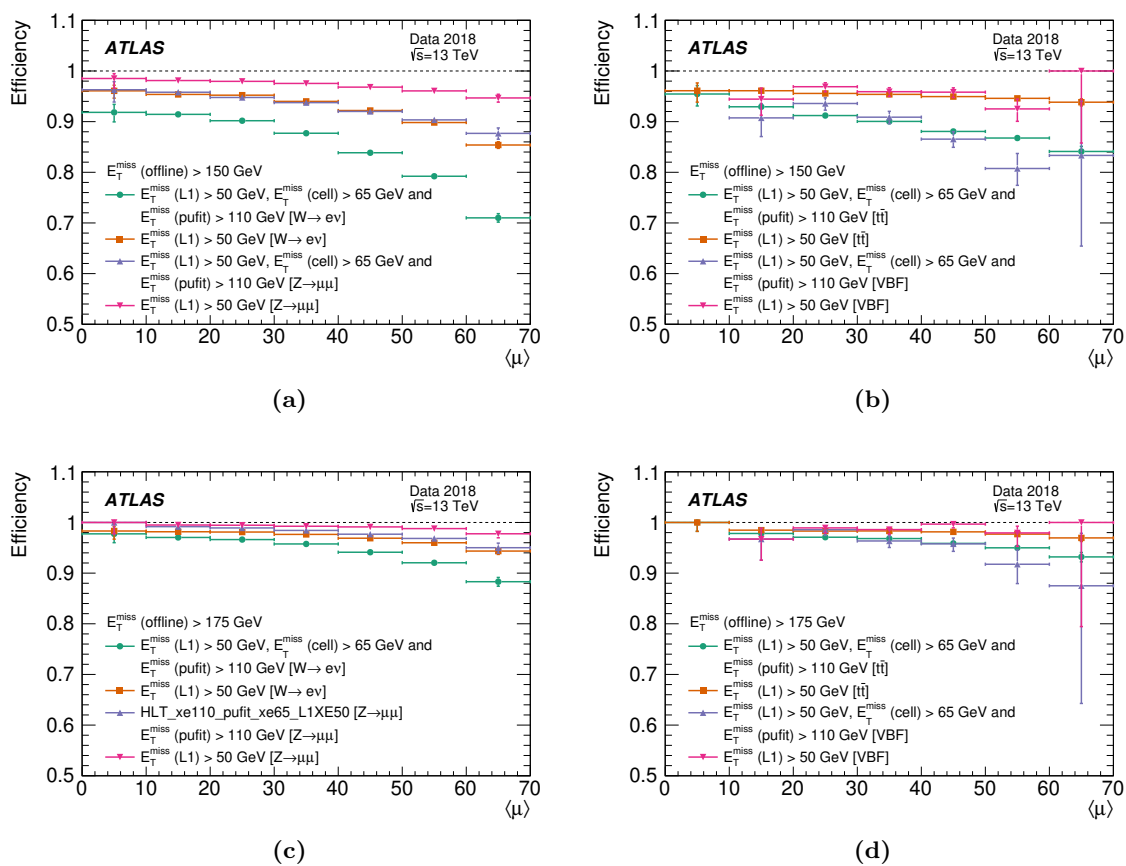


Figure 11. Efficiencies for the first-level trigger L1XE50 and the combined L1+HLT trigger chain HLT_xe110_pufit_xe65_L1XE50 in data recorded in the year 2018 are shown as a function of $\langle\mu\rangle$ for two different offline E_T^{miss} thresholds and four different physics selections: (a) $W \rightarrow e\nu$ and $Z \rightarrow \mu\mu$ selections with offline $E_T^{\text{miss}} > 150$ GeV (b) $t\bar{t}$ and vector boson fusion selections with offline $E_T^{\text{miss}} > 150$ GeV (c) $W \rightarrow e\nu$ and $Z \rightarrow \mu\mu$ selections with offline $E_T^{\text{miss}} > 175$ GeV (d) $t\bar{t}$ and vector boson fusion selections with offline $E_T^{\text{miss}} > 175$ GeV. The uncertainties are statistical.

The W boson, VBF and $t\bar{t}$ samples were each collected using a trigger that selects events containing a single isolated electron or muon. The required lepton transverse momentum thresholds were in the range 24–26 GeV, where the p_T value corresponds to the lowest threshold single lepton trigger available for a given luminosity.

Figure 11 shows the stability of the efficiencies with respect to pile-up after requiring that the offline E_T^{miss} be larger than 150 (175) GeV for these four different physics selections. In general, the efficiency for $\langle\mu\rangle > 50$ tends to be approximately 10–20% lower for events containing an electron rather than a muon. A difference in behaviour is not unexpected given that electrons are included in the calculation of the visible momentum, whereas muons are not. The offline E_T^{miss} calculation uses offline electrons that have better resolution compared to the trigger algorithm. It can also be seen that events containing forward jets in the VBF selections, or containing jets from top quark decays (right) have a somewhat different behaviour than do those events selected without jet requirements (left). Such variations

are also to be expected, since the E_T^{miss} resolution and scale change if any jets are present and depend on their energies and the region(s) of the calorimeter in which they are found.

5.7 Comparison with Monte Carlo simulation

It is important for most physics analyses to quantify the efficiency with which the trigger selects the events of interest. Depending on the details of the analysis, the E_T^{miss} trigger efficiency may be determined from data alone, from a Monte Carlo simulation, or from a combination of the two. A concern with using Monte Carlo simulation to derive the E_T^{miss} trigger efficiency is the effect of any residual difference between data and simulation. For example, as described in section 3.1, the noise thresholds of the L1 E_T^{miss} trigger algorithm are adjusted periodically during data taking, but it is generally impractical to include such changes in the simulation. Because the E_T^{miss} triggers use information from the full calorimeter, the efficiency determined using E_T^{miss} triggers is more sensitive to changes in noise thresholds than the efficiency of other triggers.

Many ATLAS physics analyses render residual E_T^{miss} trigger inefficiencies largely immaterial by requiring that the offline E_T^{miss} be larger than 200 GeV. This requirement means that selected events are in a region in which the trigger efficiency is greater than 99% and therefore inefficiencies are negligible. However, some analyses, particularly those in which the number of events falls rapidly with increasing E_T^{miss} (such as those in refs. [4, 8, 11]) motivate the use of E_T^{miss} thresholds below the trigger plateau in order to maintain high signal efficiency. For these and similar cases the E_T^{miss} trigger efficiency needs to be determined, often by using Monte Carlo simulations. Any differences between the simulation and the data may therefore lead to an incorrect calculation of the efficiency if the simulation alone were to be relied upon.

To account for residual differences between data and simulation, corrections referred to as scale factors are determined by measuring the ratio of the trigger efficiency using data to that expected from simulation. These are subsequently applied to correct the signal and background simulation. In the case of the E_T^{miss} trigger the values of the scale factors vary with properties that include, e.g., the value of the trigger threshold, the cell noise thresholds, the definition of offline E_T^{miss} and the details of the offline selection. Given that the E_T^{miss} trigger is used for a large range of offline selections with widely varying final states, no single scale factor suitable for all cases can be found. Instead, analysis-specific corrections must be employed.

Comparisons between the trigger efficiency as predicted by Monte Carlo simulation and as measured in data were performed for both the L1 and the combined L1+HLT trigger chain, using data recorded during 2018. The trigger employed for those data is the combined `pufit+cell` algorithm with thresholds as indicated in table 2. The variant of the offline E_T^{miss} used is that referred to as ‘tenacious’, and is described in section 4. The efficiency is measured using events containing a single muon, which, as elsewhere, is treated as being invisible in the E_T^{miss} calculation. The selection requirements are otherwise similar to the row labelled ‘VBF’ in table 4, except that: the requirements on the VBF jets are changed such that $|\Delta\phi(\text{jj})| < 2.0$ and $m(\text{jj}) > 200$ GeV. In addition, for figure 12a, exactly two jets are required and $|\Delta\eta(\text{jj})| > 5.0$, while figure 12b is binned in jet multiplicity and $|\Delta\eta(\text{jj})| > 3.5$. This selection is similar to that used in the VBF Higgs-to-invisible analysis [4].

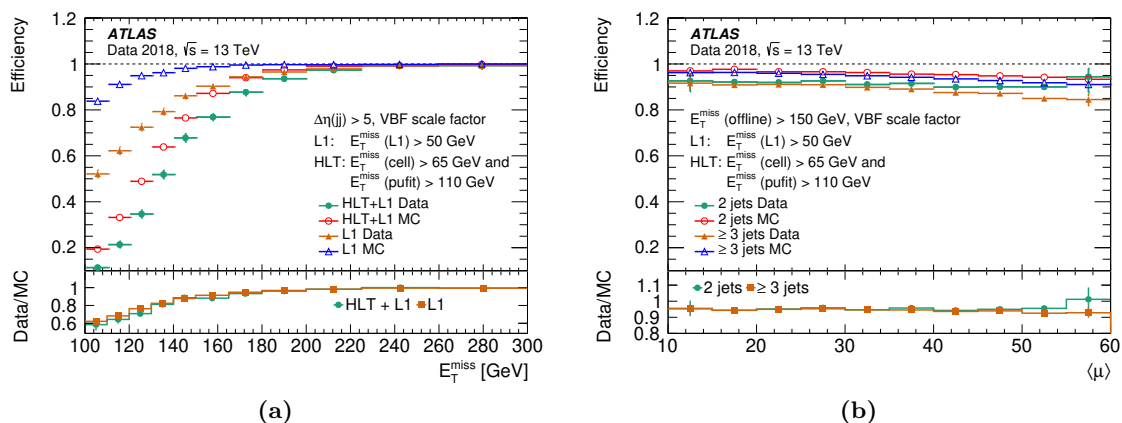


Figure 12. Efficiencies from data and from simulation for L1 (L1XE50) and the combined L1+HLT chain (HLT_xe110_putfit_xe65_L1XE50) triggers are shown for a VBF selection which requires at least two jets that are well separated in rapidity. The uncertainties are statistical only. The lower panels show the ratios between efficiencies in data and simulation. (a) Efficiencies as a function of the offline E_T^{miss} . In this plot the jet rapidity difference requirement has been tightened to $\Delta\eta(jj) > 5$ (b) efficiencies as a function of $\langle\mu\rangle$ for an offline requirement of $E_T^{\text{miss}} > 150$ GeV using the ‘tenacious’ working point; the efficiencies in data and MC simulation are compared for two different selections, one requiring exactly two and the other ≥ 3 jets.

Monte Carlo simulated samples of the $Z \rightarrow \nu\nu$, $W \rightarrow \ell\nu$ and $Z \rightarrow \ell\ell$ processes were generated at next-to-leading order (NLO) in strong coupling constant α_s using SHERPA 2.2.1 [30]. These calculations use the Comix [31] and OpenLoops [32] matrix element generators, and merging was done with the SHERPA parton shower [33] using the ME+PS@NLO prescription [34]. The NNPDF3.0 parton distribution function (PDF) set [35] computed at next-to-next-to-leading order in α_s was used, along with dedicated parton shower tuning parameters developed for SHERPA 2.2.1 [36]. After the events were generated, the response of the detector [37] is simulated using GEANT4 [38]. Each W or Z boson event was overlaid with 15–70 pile-up collisions to match the distribution in data. The pile-up events were simulated using PYTHIA 8.1 [39] with the MSTW2008 PDF set [35] and A3 set of parameters tuned to data [40, 41]. The efficiency as a function of offline E_T^{miss} is shown in figure 12a. In the trigger turn-on region at lower values of offline E_T^{miss} , a difference can be observed between data and simulation, an effect largely attributable to the L1 trigger. The lower panel shows the ratio of data-determined to simulated efficiency as a function of the offline E_T^{miss} . This ratio is an example of the scale factor that can be applied to simulated Monte Carlo events to correct their E_T^{miss} trigger efficiency. Figure 12b shows the efficiency with respect to $\langle\mu\rangle$ for a selection that requires offline $E_T^{\text{miss}} > 150$ GeV and either exactly 2 or ≥ 3 jets. It can be seen that the Monte Carlo simulations overestimate the efficiency by a few percent. Such considerations show the need both to correct for the differences between data and simulation when working in the turn-on region, and to understand the behaviour of the resulting scale factors for appropriate selections.

6 Conclusion

Despite the considerable increase in luminosity during Run 2 of the LHC (2015–2018), it was possible to maintain the excellent performance of the ATLAS E_T^{miss} trigger. This was achieved through a dedicated programme of developing, testing, evaluating and optimizing various pile-up mitigation algorithms.

For triggers without any pile-up correction, a steep increase in trigger rate with pile-up is observed. This behaviour is consistent with expectations from a two-component background E_T^{miss} distribution model.

Several E_T^{miss} trigger algorithms were introduced in ATLAS during LHC Run 2. Both the first-level and high-level trigger algorithms were improved to maintain a similar level of efficiency throughout the data-taking period. These included a new high-level trigger algorithm which uses a fit to determine pile-up-induced local energy deposits in individual events to reduce the impact of increasing luminosity on the E_T^{miss} trigger rate. In addition, it was found that combining algorithms related to different sources of high- E_T^{miss} tails could, with an appropriate choice of thresholds, help maintain high efficiency while keeping trigger rates under control. The new algorithms enabled the offline E_T^{miss} selection to become efficient about 25 GeV earlier than would have previously been possible. In the trigger turn-on region the new algorithms recovered up to double the number of events that would have been possible previously.

A study of the E_T^{miss} trigger performance for different signal samples shows only a small degradation of the efficiency despite the factor of four increase in instantaneous luminosity during the four-year LHC Run-2 period. The E_T^{miss} trigger behaviour agrees in general with predictions from Monte Carlo simulations. However, the low- E_T^{miss} region, where the trigger is not fully efficient, is more difficult to model precisely. Since different E_T^{miss} algorithms respond differently depending on the characteristics of the event, it is necessary for analyses working in this low- E_T^{miss} region to determine the specific corrections appropriate to their particular event selection.

The predictions from the background model extend up to $\mu = 200$, the value anticipated for the HL-LHC [29]. The predicted rates are those that would be obtained if no changes were made to the algorithm to mitigate pile-up. The equal-threshold acceptance fractions predicted for this level of pile-up are about two orders of magnitude higher than in Run 2, making that environment even more challenging for the E_T^{miss} trigger. The upgrades planned for ATLAS from 2021 to 2025 will enable a factor of ten increase in trigger rate and a first-level trigger that takes advantage of the full calorimeter granularity. As found in the results presented in this paper, mitigation of pile-up is possible, by use of specifically-designed algorithms which can achieve lower rates for the same signal efficiency. Use of tracking information can also mitigate the pile-up effect, as can increasing the cell noise thresholds. However, from the rate predictions it is clear that further development of the high-level E_T^{miss} trigger algorithms will also be required.

Acknowledgments

We thank CERN for the very successful operation of the LHC, as well as the support staff from our institutions without whom ATLAS could not be operated efficiently.

We acknowledge the support of ANPCyT, Argentina; YerPhI, Armenia; ARC, Australia; BMWFW and FWF, Austria; ANAS, Azerbaijan; SSTC, Belarus; CNPq and FAPESP, Brazil; NSERC, NRC and CFI, Canada; CERN; CONICYT, Chile; CAS, MOST and NSFC, China; COLCIENCIAS, Colombia; MSMT CR, MPO CR and VSC CR, Czech Republic; DNRF and DNSRC, Denmark; IN2P3-CNRS and CEA-DRF/IRFU, France; SRNSFG, Georgia; BMBF, HGF and MPG, Germany; GSRT, Greece; RGC and Hong Kong SAR, China; ISF and Benoziy Center, Israel; INFN, Italy; MEXT and JSPS, Japan; CNRST, Morocco; NWO, Netherlands; RCN, Norway; MNiSW and NCN, Poland; FCT, Portugal; MNE/IFA, Romania; MES of Russia and NRC KI, Russia Federation; JINR; MESTD, Serbia; MSSR, Slovakia; ARRS and MIZŠ, Slovenia; DST/NRF, South Africa; MINECO, Spain; SRC and Wallenberg Foundation, Sweden; SERI, SNSF and Cantons of Bern and Geneva, Switzerland; MOST, Taiwan; TAEK, Turkey; STFC, United Kingdom; DOE and NSF, United States of America. In addition, individual groups and members have received support from BCKDF, CANARIE, Compute Canada and CRC, Canada; ERC, ERDF, Horizon 2020, Marie Skłodowska-Curie Actions and COST, European Union; Investissements d’Avenir Labex, Investissements d’Avenir Idex and ANR, France; DFG and AvH Foundation, Germany; Herakleitos, Thales and Aristeia programmes co-financed by EU-ESF and the Greek NSRF, Greece; BSF-NSF and GIF, Israel; CERCA Programme Generalitat de Catalunya and PROMETEO Programme Generalitat Valenciana, Spain; Göran Gustafssons Stiftelse, Sweden; The Royal Society and Leverhulme Trust, United Kingdom.

The crucial computing support from all WLCG partners is acknowledged gratefully, in particular from CERN, the ATLAS Tier-1 facilities at TRIUMF (Canada), NDGF (Denmark, Norway, Sweden), CC-IN2P3 (France), KIT/GridKA (Germany), INFN-CNAF (Italy), NL-T1 (Netherlands), PIC (Spain), ASGC (Taiwan), RAL (U.K.) and BNL (U.S.A.), the Tier-2 facilities worldwide and large non-WLCG resource providers. Major contributors of computing resources are listed in ref. [50].

A Full definition of the trigger implementing local pile-up suppression

The details of the `pufit` algorithm, introduced in section 3.5, are as follows.

To estimate the contribution from high- E_T energy deposits, the calorimeter is divided into equal area ‘patches’. Using 8 divisions in ϕ and 14 in η yields a total of 112 patches, each with an area similar to that of an $R = 0.4$ jet. The energy for each patch is computed from the sum of all the clusters that fall within that patch. To prevent a jet from being split into two low- E_T patches, four sets of patches are constructed in parallel, with each set shifted by half of a patch size along η and/or ϕ . From the four candidate sets of patches, the algorithm selects the set that yields the largest scalar sum of E_T from the high- E_T patches. The transverse energy in each patch is then used to select the hard-scatter and

pile-up patches. Finally, a fit is performed to determine the pile-up contribution to each hard-scatter patch.

The fit is constrained by two assumptions: first that the vector sum of \vec{E}_T^{miss} over all pile-up contributions should be zero, and second that the pile-up should be relatively evenly distributed throughout the detector.

Stage 1: selection of hard-scatter patches. The hard-scatter patch threshold is determined for each event from the trimmed mean and variance of the distribution of the patch E_T values in the event. The patch E_T values are sorted in ascending order and a trimmed mean is determined by discarding the 5% of patches with the lowest E_T and the 5% of patches with the highest E_T . The trimmed mean is given by:

$$\langle E_T \rangle_{\text{patch}} = \frac{1}{N} \sum_{j=0.05N}^{0.95N} E_{T_j},$$

where N is the total number of patches. The variance of the patch E_T values is estimated using the sample variance, calculated as

$$V_{\text{patch}} = \frac{1}{N} \left\{ \sum_{j=1}^{0.95N} (E_{T_j} - \langle E_T \rangle_{\text{patch}})^2 + \sum_{j=1}^{0.05N} (E_{T_j} - \langle E_T \rangle_{\text{patch}})^2 \right\},$$

where the second term uses the lowest 5% of patches (already included in the first term) to estimate the contribution to the variance from pile-up in the highest 5%. The highest 5% are excluded because the sample is biased by hard-scatter jets. The patch threshold is then set to

$$E_T^{\text{thres}} = \langle E_T \rangle_{\text{patch}} + n_\sigma \sqrt{V_{\text{patch}}},$$

with n_σ chosen to be 5, based on rate considerations. The typical value for E_T^{thres} after the L1 requirement is 30 GeV.

With the threshold determined, patches are categorized as high- E_T or low- E_T if they have transverse energy above or below E_T^{thres} , respectively. Any event that has no patch above threshold has `pufit` E_T^{miss} set to zero and is rejected by the trigger. Approximately 97% of background events that pass the L1XE50 trigger have at least one hard-scatter patch.

Stage 2: performing the fit. The fit of the pile-up contribution to each of the high- E_T patches is performed by minimizing the χ^2 function

$$\chi^2(\mathcal{E}_{T_1}, \dots, \mathcal{E}_{T_m}) = \Delta^T V^{-1} \Delta .$$

In this expression V is the associated covariance matrix, and the variables \mathcal{E}_{T_k} are the pile-up contributions to the transverse energies of the m high- E_T patches. The values of \mathcal{E}_{T_k} are determined by minimizing this χ^2 function. The $(m + 2)$ -dimensional vector Δ is

given by

$$\Delta = \begin{pmatrix} \sum_{i=1}^{N_{\text{low}}} E_{x_i} + \sum_{k=1}^m \mathcal{E}_{T_k} \cos \phi_k \\ \sum_{i=1}^{N_{\text{low}}} E_{y_i} + \sum_{k=1}^m \mathcal{E}_{T_k} \sin \phi_k \\ \left(A_1/A_{\text{low}} \times \sum_{i=1}^{N_{\text{low}}} E_{T_i} \right) - \mathcal{E}_{T_1} \\ \vdots \\ \left(A_m/A_{\text{low}} \times \sum_{i=1}^{N_{\text{low}}} E_{T_i} \right) - \mathcal{E}_{T_m} \end{pmatrix}$$

where the A_k are the areas of each of the m high- E_T patches, and A_{low} is the summed area of the low- E_T patches. The first two lines impose the transverse momentum conservation constraints $\sum E_x = 0$ and $\sum E_y = 0$ on the pile-up contributions. On each of those two lines, the first sum (for which $N_{\text{low}} = N - m$) runs over the low- E_T patches, and the second over the estimated contributions of pile-up in the high- E_T patches. The quantities $\cos \phi_k$ and $\sin \phi_k$ are given by E_{x_k}/E_{T_k} and E_{y_k}/E_{T_k} , respectively. Each of the remaining m lines corresponds to one of the high- E_T patches, and penalizes any difference between the to-be-fitted pile-up estimate in that patch \mathcal{E}_{T_k} and the amount of pile-up transverse energy that would be expected in it, based on the event-wide average transverse energy density (as calculated from the low- E_T patches). The event-wide transverse energy is given by the term $A_k/A_{\text{low}} \times \sum_{i=1}^{N_{\text{low}}} E_{T_i}$, where the ratio $(\sum_{i=1}^{N_{\text{low}}} E_{T_i})/A_{\text{low}}$ is the average energy density from the low- E_T patches.

For the determination of the covariance matrix, the fluctuations of all of the low- E_T patches are calculated from the contribution to the calorimeter energies due to detector resolution. The uncertainty in each measured patch transverse energy E_{T_i} is taken as

$$\sigma_i^2 = r_0^2 + r^2 E_{T_i},$$

where r is the resolution scale, set to $0.5 \text{ GeV}^{1/2}$ and determined from calorimeter energy resolutions. The r_0 term is a resolution floor (0.05 GeV), introduced to avoid numerical problems for events where most of the patches have no deposited E_T . The patch sample variance V_{patch} calculated above is used for the lower m diagonal elements. The full covariance matrix is

$$V = \begin{pmatrix} V_{11} & V_{12} & 0 & 0 & \dots & 0 \\ V_{12} & V_{22} & 0 & 0 & \dots & 0 \\ 0 & 0 & sV_{\text{patch}} & 0 & \dots & 0 \\ 0 & 0 & 0 & \ddots & \dots & 0 \\ \vdots & \vdots & \vdots & \vdots & \ddots & \vdots \\ 0 & 0 & 0 & 0 & \dots & sV_{\text{patch}} \end{pmatrix}$$

where the upper 2×2 block is given by

$$V_{\text{cov}} \equiv \begin{pmatrix} V_{11} & V_{12} \\ V_{12} & V_{22} \end{pmatrix} = \begin{pmatrix} \sum_i^{N_{\text{low}}} \sigma_i^2 \cos^2 \phi_i & \sum_i^{N_{\text{low}}} \sigma_i^2 \cos \phi_i \sin \phi_i \\ \sum_i^{N_{\text{low}}} \sigma_i^2 \cos \phi_i \sin \phi_i & \sum_i^{N_{\text{low}}} \sigma_i^2 \sin^2 \phi_i \end{pmatrix},$$

and $s = 1$ is determined by optimizing the fit.

The minimization of the χ^2 function with respect to the \mathcal{E}_{T_k} is performed analytically, avoiding computationally expensive numerical minimization. The solution involves solving an $m \times m$ linear system, where m , the number of above-threshold patches, is typically 4 or 5.

Minimizing the function gives

$$0 = \frac{1}{2} \frac{\partial \chi^2}{\partial \mathcal{E}_{T_k}} = (\cos \phi_k, \sin \phi_k) V_{\text{cov}}^{-1} \begin{pmatrix} \sum_{i=1}^{N_{\text{low}}} E_{x_i} + \sum_{j=1}^m \mathcal{E}_{T_j} \cos \phi_j \\ \sum_{i=1}^{N_{\text{low}}} E_{y_i} + \sum_{j=1}^m \mathcal{E}_{T_j} \sin \phi_j \end{pmatrix} - \frac{1}{s V_{\text{patch}}} \left(\left(\frac{A_k}{A_{\text{low}}} \sum_{i=1}^{N_{\text{low}}} E_{T_i} \right) - \mathcal{E}_{T_k} \right).$$

The solution to this equation is given by the matrix equation

$$\mathcal{E}_{T_k} = [X^{-1}]_{ki} c_i,$$

where the $m \times m$ matrix

$$X_{ik} = (\cos \phi_i, \sin \phi_i) V_{\text{cov}}^{-1} \begin{pmatrix} \cos \phi_k \\ \sin \phi_k \end{pmatrix} + \frac{\delta_{ik}}{s V_{\text{patch}}}$$

and

$$c_i = \frac{A_i}{A_{\text{low}}} \frac{\sum_{j=1}^{N_{\text{low}}} E_{T_j}}{s V_{\text{patch}}} - (\cos \phi_i, \sin \phi_i) V_{\text{cov}}^{-1} \begin{pmatrix} \sum_{j=1}^{N_{\text{low}}} E_{x_j} \\ \sum_{j=1}^{N_{\text{low}}} E_{y_j} \end{pmatrix}.$$

The E_T^{miss} for the event is then calculated from the m high- E_T patches and the fit results for the pile-up contribution to the energy in these patches, where now

$$E_x^{\text{miss}} = - \sum_{k=1}^m (E_{x_k} - \mathcal{E}_{T_k} \cos \phi_k),$$

$$E_y^{\text{miss}} = - \sum_{k=1}^m (E_{y_k} - \mathcal{E}_{T_k} \sin \phi_k),$$

and finally $E_T^{\text{miss}} = \sqrt{(E_x^{\text{miss}})^2 + (E_y^{\text{miss}})^2}$.

B Details of the offline reconstruction algorithms

In the offline analyses, tracks with $p_T > 400$ MeV are reconstructed to identify a common vertex [42] and an event is required to have at least one such vertex. If more than one vertex is found in the event, the primary vertex is defined as the one with the largest $\sum_t p_{T,t}^2$, where the sum runs over all tracks associated with the vertex.

Electrons are reconstructed by matching tracks that originate from the primary vertex with clusters of energy deposits in the calorimeter [43]. They are required to have $p_T > 25$ GeV and $|\eta| < 2.47$. To suppress electrons that originate from the hadronic showers of jets, the electron is also required to be isolated using information from the calorimeter and tracks within a cone of size $\Delta R = 0.2$ around the electron direction. The total efficiency of electron reconstruction and isolation is 85% for an electron with $p_T \approx 30$ GeV.

Muons are reconstructed by matching tracks from the muon spectrometer with inner-detector tracks that are associated with the primary vertex [44]. Muons are required to have $p_T > 25$ GeV and $|\eta| < 2.47$, and they are required to be isolated. For the isolation working point used, the efficiency for a muon with p_T in the range 20–100 GeV is 96%.

Jets are reconstructed starting with information from the calorimeter. Cells are grouped into topological clusters [13], described in section 3.3, which in turn are used to reconstruct jets using the anti- k_t algorithm with a radius parameter of $R = 0.4$. Jets are required to have $p_T > 20$ GeV and $|\eta| < 4.5$. To suppress jets that come from pile-up, those that have $|\eta| < 2.4$ are required to exceed the jet vertex tagger (JVT) threshold [25]. The JVT uses tracks and vertices to assign a likelihood for a jet to be associated with the primary vertex. Jets that fail the JVT requirement are removed, as they are likely to be due to pile-up. The efficiency to select a jet from a signal process is 92%, while jets originating from pile-up collisions are rejected 99% of the time in the p_T range 20–50 GeV. Each jet with $|\eta| < 2.5$ is evaluated for the likelihood that it originated from a b -hadron [45]. The efficiency for tagging a jet containing a b -hadron is 77% for jets originating from $t\bar{t}$ events [46].

When selecting events based on the number of jets and leptons (electrons or muons), it is necessary to resolve the ambiguity for cases where a reconstructed jet and a lepton both result from the same detector signals. To remove such ambiguities, a sequential overlap removal procedure is defined. If the jet is within a cone of size $\Delta R = 0.2$ around any electron, the jet is removed. If a jet is found within a conical annulus defined by $0.2 < \Delta R < 0.4$, then the electron is removed. If there is a muon within $\Delta R = 0.4$ of a jet, and the jet has at least three charged tracks with $p_T > 500$ MeV, then the muon is removed; otherwise the jet is removed.

C The cell E_T^{miss} background distribution model

The details of the background cell E_T^{miss} distribution model discussed in section 5.1 are as follows. The model has two components. The first covers the bulk of the distribution, which is assumed to originate from resolution effects. The second component, which dominates in the tail, comes from rare occurrences which scale linearly with the luminosity, and hence, for fixed beam parameters, linearly with the instantaneous average number μ of interactions per bunch crossing.

Component 1: ΣE_T resolution-dependent bulk distribution. The bulk resolution effects are assumed to depend on the total transverse energy deposited in the calorimeter, ΣE_T . It is assumed that the two perpendicular components of E_T^{miss} are independently identically Gaussian distributed with a width $\sigma(\Sigma E_T)$ that depends on ΣE_T , such that

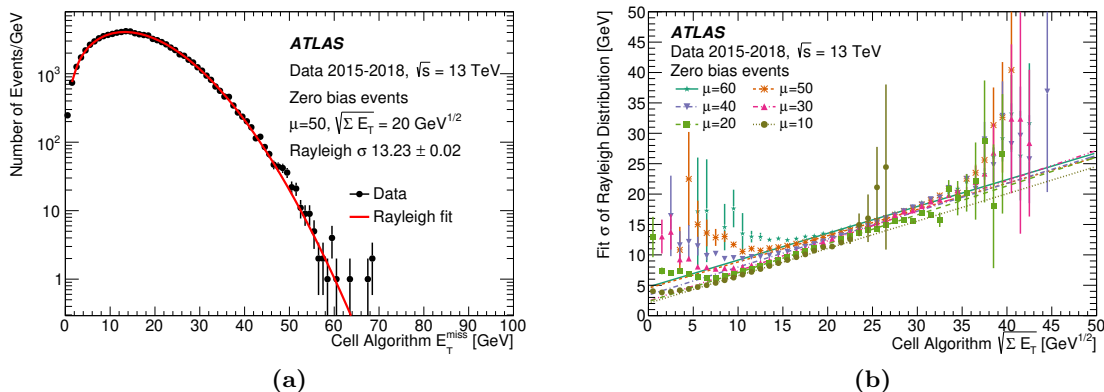


Figure 13. Data and fits to data for E_T^{miss} model. (a) A comparison of the measured cell-algorithm E_T^{miss} distribution with a Rayleigh distribution fit, for a narrow range of pile-up centred on $\langle\mu\rangle \approx 50$. The black histogram is the distribution from the unbiased data. The red curve is the result of a fit to a Rayleigh distribution. (b) Values of σ are shown from Rayleigh fits to E_T^{miss} distributions for 6 values of $\langle\mu\rangle$ and 50 values of $\sqrt{\Sigma E_T}$ per $\langle\mu\rangle$ value, as well as the data from which the fits are obtained. Also shown are straight-line fits to the 50 $\sqrt{\Sigma E_T}$ bins for each $\langle\mu\rangle$.

events with a given ΣE_T will obey a Rayleigh distribution in E_T^{miss} ,

$$R(E_T^{\text{miss}}|\sigma(\Sigma E_T)) = (E_T^{\text{miss}}/\sigma^2) \exp(-[E_T^{\text{miss}}]^2/2\sigma^2).$$

In turn the probability density function of ΣE_T is assumed to be a function $P(\Sigma E_T|\mu, \vec{\gamma})$, where μ is the instantaneous average number of interactions per bunch crossing and $\vec{\gamma}$ is used to parameterize any other dependencies. For a given μ , E_T^{miss} is distributed according to the probability density function

$$P_{\text{res}}(E_T^{\text{miss}}|\mu) = \int_0^\infty R(E_T^{\text{miss}}|\sigma(\Sigma E_T)) P(\Sigma E_T|\mu, \vec{\gamma}) d(\Sigma E_T). \quad (\text{C.1})$$

In order to sample from the distribution $P_{\text{res}}(E_T^{\text{miss}}|\mu)$, expressions for both $\sigma(\Sigma E_T)$ and $P(\Sigma E_T|\mu, \vec{\gamma})$ are needed.

Fits to find $\sigma(\Sigma E_T)$ are discussed first. Figure 13a shows an example cell E_T^{miss} distribution for a narrow range around $\langle\mu\rangle \approx 50$ and $\Sigma E_T \approx 400$ GeV. The plot also shows a Rayleigh fit to the E_T^{miss} distribution; the fit characterizes it well except at the highest E_T^{miss} values. The points in figure 13b show the values of σ obtained from fits to the E_T^{miss} distribution for 6 values of $\langle\mu\rangle$ and 50 bins of $(\Sigma E_T)^{1/2}$ for each $\langle\mu\rangle$. Although some $\langle\mu\rangle$ dependence is visible, the model provides a reasonable description of the data using a parameterization of the resolution given by $\sigma(\Sigma E_T) = \alpha_1 + \alpha_2\sqrt{\Sigma E_T}$ with $\alpha_1 = 3$ GeV and $\alpha_2 = 0.465$ GeV^{1/2}. Plots like those in figure 13b show that this linear fit is a good model for the bulk of events and performs poorly only in ranges of the total transverse energy where the Rayleigh fits do not provide a good description of the E_T^{miss} .

To find the ΣE_T probability density function $P(\Sigma E_T|\mu, \vec{\gamma})$, one may first consider the distribution $S_1(\Sigma E_T|\vec{\gamma})$ of the ΣE_T for a single proton-proton interaction. The corresponding distribution $S_n(\Sigma E_T|\vec{\gamma})$ for n simultaneous proton-proton interactions is given by the

n -fold convolution of $S_1(\Sigma E_T|\vec{\gamma})$. The values of n that are sampled for any μ are assumed to be Poisson distributed with mean μ , so that the resulting distribution $P(\Sigma E_T|\mu, \vec{\gamma})$ is given by a Poisson-weighted sum of terms, each term being the product of the Poisson probability for n interactions given μ with the corresponding $S_n(\Sigma E_T|\vec{\gamma})$:

$$P(\Sigma E_T|\mu, \vec{\gamma}) = \sum_{n=1}^{\infty} \text{Poi}(n|\mu) S_n(\Sigma E_T|\vec{\gamma}) .$$

In the absence of data taken at low $\langle\mu\rangle$ under the same beam conditions, $S_1(\Sigma E_T|\vec{\gamma})$ cannot be determined directly. Instead, various models of $S_1(\Sigma E_T|\vec{\gamma})$ are explored by varying their parameters until the calculation gives a reasonable match to the measured high-luminosity $P(\Sigma E_T|\mu, \vec{\gamma})$ distributions. It is found that a single-interaction ΣE_T distribution of the form

$$S_1(\Sigma E_T|\vec{\gamma}) = \gamma_3 \gamma_1 \exp(-\gamma_1 \Sigma') + (1 - \gamma_3) \gamma_2 \exp(-\gamma_2 \Sigma')$$

gives a result that matches the data well for μ of about 20 or greater. The parameters of this expression are $\gamma_1 = 0.070 \text{ GeV}^{-1}$, $\gamma_2 = 0.009 \text{ GeV}^{-1}$, $\gamma_3 = 0.995$, and for the μ -dependent substitution $\Sigma' = \Sigma E_T - (\gamma_4 + \gamma_5 \times \mu)$ with $\gamma_4 = 25 \text{ GeV}$ and $\gamma_5 = -5 \text{ GeV}$. Figure 14 shows an example of the ΣE_T modelling for $\langle\mu\rangle \approx 50$.

The n -fold convolution can be carried out analytically only for a limited number of functions. For example, the single-interaction ΣE_T distribution for the LHC Run 1 was approximated by a single exponential function, and the convolution was then performed as described in ref. [47]. For the more complicated functions used in the present calculation, the convolution and Poisson sum is computed using a fast Fourier transform and the method described in refs. [48] and [49].

The Fourier transform $\tilde{P}(\omega|\mu, \vec{\gamma})$ of the weighted convolution sum $P(\Sigma E_T|\mu, \vec{\gamma})$ is rewritten as the infinite sum of Fourier transforms over $S_1(\Sigma E_T|\vec{\gamma})$, denoted by $\tilde{S}_1(\omega|\vec{\gamma})$. This facilitates calculation, as the infinite sum can be performed using the Fourier transform:

$$\begin{aligned} \tilde{P}(\omega|\mu, \vec{\gamma}) &= \sum_{n=1}^{\infty} \text{Poi}(n|\mu) \tilde{S}_n(\omega|\vec{\gamma}) \\ &= \sum_{n=1}^{\infty} \text{Poi}(n|\mu) (2\pi)^{n-1} (\tilde{S}_1(\omega|\vec{\gamma}))^n \\ &= \frac{1}{2\pi} e^{-\mu} \sum_{n=1}^{\infty} (2\pi)^n \mu^n (\tilde{S}_1(\omega|\vec{\gamma}))^n / n! \\ &= \frac{1}{2\pi} e^{-\mu} \left(\sum_{n=0}^{\infty} [2\pi \mu \tilde{S}_1(\omega|\vec{\gamma})]^n / n! - 1 \right) \\ &= \frac{1}{2\pi} e^{-\mu} \left(\exp \left(2\pi \mu \tilde{S}_1(\omega|\vec{\gamma}) \right) - 1 \right) . \end{aligned} \tag{C.2}$$

In principle, one could also take a logarithm of the exponential term in the final expression above to directly solve for $\tilde{S}_1(\omega|\vec{\gamma})$ from $\tilde{P}(\omega|\mu, \vec{\gamma})$. However, the uncertainties in the $P(\Sigma E_T|\mu, \vec{\gamma})$ distribution are amplified in this process, making it impossible in practice to obtain useful results in this way.

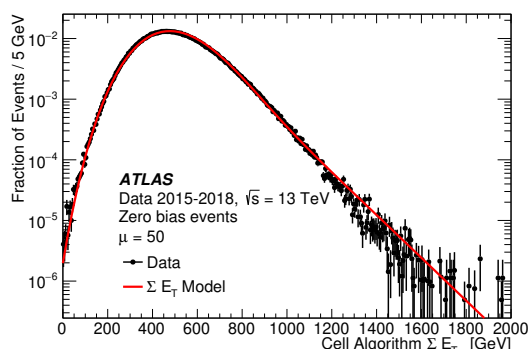


Figure 14. The probability density function $P(\Sigma E_T|\mu, \bar{\gamma})$ described in the text is shown and compared with data recorded using a zero bias trigger. The model and the data both correspond to pile-up of $\langle\mu\rangle \approx 50$.

Component 2: luminosity-dependent tail from rare events. The Rayleigh distribution resolution model described above is found to describe the observed cell E_T^{miss} distribution well for E_T^{miss} up to about 50 GeV, but not beyond. A second component, which contributes more at larger E_T^{miss} values, is assumed to come from a combination of events with rare calorimeter measurement fluctuations, for example very poor measurement of a single jet in a two-jet event, and from events containing non-interacting particles, such as those in which semileptonic b -hadron decays produce neutrinos. The probability of such an event is expected to scale linearly with luminosity, and hence for fixed bunch-crossing rate, to scale linearly with μ . Indeed, a Fréchet function that is linearly dependent on μ ,

$$\mu F(E_T^{\text{miss}}|m, \alpha, s) = \mu A \frac{\alpha}{s} \left(\frac{E_T^{\text{miss}} - m}{s} \right)^{-1-\alpha} \exp \left[- \left(\frac{E_T^{\text{miss}} - m}{s} \right)^{-\alpha} \right] \quad (\text{C.3})$$

is found to describe the high E_T^{miss} distribution, with parameters $\alpha = 3.54$, $s = 8$ GeV, and $m = 40$ GeV, and with the probability per single pp interaction of such a tail event being $A = 10^{-5}$.

Full E_T^{miss} distribution. The complete model E_T^{miss} distribution is then obtained by vector addition of the two E_T^{miss} sources. A random azimuthal angle ϕ_{rand} is assumed between the two vectors and the magnitude of the E_T^{miss} is sampled from two sources. These are (i) the E_T^{miss} distribution in eq. (C.1) from the resolution function of the total transverse energy in eq. (C.2), and (ii) a tail modelled with the Fréchet distribution, depending linearly upon μ , in eq. (C.3). The combination yields

$$\text{Event } E_T^{\text{miss}} = \left| E_T^{\text{miss}}(\text{resolution}) \hat{\mathbf{n}}_T(\phi = 0) + E_T^{\text{miss}}(\text{tail}) \hat{\mathbf{n}}_T(\phi = \phi_{\text{rand}}) \right|.$$

It is the distribution of this quantity that is compared with data in section 5.1.

Open Access. This article is distributed under the terms of the Creative Commons Attribution License ([CC-BY 4.0](https://creativecommons.org/licenses/by/4.0/)), which permits any use, distribution and reproduction in any medium, provided the original author(s) and source are credited.

References

- [1] ATLAS collaboration, *Performance of the ATLAS trigger system in 2015*, *Eur. Phys. J. C* **77** (2017) 317 [[arXiv:1611.09661](#)] [[INSPIRE](#)].
- [2] ATLAS collaboration, *The ATLAS experiment at the CERN Large Hadron Collider*, 2008 *JINST* **3** S08003 [[INSPIRE](#)].
- [3] ATLAS collaboration, *Combination of searches for invisible Higgs boson decays with the ATLAS experiment*, *Phys. Rev. Lett.* **122** (2019) 231801 [[arXiv:1904.05105](#)] [[INSPIRE](#)].
- [4] ATLAS collaboration, *Search for invisible Higgs boson decays in vector boson fusion at $\sqrt{s} = 13$ TeV with the ATLAS detector*, *Phys. Lett. B* **793** (2019) 499 [[arXiv:1809.06682](#)] [[INSPIRE](#)].
- [5] ATLAS collaboration, *Search for charged Higgs bosons decaying via $H^\pm \rightarrow \tau^\pm \nu_\tau$ in the τ +jets and τ +lepton final states with 36 fb^{-1} of pp collision data recorded at $\sqrt{s} = 13$ TeV with the ATLAS experiment*, *JHEP* **09** (2018) 139 [[arXiv:1807.07915](#)] [[INSPIRE](#)].
- [6] ATLAS collaboration, *Search for dark matter and other new phenomena in events with an energetic jet and large missing transverse momentum using the ATLAS detector*, *JHEP* **01** (2018) 126 [[arXiv:1711.03301](#)] [[INSPIRE](#)].
- [7] ATLAS collaboration, *Search for squarks and gluinos in final states with hadronically decaying τ -leptons, jets, and missing transverse momentum using pp collisions at $\sqrt{s} = 13$ TeV with the ATLAS detector*, *Phys. Rev. D* **99** (2019) 012009 [[arXiv:1808.06358](#)] [[INSPIRE](#)].
- [8] ATLAS collaboration, *Searches for electroweak production of supersymmetric particles with compressed mass spectra in $\sqrt{s} = 13$ TeV pp collisions with the ATLAS detector*, *Phys. Rev. D* **101** (2020) 052005 [[arXiv:1911.12606](#)] [[INSPIRE](#)].
- [9] ATLAS collaboration, *Search for new phenomena using the invariant mass distribution of same-flavour opposite-sign dilepton pairs in events with missing transverse momentum in $\sqrt{s} = 13$ TeV pp collisions with the ATLAS detector*, *Eur. Phys. J. C* **78** (2018) 625 [[arXiv:1805.11381](#)] [[INSPIRE](#)].
- [10] ATLAS collaboration, *Search for heavy charged long-lived particles in the ATLAS detector in 36.1 fb^{-1} of proton-proton collision data at $\sqrt{s} = 13$ TeV*, *Phys. Rev. D* **99** (2019) 092007 [[arXiv:1902.01636](#)] [[INSPIRE](#)].
- [11] ATLAS collaboration, *Observation of $H \rightarrow b\bar{b}$ decays and VH production with the ATLAS detector*, *Phys. Lett. B* **786** (2018) 59 [[arXiv:1808.08238](#)] [[INSPIRE](#)].
- [12] ATLAS collaboration, *Readiness of the ATLAS tile calorimeter for LHC collisions*, *Eur. Phys. J. C* **70** (2010) 1193 [[arXiv:1007.5423](#)] [[INSPIRE](#)].
- [13] ATLAS collaboration, *Topological cell clustering in the ATLAS calorimeters and its performance in LHC Run 1*, *Eur. Phys. J. C* **77** (2017) 490 [[arXiv:1603.02934](#)] [[INSPIRE](#)].
- [14] ATLAS IBL collaboration, *Production and integration of the ATLAS Insertable B-Layer*, 2018 *JINST* **13** T05008 [[arXiv:1803.00844](#)] [[INSPIRE](#)].
- [15] R. Achenbach et al., *The ATLAS level-1 calorimeter trigger*, 2008 *JINST* **3** P03001 [[INSPIRE](#)].

- [16] ATLAS collaboration, *Performance of missing transverse momentum reconstruction with the ATLAS detector using proton-proton collisions at $\sqrt{s} = 13$ TeV*, *Eur. Phys. J. C* **78** (2018) 903 [[arXiv:1802.08168](#)] [[INSPIRE](#)].
- [17] ATLAS collaboration, *E_T^{miss} performance in the ATLAS detector using 2015–2016 LHC pp collisions*, *ATLAS-CONF-2018-023*, CERN, Geneva, Switzerland (2018).
- [18] ATLAS collaboration, *Trigger menu in 2018*, *ATL-DAQ-PUB-2019-001*, CERN, Geneva, Switzerland (2019).
- [19] ATLAS collaboration, *Performance of the upgraded PreProceSSOR of the ATLAS level-1 calorimeter trigger*, *CERN-EP-2020-042*, CERN, Geneva, Switzerland (2020) [[arXiv:2005.04179](#)] [[INSPIRE](#)].
- [20] ATLAS collaboration, *Readiness of the ATLAS liquid argon calorimeter for LHC collisions*, *Eur. Phys. J. C* **70** (2010) 723 [[arXiv:0912.2642](#)] [[INSPIRE](#)].
- [21] ATLAS collaboration, *Performance of algorithms that reconstruct missing transverse momentum in $\sqrt{s} = 8$ TeV proton-proton collisions in the ATLAS detector*, *Eur. Phys. J. C* **77** (2017) 241 [[arXiv:1609.09324](#)] [[INSPIRE](#)].
- [22] M. Cacciari, G.P. Salam and G. Soyez, *The anti- k_t jet clustering algorithm*, *JHEP* **04** (2008) 063 [[arXiv:0802.1189](#)] [[INSPIRE](#)].
- [23] M. Cacciari, G.P. Salam and G. Soyez, *FastJet user manual*, *Eur. Phys. J. C* **72** (2012) 1896 [[arXiv:1111.6097](#)] [[INSPIRE](#)].
- [24] M. Cacciari, G.P. Salam and G. Soyez, *The catchment area of jets*, *JHEP* **04** (2008) 005 [[arXiv:0802.1188](#)] [[INSPIRE](#)].
- [25] ATLAS collaboration, *Performance of pile-up mitigation techniques for jets in pp collisions at $\sqrt{s} = 8$ TeV using the ATLAS detector*, *Eur. Phys. J. C* **76** (2016) 581 [[arXiv:1510.03823](#)] [[INSPIRE](#)].
- [26] ATLAS collaboration, *Jet energy scale measurements and their systematic uncertainties in proton-proton collisions at $\sqrt{s} = 13$ TeV with the ATLAS detector*, *Phys. Rev. D* **96** (2017) 072002 [[arXiv:1703.09665](#)] [[INSPIRE](#)].
- [27] M. Cacciari and G.P. Salam, *Pileup subtraction using jet areas*, *Phys. Lett. B* **659** (2008) 119 [[arXiv:0707.1378](#)] [[INSPIRE](#)].
- [28] ATLAS collaboration, *Identification and rejection of pile-up jets at high pseudorapidity with the ATLAS detector*, *Eur. Phys. J. C* **77** (2017) 580 [*Erratum ibid.* **77** (2017) 712] [[arXiv:1705.02211](#)] [[INSPIRE](#)].
- [29] ATLAS collaboration, *Technical design report for the phase-II upgrade of the ATLAS TDAQ system*, *CERN-LHCC-2017-020*, CERN, Geneva, Switzerland (2017) [ATLAS-TDR-029].
- [30] T. Gleisberg et al., *Event generation with SHERPA 1.1*, *JHEP* **02** (2009) 007 [[arXiv:0811.4622](#)] [[INSPIRE](#)].
- [31] T. Gleisberg and S. Höche, *Comix, a new matrix element generator*, *JHEP* **12** (2008) 039 [[arXiv:0808.3674](#)] [[INSPIRE](#)].
- [32] F. Cascioli, P. Maierhöfer and S. Pozzorini, *Scattering amplitudes with open loops*, *Phys. Rev. Lett.* **108** (2012) 111601 [[arXiv:1111.5206](#)] [[INSPIRE](#)].
- [33] S. Schumann and F. Krauss, *A parton shower algorithm based on Catani-Seymour dipole factorisation*, *JHEP* **03** (2008) 038 [[arXiv:0709.1027](#)] [[INSPIRE](#)].

- [34] S. Höche, F. Krauss, M. Schönherr and F. Siegert, *QCD matrix elements + parton showers: the NLO case*, *JHEP* **04** (2013) 027 [[arXiv:1207.5030](#)] [[INSPIRE](#)].
- [35] NNPDF collaboration, *Parton distributions for the LHC Run II*, *JHEP* **04** (2015) 040 [[arXiv:1410.8849](#)] [[INSPIRE](#)].
- [36] ATLAS collaboration, *ATLAS simulation of boson plus jets processes in Run II*, *ATL-PHYS-PUB-2017-006*, CERN, Geneva, Switzerland (2017).
- [37] ATLAS collaboration, *The ATLAS simulation infrastructure*, *Eur. Phys. J. C* **70** (2010) 823 [[arXiv:1005.4568](#)] [[INSPIRE](#)].
- [38] GEANT4 collaboration, *GEANT4 — a simulation toolkit*, *Nucl. Instrum. Meth. A* **506** (2003) 250 [[INSPIRE](#)].
- [39] T. Sjöstrand, S. Mrenna and P.Z. Skands, *A brief introduction to PYTHIA 8.1*, *Comput. Phys. Commun.* **178** (2008) 852 [[arXiv:0710.3820](#)] [[INSPIRE](#)].
- [40] ATLAS collaboration, *The PYTHIA 8 A3 tune description of ATLAS minimum bias and inelastic measurements incorporating the Donnachie-Landshoff diffractive model*, *ATL-PHYS-PUB-2016-017*, CERN, Geneva, Switzerland (2016).
- [41] P. Skands, S. Carrazza and J. Rojo, *Tuning PYTHIA 8.1: the Monash 2013 tune*, *Eur. Phys. J. C* **74** (2014) 3024 [[arXiv:1404.5630](#)] [[INSPIRE](#)].
- [42] ATLAS collaboration, *Reconstruction of primary vertices at the ATLAS experiment in Run 1 proton-proton collisions at the LHC*, *Eur. Phys. J. C* **77** (2017) 332 [[arXiv:1611.10235](#)] [[INSPIRE](#)].
- [43] ATLAS collaboration, *Electron and photon performance measurements with the ATLAS detector using the 2015–2017 LHC proton-proton collision data*, *2019 JINST* **14** P12006 [[arXiv:1908.00005](#)] [[INSPIRE](#)].
- [44] ATLAS collaboration, *Muon reconstruction performance of the ATLAS detector in proton-proton collision data at $\sqrt{s} = 13$ TeV*, *Eur. Phys. J. C* **76** (2016) 292 [[arXiv:1603.05598](#)] [[INSPIRE](#)].
- [45] ATLAS collaboration, *Measurements of b-jet tagging efficiency with the ATLAS detector using $t\bar{t}$ events at $\sqrt{s} = 13$ TeV*, *JHEP* **08** (2018) 089 [[arXiv:1805.01845](#)] [[INSPIRE](#)].
- [46] ATLAS collaboration, *ATLAS b-jet identification performance and efficiency measurement with $t\bar{t}$ events in pp collisions at $\sqrt{s} = 13$ TeV*, *Eur. Phys. J. C* **79** (2019) 970 [[arXiv:1907.05120](#)] [[INSPIRE](#)].
- [47] ATLAS collaboration, *Analytical description of missing transverse-momentum trigger rates in ATLAS with 7 and 8 TeV data*, *ATL-DAQ-PUB-2017-002*, CERN, Geneva, Switzerland (2017).
- [48] H. Hu and J. Nielsen, *Analytic confidence level calculations using the likelihood ratio and Fourier transform*, [physics/9906010](#) [[INSPIRE](#)].
- [49] K.S. Cranmer, B. Mellado, W. Quayle and S.L. Wu, *Challenges in moving the LEP Higgs statistics to the LHC*, *eConf C* **030908** (2003) MODT004 [[physics/0312050](#)] [[INSPIRE](#)].
- [50] ATLAS collaboration, *ATLAS computing acknowledgements*, *ATL-SOFT-PUB-2020-001*, CERN, Geneva, Switzerland (2020).

The ATLAS collaboration

G. Aad¹⁰², B. Abbott¹²⁸, D.C. Abbott¹⁰³, A. Abed Abud³⁶, K. Abeling⁵³,
D.K. Abhayasinghe⁹⁴, S.H. Abidi¹⁶⁶, O.S. AbouZeid⁴⁰, N.L. Abraham¹⁵⁵, H. Abramowicz¹⁶⁰,
H. Abreu¹⁵⁹, Y. Abulaiti⁶, B.S. Acharya^{67a,67b,o}, B. Achkar⁵³, L. Adam¹⁰⁰,
C. Adam Bourdarios⁵, L. Adamczyk^{84a}, L. Adamek¹⁶⁶, J. Adelman¹²¹, M. Adersberger¹¹⁴,
A. Adiguzel^{12c}, S. Adorni⁵⁴, T. Adye¹⁴³, A.A. Affolder¹⁴⁵, Y. Afik¹⁵⁹, C. Agapoulou⁶⁵,
M.N. Agaras³⁸, A. Aggarwal¹¹⁹, C. Agheorghiesei^{27c}, J.A. Aguilar-Saavedra^{139f,139a,af},
A. Ahmad³⁶, F. Ahmadov⁸⁰, W.S. Ahmed¹⁰⁴, X. Ai¹⁸, G. Aielli^{74a,74b}, S. Akatsuka⁸⁶,
T.P.A. Åkesson⁹⁷, E. Akilli⁵⁴, A.V. Akimov¹¹¹, K. Al Khoury⁶⁵, G.L. Alberghi^{23b,23a},
J. Albert¹⁷⁵, M.J. Alconada Verzini¹⁶⁰, S. Alderweireldt³⁶, M. Aleksa³⁶, I.N. Aleksandrov⁸⁰,
C. Alexa^{27b}, T. Alexopoulos¹⁰, A. Alfonsi¹²⁰, F. Alfonsi^{23b,23a}, M. Alhroob¹²⁸, B. Ali¹⁴¹,
S. Ali¹⁵⁷, M. Aliev¹⁶⁵, G. Alimonti^{69a}, C. Allaire³⁶, B.M.M. Allbrooke¹⁵⁵, B.W. Allen¹³¹,
P.P. Allport²¹, A. Aloisio^{70a,70b}, F. Alonso⁸⁹, C. Alpigiani¹⁴⁷, A.A. Alshehri⁵⁷,
E. Alunno Camelia^{74a,74b}, M. Alvarez Estevez⁹⁹, M.G. Alviggi^{70a,70b}, Y. Amaral Coutinho^{81b},
A. Ambler¹⁰⁴, L. Ambroz¹³⁴, C. Amelung²⁶, D. Amidei¹⁰⁶, S.P. Amor Dos Santos^{139a},
S. Amoroso⁴⁶, C.S. Amrouche⁵⁴, F. An⁷⁹, C. Anastopoulos¹⁴⁸, N. Andari¹⁴⁴,
T. Andeen¹¹, C.F. Anders^{61b}, J.K. Anders²⁰, S.Y. Andreatan^{45a,45b}, A. Andreatza^{69a,69b},
V. Andrei^{61a}, C.R. Anelli¹⁷⁵, S. Angelidakis⁹, A. Angerami³⁹, A.V. Anisenkov^{122b,122a},
A. Annovi^{72a}, C. Antel⁵⁴, M.T. Anthony¹⁴⁸, E. Antipov¹²⁹, M. Antonelli⁵¹, D.J.A. Antrim¹⁷⁰,
F. Anulli^{73a}, M. Aoki⁸², J.A. Aparisi Pozo¹⁷³, M.A. Aparo¹⁵⁵, L. Aperio Bella^{15a},
V. Araujo Ferraz^{81b}, R. Araujo Pereira^{81b}, C. Arcangeletti⁵¹, A.T.H. Arce⁴⁹, F.A. Arduh⁸⁹,
J-F. Arguin¹¹⁰, S. Argyropoulos⁵², J.-H. Arling⁴⁶, A.J. Armbruster³⁶, A. Armstrong¹⁷⁰,
O. Arnaez¹⁶⁶, H. Arnold¹²⁰, Z.P. Arrubarrena Tame¹¹⁴, G. Artoni¹³⁴, S. Artz¹⁰⁰, S. Asai¹⁶²,
T. Asawatavonvanich¹⁶⁴, N. Asbah⁵⁹, E.M. Asimakopoulou¹⁷¹, L. Asquith¹⁵⁵,
J. Assahsah^{35d}, K. Assamagan²⁹, R. Astalos^{28a}, R.J. Atkin^{33a}, M. Atkinson¹⁷²,
N.B. Atlay¹⁹, H. Atmani⁶⁵, K. Augsten¹⁴¹, G. Avolio³⁶, M.K. Ayoub^{15a}, G. Azuelos^{110,an},
H. Bachacou¹⁴⁴, K. Bachas¹⁶¹, M. Backes¹³⁴, F. Backman^{45a,45b}, P. Bagnaia^{73a,73b},
M. Bahmani⁸⁵, H. Bahrasemani¹⁵¹, A.J. Bailey¹⁷³, V.R. Bailey¹⁷², J.T. Baines¹⁴³,
C. Bakalis¹⁰, O.K. Baker¹⁸², P.J. Bakker¹²⁰, E. Bakos¹⁶, D. Bakshi Gupta⁸, S. Balaji¹⁵⁶,
E.M. Baldin^{122b,122a}, P. Balek¹⁷⁹, F. Balli¹⁴⁴, W.K. Balunas¹³⁴, J. Balz¹⁰⁰, E. Banas⁸⁵,
M. Bandieramonte¹³⁸, A. Bandyopadhyay²⁴, Sw. Banerjee^{180,j}, L. Barak¹⁶⁰, W.M. Barbe³⁸,
E.L. Barberio¹⁰⁵, D. Barberis^{55b,55a}, M. Barbero¹⁰², G. Barbour⁹⁵, T. Barillari¹¹⁵,
M-S. Barisits³⁶, J. Barkeloo¹³¹, T. Barklow¹⁵², R. Barnea¹⁵⁹, B.M. Barnett¹⁴³,
R.M. Barnett¹⁸, Z. Barnovska-Blenessy^{60a}, A. Baroncelli^{60a}, G. Barone²⁹, A.J. Barr¹³⁴,
L. Barranco Navarro^{45a,45b}, F. Barreiro⁹⁹, J. Barreiro Guimarães da Costa^{15a}, U. Barron¹⁶⁰,
S. Barsov¹³⁷, F. Bartels^{61a}, R. Bartoldus¹⁵², G. Bartolini¹⁰², A.E. Barton⁹⁰, P. Bartos^{28a},
A. Basalae⁴⁶, A. Basan¹⁰⁰, A. Bassalat^{65,ak}, M.J. Basso¹⁶⁶, R.L. Bates⁵⁷, S. Batlamous^{35e},
J.R. Batley³², B. Batool¹⁵⁰, M. Battaglia¹⁴⁵, M. Bause^{73a,73b}, F. Bauer¹⁴⁴,
K.T. Bauer¹⁷⁰, H.S. Bawa³¹, J.B. Beacham⁴⁹, T. Beau¹³⁵, P.H. Beauchemin¹⁶⁹,
F. Becherer⁵², P. Bechtel²⁴, H.C. Beck⁵³, H.P. Beck^{20,r}, K. Becker¹⁷⁷, C. Becot⁴⁶,
A. Beddall^{12d}, A.J. Beddall^{12a}, V.A. Bednyakov⁸⁰, M. Bedognetti¹²⁰, C.P. Bee¹⁵⁴,
T.A. Beermann¹⁸¹, M. Begalli^{81b}, M. Beger²⁹, A. Behera¹⁵⁴, J.K. Behr⁴⁶, F. Beisiegel²⁴,
M. Belfkir⁵, A.S. Bell⁹⁵, G. Bella¹⁶⁰, L. Bellagamba^{23b}, A. Bellerive³⁴, P. Bellos⁹,
K. Beloborodov^{122b,122a}, K. Belotskiy¹¹², N.L. Belyaev¹¹², D. Benckekroun^{35a}, N. Benekos¹⁰,
Y. Benhammou¹⁶⁰, D.P. Benjamin⁶, M. Benoit⁵⁴, J.R. Bensinger²⁶, S. Bentvelsen¹²⁰,
L. Beresford¹³⁴, M. Beretta⁵¹, D. Berge¹⁹, E. Bergeaas Kuutmann¹⁷¹, N. Berger⁵,
B. Bergmann¹⁴¹, L.J. Bergsten²⁶, J. Beringer¹⁸, S. Berlendis⁷, G. Bernardi¹³⁵, C. Bernius

152, F.U. Bernlochner ²⁴, T. Berry ⁹⁴, P. Berta ¹⁰⁰, C. Bertella ^{15a}, A. Berthold ⁴⁸,
 I.A. Bertram ⁹⁰, O. Bessidskaia Bylund ¹⁸¹, N. Besson ¹⁴⁴, A. Bethani ¹⁰¹, S. Bethke ¹¹⁵,
 A. Betti ⁴², A.J. Bevan ⁹³, J. Beyer ¹¹⁵, D.S. Bhattacharya ¹⁷⁶, P. Bhattarai ²⁶, R. Bi ¹³⁸,
 R.M. Bianchi ¹³⁸, O. Biebel ¹¹⁴, D. Biedermann ¹⁹, R. Bielski ³⁶, K. Bierwagen ¹⁰⁰,
 N.V. Biesuz ^{72a,72b}, M. Biglietti ^{75a}, T.R.V. Billoud ¹¹⁰, M. Bindi ⁵³, A. Bingul ^{12d}, C. Bini
 73a,73b, S. Biondi ^{23b,23a}, M. Birman ¹⁷⁹, T. Bisanz ⁵³, J.P. Biswal ³, D. Biswas ^{180j},
 A. Bitadze ¹⁰¹, C. Bittrich ⁴⁸, K. Björke ¹³³, T. Blazek ^{28a}, I. Bloch ⁴⁶, C. Blocker ²⁶, A. Blue
 57, U. Blumenschein ⁹³, G.J. Bobbink ¹²⁰, V.S. Bobrovnikov ^{122b,122a}, S.S. Bocchetta ⁹⁷,
 A. Bocci ⁴⁹, D. Boerner ⁴⁶, D. Bogavac ¹⁴, A.G. Bogdanchikov ^{122b,122a}, C. Boehm ^{45a},
 V. Boisvert ⁹⁴, P. Bokan ^{53,171,53}, T. Bold ^{84a}, A.E. Bolz ^{61b}, M. Bomben ¹³⁵, M. Bona ⁹³,
 J.S. Bonilla ¹³¹, M. Boonekamp ¹⁴⁴, C.D. Booth ⁹⁴, H.M. Borecka-Bielska ⁹¹, L.S. Borgna ⁹⁵,
 A. Borisov ¹²³, G. Borissov ⁹⁰, J. Bortfeldt ³⁶, D. Bortoletto ¹³⁴, D. Boscherini ^{23b},
 M. Bosman ¹⁴, J.D. Bossio Sola ¹⁰⁴, K. Bouaouda ^{35a}, J. Boudreau ¹³⁸, E.V. Bouhova-Thacker
 90, D. Boumediene ³⁸, S.K. Boutle ⁵⁷, A. Boveia ¹²⁷, J. Boyd ³⁶, D. Boye ^{33c}, I.R. Boyko ⁸⁰,
 A.J. Bozson ⁹⁴, J. Bracinik ²¹, N. Brahimi ¹⁰², G. Brandt ¹⁸¹, O. Brandt ³², F. Braren ⁴⁶,
 B. Brau ¹⁰³, J.E. Brau ¹³¹, W.D. Breaden Madden ⁵⁷, K. Brendlinger ⁴⁶, L. Brenner ⁴⁶,
 R. Brenner ¹⁷¹, S. Bressler ¹⁷⁹, B. Brickwedde ¹⁰⁰, D.L. Briglin ²¹, D. Britton ⁵⁷, D. Britzger
 115, I. Brock ²⁴, R. Brock ¹⁰⁷, G. Brooijmans ³⁹, W.K. Brooks ^{146d}, E. Brost ²⁹,
 P.A. Bruckman de Renstrom ⁸⁵, D. Bruncko ^{28b}, A. Bruni ^{23b}, G. Bruni ^{23b}, L.S. Bruni ¹²⁰,
 S. Bruno ^{74a,74b}, M. Bruschi ^{23b}, N. Brusino ^{73a,73b}, L. Bryngemark ¹⁵², T. Buanes ¹⁷,
 Q. Buat ³⁶, P. Buchholz ¹⁵⁰, A.G. Buckley ⁵⁷, I.A. Budagov ⁸⁰, M.K. Bugge ¹³³, F. Bühner ⁵²,
 O. Bulekov ¹¹², B.A. Bullard ⁵⁹, T.J. Burch ¹²¹, S. Burdin ⁹¹, C.D. Burgard ¹²⁰, A.M. Burger
 129, B. Burghgrave ⁸, J.T.P. Burr ⁴⁶, C.D. Burton ¹¹, J.C. Burzynski ¹⁰³, V. Büscher ¹⁰⁰,
 E. Buschmann ⁵³, P.J. Bussey ⁵⁷, J.M. Butler ²⁵, C.M. Buttar ⁵⁷, J.M. Butterworth ⁹⁵,
 P. Butti ³⁶, W. Buttinger ³⁶, C.J. Buxo Vazquez ¹⁰⁷, A. Buzatu ¹⁵⁷, A.R. Buzykaev ^{122b,122a},
 G. Cabras ^{23b,23a}, S. Cabrera Urbán ¹⁷³, D. Caforio ⁵⁶, H. Cai ¹⁷², V.M.M. Cairo ¹⁵², O. Cakir
 4a, N. Calace ³⁶, P. Calafiura ¹⁸, G. Calderini ¹³⁵, P. Calfayan ⁶⁶, G. Callea ⁵⁷, L.P. Caloba
 81b, A. Caltabiano ^{74a,74b}, S. Calvente Lopez ⁹⁹, D. Calvet ³⁸, S. Calvet ³⁸, T.P. Calvet ¹⁵⁴,
 M. Calvetti ^{72a,72b}, R. Camacho Toro ¹³⁵, S. Camarda ³⁶, D. Camarero Munoz ⁹⁹, P. Camarri
 74a,74b, M.T. Camerlingo ^{75a,75b}, D. Cameron ¹³³, C. Camincher ³⁶, S. Campana ³⁶,
 M. Campanelli ⁹⁵, A. Camplani ⁴⁰, A. Campoverde ¹⁵⁰, V. Canale ^{70a,70b}, A. Canesse ¹⁰⁴,
 M. Cano Bret ⁷⁸, J. Cantero ¹²⁹, T. Cao ¹⁶⁰, Y. Cao ¹⁷², M.D.M. Capeans Garrido ³⁶,
 M. Capua ^{41b,41a}, R. Cardarelli ^{74a}, F. Cardillo ¹⁴⁸, G. Carducci ^{41b,41a}, I. Carli ¹⁴², T. Carli
 36, G. Carlino ^{70a}, B.T. Carlson ¹³⁸, E.M. Carlson ^{175,167a}, L. Carminati ^{69a,69b},
 R.M.D. Carney ¹⁵², S. Caron ¹¹⁹, E. Carquin ^{146d}, S. Carrá ⁴⁶, J.W.S. Carter ¹⁶⁶, T.M. Carter
 50, M.P. Casado ^{14f}, A.F. Casha ¹⁶⁶, F.L. Castillo ¹⁷³, L. Castillo Garcia ¹⁴,
 V. Castillo Gimenez ¹⁷³, N.F. Castro ^{139a,139e}, A. Catinaccio ³⁶, J.R. Catmore ¹³³, A. Cattai
 36, V. Cavaliere ²⁹, E. Cavallaro ¹⁴, V. Cavasinni ^{72a,72b}, E. Celebi ^{12b}, F. Celli ¹³⁴,
 L. Cerda Alberich ¹⁷³, K. Cerny ¹³⁰, A.S. Cerqueira ^{81a}, A. Cerri ¹⁵⁵, L. Cerrito ^{74a,74b},
 F. Cerutti ¹⁸, A. Cervelli ^{23b,23a}, S.A. Cetin ^{12b}, Z. Chadi ^{35a}, D. Chakraborty ¹²¹, J. Chan
 180, W.S. Chan ¹²⁰, W.Y. Chan ⁹¹, J.D. Chapman ³², B. Chargeishvili ^{158b}, D.G. Charlton ²¹,
 T.P. Charman ⁹³, C.C. Chau ³⁴, S. Che ¹²⁷, S. Chekanov ⁶, S.V. Chekulaev ^{167a}, G.A. Chelkov
 80,ai, B. Chen ⁷⁹, C. Chen ^{60a}, C.H. Chen ⁷⁹, H. Chen ²⁹, J. Chen ^{60a}, J. Chen ³⁹, J. Chen
 26, S. Chen ¹³⁶, S.J. Chen ^{15c}, X. Chen ^{15b}, Y. Chen ^{60a}, Y-H. Chen ⁴⁶, H.C. Cheng ^{63a},
 H.J. Cheng ^{15a}, A. Cheplakov ⁸⁰, E. Cheremushkina ¹²³, R. Cherkaoui El Moursli ^{35e}, E. Cheu
 7, K. Cheung ⁶⁴, T.J.A. Chevalérias ¹⁴⁴, L. Chevalier ¹⁴⁴, V. Chiarella ⁵¹, G. Chiarelli ^{72a},
 G. Chiodini ^{68a}, A.S. Chisholm ²¹, A. Chitan ^{27b}, I. Chiu ¹⁶², Y.H. Chiu ¹⁷⁵, M.V. Chizhov ⁸⁰,
 K. Choi ¹¹, A.R. Chomont ^{73a,73b}, S. Chouridou ¹⁶¹, Y.S. Chow ¹²⁰, L.D. Christopher ^{33e},

M.C. Chu ^{63a}, X. Chu ^{15a,15d}, J. Chudoba ¹⁴⁰, J.J. Chwastowski ⁸⁵, L. Chytka ¹³⁰, D. Cieri ¹¹⁵, K.M. Ciesla ⁸⁵, D. Cinca ⁴⁷, V. Cindro ⁹², I.A. Cioară ^{27b}, A. Ciocio ¹⁸, F. Ciroto ^{70a,70b}, Z.H. Citron ^{179,k}, M. Citterio ^{69a}, D.A. Ciubotaru ^{27b}, B.M. Ciungu ¹⁶⁶, A. Clark ⁵⁴, M.R. Clark ³⁹, P.J. Clark ⁵⁰, S.E. Clawson ¹⁰¹, C. Clement ^{45a,45b}, Y. Coadou ¹⁰², M. Cobal ^{67a,67c}, A. Coccaro ^{55b}, J. Cochran ⁷⁹, R. Coelho Lopes De Sa ¹⁰³, H. Cohen ¹⁶⁰, A.E.C. Coimbra ³⁶, B. Cole ³⁹, A.P. Colijn ¹²⁰, J. Collot ⁵⁸, P. Conde Muiño ^{139a,139h}, S.H. Connell ^{33c}, I.A. Connelly ⁵⁷, S. Constantinescu ^{27b}, F. Conventi ^{70a,ao}, A.M. Cooper-Sarkar ¹³⁴, F. Cormier ¹⁷⁴, K.J.R. Cormier ¹⁶⁶, L.D. Corpe ⁹⁵, M. Corradi ^{73a,73b}, J.G. Corrado ¹²⁵, E.E. Corrigan ⁹⁷, F. Corriveau ^{104,ad}, M.J. Costa ¹⁷³, F. Costanza ⁵, D. Costanzo ¹⁴⁸, G. Cowan ⁹⁴, J.W. Cowley ³², J. Crane ¹⁰¹, K. Cranmer ¹²⁵, S.J. Crawley ⁵⁷, R.A. Creager ¹³⁶, S. Crépe-Renaudin ⁵⁸, F. Crescioli ¹³⁵, M. Cristinziani ²⁴, V. Croft ¹⁶⁹, G. Crosetti ^{41b,41a}, A. Cueto ⁵, T. Cuhadar Donszelmann ¹⁷⁰, A.R. Cukierman ¹⁵², W.R. Cunningham ⁵⁷, S. Czekierda ⁸⁵, P. Czodrowski ³⁶, M.M. Czurylo ^{61b}, M.J. Da Cunha Sargedas De Sousa ^{60b}, J.V. Da Fonseca Pinto ^{81b}, C. Da Via ¹⁰¹, W. Dabrowski ^{84a}, F. Dachs ³⁶, T. Dado ^{28a}, S. Dahbi ^{33e}, T. Dai ¹⁰⁶, C. Dallapiccola ¹⁰³, M. Dam ⁴⁰, G. D'amen ²⁹, V. D'Amico ^{75a,75b}, J. Damp ¹⁰⁰, J.R. Dandoy ¹³⁶, M.F. Daneri ³⁰, N.S. Dann ¹⁰¹, M. Danninger ¹⁵¹, V. Dao ³⁶, G. Darbo ^{55b}, O. Dartsis ⁵, A. Dattagupta ¹³¹, T. Daubney ⁴⁶, S. D'Auria ^{69a,69b}, C. David ^{167b}, T. Davidek ¹⁴², D.R. Davis ⁴⁹, I. Dawson ¹⁴⁸, K. De ⁸, R. De Asmundis ^{70a}, M. De Beurs ¹²⁰, S. De Castro ^{23b,23a}, S. De Cecco ^{73a,73b}, N. De Groot ¹¹⁹, P. de Jong ¹²⁰, H. De la Torre ¹⁰⁷, A. De Maria ^{15c}, D. De Pedis ^{73a}, A. De Salvo ^{73a}, U. De Sanctis ^{74a,74b}, M. De Santis ^{74a,74b}, A. De Santo ¹⁵⁵, J.B. De Vivie De Regie ⁶⁵, C. Debenedetti ¹⁴⁵, D.V. Dedovich ⁸⁰, A.M. Deiana ⁴², J. Del Peso ⁹⁹, Y. Delabat Diaz ⁴⁶, D. Delgove ⁶⁵, F. Deliot ^{144,q}, C.M. Delitzsch ⁷, M. Della Pietra ^{70a,70b}, D. Della Volpe ⁵⁴, A. Dell'Acqua ³⁶, L. Dell'Asta ^{74a,74b}, M. Delmastro ⁵, C. Delporte ⁶⁵, P.A. Delsart ⁵⁸, D.A. DeMarco ¹⁶⁶, S. Demers ¹⁸², M. Demichev ⁸⁰, G. Demontigny ¹¹⁰, S.P. Denisov ¹²³, L. D'Eramo ¹²¹, D. Derendarz ⁸⁵, J.E. Derkaoui ^{35d}, F. Derue ¹³⁵, P. Dervan ⁹¹, K. Desch ²⁴, C. Deterre ⁴⁶, K. Dette ¹⁶⁶, C. Deutsch ²⁴, M.R. Devesa ³⁰, P.O. Deviveiros ³⁶, F.A. Di Bello ^{73a,73b}, A. Di Ciaccio ^{74a,74b}, L. Di Ciaccio ⁵, W.K. Di Clemente ¹³⁶, C. Di Donato ^{70a,70b}, A. Di Girolamo ³⁶, G. Di Gregorio ^{72a,72b}, B. Di Micco ^{75a,75b}, R. Di Nardo ^{75a,75b}, K.F. Di Petrillo ⁵⁹, R. Di Sipio ¹⁶⁶, C. Diaconu ¹⁰², F.A. Dias ⁴⁰, T. Dias Do Vale ^{139a}, M.A. Diaz ^{146a}, F.G. Diaz Capriles ²⁴, J. Dickinson ¹⁸, E.B. Diehl ¹⁰⁶, J. Dietrich ¹⁹, S. Díez Cornell ⁴⁶, A. Dimitrievska ¹⁸, W. Ding ^{15b}, J. Dingfelder ²⁴, F. Dittus ³⁶, F. Djama ¹⁰², T. Djobava ^{158b}, J.I. Djuvsland ¹⁷, M.A.B. Do Vale ^{81c}, M. Dobre ^{27b}, D. Dodsworth ²⁶, C. Doglioni ⁹⁷, J. Dolejsi ¹⁴², Z. Dolezal ¹⁴², M. Donadelli ^{81d}, B. Dong ^{60c}, J. Donini ³⁸, A. D'onofrio ^{15c}, M. D'Onofrio ⁹¹, J. Dopke ¹⁴³, A. Doria ^{70a}, M.T. Dova ⁸⁹, A.T. Doyle ⁵⁷, E. Drechsler ¹⁵¹, E. Dreyer ¹⁵¹, T. Dreyer ⁵³, A.S. Drobac ¹⁶⁹, D. Du ^{60b}, T.A. du Pree ¹²⁰, Y. Duan ^{60b}, F. Dubinin ¹¹¹, M. Dubovsky ^{28a}, A. Dubreuil ⁵⁴, E. Duchovni ¹⁷⁹, G. Duckeck ¹¹⁴, O.A. Ducu ^{27b}, D. Duda ¹¹⁵, A. Dudarev ³⁶, A.C. Dudder ¹⁰⁰, E.M. Duffield ¹⁸, L. Dufflot ⁶⁵, M. Dührssen ³⁶, C. Dülzen ¹⁸¹, M. Dumancic ¹⁷⁹, A.E. Dumitriu ^{27b}, A.K. Duncan ⁵⁷, M. Dunford ^{61a}, A. Duperrin ¹⁰², H. Duran Yildiz ^{4a}, M. Düren ⁵⁶, A. Durglishvili ^{158b}, D. Duschinger ⁴⁸, B. Dutta ⁴⁶, D. Duvnjak ¹, G.I. Dyckes ¹³⁶, M. Dyndal ³⁶, S. Dysch ¹⁰¹, B.S. Dziedzic ⁸⁵, K.M. Ecker ¹¹⁵, M.G. Eggleston ⁴⁹, T. Eifert ⁸, G. Eigen ¹⁷, K. Einsweiler ¹⁸, T. Ekelof ¹⁷¹, H. El Jarrari ^{35e}, R. El Kosseifi ¹⁰², V. Ellajosyula ¹⁷¹, M. Ellert ¹⁷¹, F. Ellinghaus ¹⁸¹, A.A. Elliot ⁹³, N. Ellis ³⁶, J. Elmsheuser ²⁹, M. Elsing ³⁶, D. Emeliyanov ¹⁴³, A. Emerman ³⁹, Y. Enari ¹⁶², M.B. Epland ⁴⁹, J. Erdmann ⁴⁷, A. Ereditato ²⁰, P.A. Erland ⁸⁵, M. Errenst ³⁶, M. Escalier ⁶⁵, C. Escobar ¹⁷³, O. Estrada Pastor ¹⁷³, E. Etzion ¹⁶⁰, H. Evans ⁶⁶, M.O. Evans ¹⁵⁵, A. Ezhilov ¹³⁷, F. Fabbri ⁵⁷, L. Fabbri ^{23b,23a}, V. Fabiani ¹¹⁹, G. Facini ¹⁷⁷, R.M. Faisca Rodrigues Pereira ^{139a},

R.M. Fakhruddinov ¹²³, S. Falciano ^{73a}, P.J. Falke ²⁴, S. Falke ³⁶, J. Faltova ¹⁴², Y. Fang ^{15a}, Y. Fang ^{15a}, G. Fanourakis ⁴⁴, M. Fanti ^{69a,69b}, M. Faraj ^{67a,67c,s}, A. Farbin ⁸, A. Farilla ^{75a}, E.M. Farina ^{71a,71b}, T. Faroouque ¹⁰⁷, S.M. Farrington ⁵⁰, P. Farthouat ³⁶, F. Fassi ^{35e}, P. Fassnacht ³⁶, D. Fassouliotis ⁹, M. Faucci Giannelli ⁵⁰, W.J. Fawcett ³², L. Fayard ⁶⁵, O.L. Fedin ^{137,p}, W. Fedorko ¹⁷⁴, A. Fehr ²⁰, M. Feickert ¹⁷², L. Felgioni ¹⁰², A. Fell ¹⁴⁸, C. Feng ^{60b}, M. Feng ⁴⁹, M.J. Fenton ¹⁷⁰, A.B. Fenyuk ¹²³, S.W. Ferguson ⁴³, J. Ferrando ⁴⁶, A. Ferrante ¹⁷², A. Ferrari ¹⁷¹, P. Ferrari ¹²⁰, R. Ferrari ^{71a}, D.E. Ferreira de Lima ^{61b}, A. Ferrer ¹⁷³, D. Ferrere ⁵⁴, C. Ferretti ¹⁰⁶, F. Fiedler ¹⁰⁰, A. Filipčić ⁹², F. Filthaut ¹¹⁹, K.D. Finelli ²⁵, M.C.N. Fiolhais ^{139a,139c,a}, L. Fiorini ¹⁷³, F. Fischer ¹¹⁴, W.C. Fisher ¹⁰⁷, I. Fleck ¹⁵⁰, P. Fleischmann ¹⁰⁶, T. Flick ¹⁸¹, B.M. Flierl ¹¹⁴, L. Flores ¹³⁶, L.R. Flores Castillo ^{63a}, F.M. Follega ^{76a,76b}, N. Fomin ¹⁷, J.H. Foo ¹⁶⁶, G.T. Forcolin ^{76a,76b}, A. Formica ¹⁴⁴, F.A. Förster ¹⁴, A.C. Forti ¹⁰¹, E. Fortin ¹⁰², M.G. Foti ¹³⁴, D. Fournier ⁶⁵, H. Fox ⁹⁰, P. Francavilla ^{72a,72b}, S. Francescato ^{73a,73b}, M. Franchini ^{23b,23a}, S. Franchino ^{61a}, D. Francis ³⁶, L. Franco ⁵, L. Franconi ²⁰, M. Franklin ⁵⁹, G. Frattari ^{73a,73b}, A.N. Fray ⁹³, P.M. Freeman ²¹, B. Freund ¹¹⁰, W.S. Freund ^{81b}, E.M. Freundlich ⁴⁷, D.C. Frizzell ¹²⁸, D. Froidevaux ³⁶, J.A. Frost ¹³⁴, M. Fujimoto ¹²⁶, C. Fukunaga ¹⁶³, E. Fullana Torregrosa ¹⁷³, T. Fusayasu ¹¹⁶, J. Fuster ¹⁷³, A. Gabrielli ^{23b,23a}, A. Gabrielli ¹⁸, S. Gadatsch ⁵⁴, P. Gadow ¹¹⁵, G. Gagliardi ^{55b,55a}, L.G. Gagnon ¹¹⁰, B. Galhardo ^{139a}, G.E. Gallardo ¹³⁴, E.J. Gallas ¹³⁴, B.J. Gallop ¹⁴³, G. Galster ⁴⁰, R. Gamboa Goni ⁹³, K.K. Gan ¹²⁷, S. Ganguly ¹⁷⁹, J. Gao ^{60a}, Y. Gao ⁵⁰, Y.S. Gao ^{31,m}, F.M. Garay Walls ^{146a}, C. García ¹⁷³, J.E. García Navarro ¹⁷³, J.A. García Pascual ^{15a}, C. Garcia-Argos ⁵², M. Garcia-Sciveres ¹⁸, R.W. Gardner ³⁷, N. Garelli ¹⁵², S. Gargiulo ⁵², C.A. Garner ¹⁶⁶, V. Garonne ¹³³, S.J. Gasiorowski ¹⁴⁷, P. Gaspar ^{81b}, A. Gaudiello ^{55b,55a}, G. Gaudio ^{71a}, I.L. Gavrilenko ¹¹¹, A. Gavrilyuk ¹²⁴, C. Gay ¹⁷⁴, G. Gaycken ⁴⁶, E.N. Gazis ¹⁰, A.A. Geanta ^{27b}, C.M. Gee ¹⁴⁵, C.N.P. Gee ¹⁴³, J. Geisen ⁹⁷, M. Geisen ¹⁰⁰, C. Gemme ^{55b}, M.H. Genest ⁵⁸, C. Geng ¹⁰⁶, S. Gentile ^{73a,73b}, S. George ⁹⁴, T. Geralis ⁴⁴, L.O. Gerlach ⁵³, P. Gessinger-Befurt ¹⁰⁰, G. Gessner ⁴⁷, S. Ghasemi ¹⁵⁰, M. Ghasemi Bostanabad ¹⁷⁵, M. Ghneimat ¹⁵⁰, A. Ghosh ⁶⁵, A. Ghosh ⁷⁸, B. Giacobbe ^{23b}, S. Giagu ^{73a,73b}, N. Giangiacomi ^{23b,23a}, P. Giannetti ^{72a}, A. Giannini ^{70a,70b}, G. Giannini ¹⁴, S.M. Gibson ⁹⁴, M. Gignac ¹⁴⁵, D. Gillberg ³⁴, G. Gilles ¹⁸¹, D.M. Gingrich ^{3,an}, M.P. Giordani ^{67a,67c}, P.F. Giraud ¹⁴⁴, G. Giugliarelli ^{67a,67c}, D. Giugni ^{69a}, F. Giuli ^{74a,74b}, S. Gkaitatzis ¹⁶¹, I. Gkialas ^{9,h}, E.L. Gkoukousis ¹⁴, P. Gkoutoumis ¹⁰, L.K. Gladilin ¹¹³, C. Glasman ⁹⁹, J. Glatzer ¹⁴, P.C.F. Glaysher ⁴⁶, A. Glazov ⁴⁶, G.R. Gledhill ¹³¹, I. Gnesi ^{41b,b}, M. Goblirsch-Kolb ²⁶, D. Godin ¹¹⁰, S. Goldfarb ¹⁰⁵, T. Golling ⁵⁴, D. Golubkov ¹²³, A. Gomes ^{139a,139b}, R. Goncalves Gama ⁵³, R. Gonçalo ^{139a}, G. Gonella ¹³¹, L. Gonella ²¹, A. Gongadze ⁸⁰, F. Gonnella ²¹, J.L. Gonski ³⁹, S. González de la Hoz ¹⁷³, S. Gonzalez Fernandez ¹⁴, C. Gonzalez Renteria ¹⁸, R. Gonzalez Suarez ¹⁷¹, S. Gonzalez-Sevilla ⁵⁴, G.R. Gonzalvo Rodriguez ¹⁷³, L. Goossens ³⁶, N.A. Gorasia ²¹, P.A. Gorbounov ¹²⁴, H.A. Gordon ²⁹, B. Gorini ³⁶, E. Gorini ^{68a,68b}, A. Gorišek ⁹², A.T. Goshaw ⁴⁹, M.I. Gostkin ⁸⁰, C.A. Gottardo ¹¹⁹, M. Gouighri ^{35b}, A.G. Goussiou ¹⁴⁷, N. Govender ^{33c}, C. Goy ⁵, E. Gozani ¹⁵⁹, I. Grabowska-Bold ^{84a}, E.C. Graham ⁹¹, J. Gramling ¹⁷⁰, E. Gramstad ¹³³, S. Grancagnolo ¹⁹, M. Grandi ¹⁵⁵, V. Gratchev ¹³⁷, P.M. Gravila ^{27f}, F.G. Gravili ^{68a,68b}, C. Gray ⁵⁷, H.M. Gray ¹⁸, C. Grefe ²⁴, K. Gregersen ⁹⁷, I.M. Gregor ⁴⁶, P. Grenier ¹⁵², K. Grevtsov ⁴⁶, C. Grieco ¹⁴, N.A. Grieser ¹²⁸, A.A. Grillo ¹⁴⁵, K. Grimm ^{31,1}, S. Grinstein ^{14,y}, J.-F. Grivaz ⁶⁵, S. Groh ¹⁰⁰, E. Gross ¹⁷⁹, J. Grosse-Knetter ⁵³, Z.J. Grout ⁹⁵, C. Grud ¹⁰⁶, A. Grummer ¹¹⁸, J.C. Grundy ¹³⁴, L. Guan ¹⁰⁶, W. Guan ¹⁸⁰, C. Gubbels ¹⁷⁴, J. Guenther ³⁶, A. Guerguichon ⁶⁵, J.G.R. Guerrero Rojas ¹⁷³, F. Guescini ¹¹⁵, D. Guest ¹⁷⁰, R. Gugel ⁵², T. Guillemin ⁵, S. Guindon ³⁶, U. Gul ⁵⁷, J. Guo ^{60c}, W. Guo ¹⁰⁶, Y. Guo ^{60a}, Z. Guo ¹⁰², R. Gupta ⁴⁶, S. Gurbuz ^{12c}, G. Gustavino ¹²⁸, M. Guth ⁵², P. Gutierrez ¹²⁸, C. Gutsche ⁹⁵,

C. Guyot ¹⁴⁴, C. Gwenlan ¹³⁴, C.B. Gwilliam ⁹¹, E.S. Haaland ¹³³, A. Haas ¹²⁵, C. Haber ¹⁸, H.K. Hadavand ⁸, A. Hadeef ^{60a}, M. Haleem ¹⁷⁶, J. Haley ¹²⁹, J.J. Hall ¹⁴⁸, G. Halladjian ¹⁰⁷, G.D. Hallelwell ¹⁰², K. Hamacher ¹⁸¹, P. Hamal ¹³⁰, K. Hamano ¹⁷⁵, H. Hamdaoui ^{35e}, M. Hamer ²⁴, G.N. Hamity ⁵⁰, K. Han ^{60a,x}, L. Han ^{60a}, S. Han ¹⁸, Y.F. Han ¹⁶⁶, K. Hanagaki ^{82,v}, M. Hance ¹⁴⁵, D.M. Handl ¹¹⁴, B. Haney ¹³⁶, M.D. Hank ³⁷, R. Hankache ¹³⁵, E. Hansen ⁹⁷, J.B. Hansen ⁴⁰, J.D. Hansen ⁴⁰, M.C. Hansen ²⁴, P.H. Hansen ⁴⁰, E.C. Hanson ¹⁰¹, K. Hara ¹⁶⁸, T. Harenberg ¹⁸¹, S. Harkusha ¹⁰⁸, P.F. Harrison ¹⁷⁷, N.M. Hartman ¹⁵², N.M. Hartmann ¹¹⁴, Y. Hasegawa ¹⁴⁹, A. Hasib ⁵⁰, S. Hassani ¹⁴⁴, S. Haug ²⁰, R. Hauser ¹⁰⁷, L.B. Havener ³⁹, M. Havranek ¹⁴¹, C.M. Hawkes ²¹, R.J. Hawkings ³⁶, S. Hayashida ¹¹⁷, D. Hayden ¹⁰⁷, C. Hayes ¹⁰⁶, R.L. Hayes ¹⁷⁴, C.P. Hays ¹³⁴, J.M. Hays ⁹³, H.S. Hayward ⁹¹, S.J. Haywood ¹⁴³, F. He ^{60a}, M.P. Heath ⁵⁰, V. Hedberg ⁹⁷, S. Heer ²⁴, A.L. Heggelund ¹³³, K.K. Heidegger ⁵², W.D. Heidorn ⁷⁹, J. Heilman ³⁴, S. Heim ⁴⁶, T. Heim ¹⁸, B. Heinemann ^{46,al}, J.J. Heinrich ¹³¹, L. Heinrich ³⁶, J. Hejbal ¹⁴⁰, L. Helary ^{61b}, A. Held ¹²⁵, S. Hellesund ¹³³, C.M. Helling ¹⁴⁵, S. Hellman ^{45a,45b}, C. Helsens ³⁶, R.C.W. Henderson ⁹⁰, Y. Heng ¹⁸⁰, L. Henkelmann ³², A.M. Henriques Correia ³⁶, H. Herde ²⁶, Y. Hernández Jiménez ^{33e}, H. Herr ¹⁰⁰, M.G. Herrmann ¹¹⁴, T. Herrmann ⁴⁸, G. Hertzen ⁵², R. Hertzenberger ¹¹⁴, L. Hervas ³⁶, T.C. Herwig ¹³⁶, G.G. Hesketh ⁹⁵, N.P. Hessey ^{167a}, H. Hibi ⁸³, A. Higashida ¹⁶², S. Higashino ⁸², E. Higón-Rodríguez ¹⁷³, K. Hildebrand ³⁷, J.C. Hill ³², K.K. Hill ²⁹, K.H. Hiller ⁴⁶, S.J. Hillier ²¹, M. Hils ⁴⁸, I. Hinchliffe ¹⁸, F. Hinterkeuser ²⁴, M. Hirose ¹³², S. Hirose ⁵², D. Hirschbuehl ¹⁸¹, B. Hiti ⁹², O. Hladik ¹⁴⁰, D.R. Hlaluku ^{33e}, J. Hobbs ¹⁵⁴, N. Hod ¹⁷⁹, M.C. Hodgkinson ¹⁴⁸, A. Hoecker ³⁶, D. Hohn ⁵², D. Hohov ⁶⁵, T. Holm ²⁴, T.R. Holmes ³⁷, M. Holzbock ¹¹⁴, L.B.A.H. Hommels ³², T.M. Hong ¹³⁸, J.C. Honig ⁵², A. Hönle ¹¹⁵, B.H. Hooberman ¹⁷², W.H. Hopkins ⁶, Y. Horii ¹¹⁷, P. Horn ⁴⁸, L.A. Horyn ³⁷, S. Hou ¹⁵⁷, A. Hoummada ^{35a}, J. Howarth ⁵⁷, J. Hoya ⁸⁹, M. Hrabovsky ¹³⁰, J. Hrdinka ⁷⁷, I. Hristova ¹⁹, J. Hrivnac ⁶⁵, A. Hrynevich ¹⁰⁹, T. Hryn'ova ⁵, P.J. Hsu ⁶⁴, S.-C. Hsu ¹⁴⁷, Q. Hu ²⁹, S. Hu ^{60c}, Y.F. Hu ^{15a,15d}, D.P. Huang ⁹⁵, Y. Huang ^{60a}, Y. Huang ^{15a}, Z. Hubacek ¹⁴¹, F. Hubaut ¹⁰², M. Huebner ²⁴, F. Huegging ²⁴, T.B. Huffman ¹³⁴, M. Huhtinen ³⁶, R.F.H. Hunter ³⁴, P. Huo ¹⁵⁴, N. Huseynov ^{80,ae}, J. Huston ¹⁰⁷, J. Huth ⁵⁹, R. Hyneman ¹⁰⁶, S. Hyrych ^{28a}, G. Iacobucci ⁵⁴, G. Iakovidis ²⁹, I. Ibragimov ¹⁵⁰, L. Iconomidou-Fayard ⁶⁵, P. Iengo ³⁶, R. Ignazzi ⁴⁰, O. Igonkina ^{120,aa,*}, R. Iguchi ¹⁶², T. Iizawa ⁵⁴, Y. Ikegami ⁸², M. Ikeno ⁸², D. Iliadis ¹⁶¹, N. Ilic ^{119,166,ad}, F. Iltzsche ⁴⁸, H. Imam ^{35a}, G. Introzzi ^{71a,71b}, M. Iodice ^{75a}, K. Iordanidou ^{167a}, V. Ippolito ^{73a,73b}, M.F. Isacson ¹⁷¹, M. Ishino ¹⁶², W. Islam ¹²⁹, C. Issever ^{19,46}, S. Istin ¹⁵⁹, F. Ito ¹⁶⁸, J.M. Iturbe Ponce ^{63a}, R. Iuppa ^{76a,76b}, A. Ivina ¹⁷⁹, H. Iwasaki ⁸², J.M. Izen ⁴³, V. Izzo ^{70a}, P. Jacka ¹⁴⁰, P. Jackson ¹, R.M. Jacobs ⁴⁶, B.P. Jaeger ¹⁵¹, V. Jain ², G. Jäkel ¹⁸¹, K.B. Jakobi ¹⁰⁰, K. Jakobs ⁵², T. Jakoubek ¹⁷⁹, J. Jamieson ⁵⁷, K.W. Janas ^{84a}, R. Jansky ⁵⁴, M. Janus ⁵³, P.A. Janus ^{84a}, G. Jarlskog ⁹⁷, A.E. Jaspan ⁹¹, N. Javadov ^{80,ae}, T. Javůrek ³⁶, M. Javurkova ¹⁰³, F. Jeanneau ¹⁴⁴, L. Jeanty ¹³¹, J. Jejelava ^{158a}, A. Jelinskas ¹⁷⁷, P. Jenni ^{52,c}, N. Jeong ⁴⁶, S. Jézéquel ⁵, H. Ji ¹⁸⁰, J. Jia ¹⁵⁴, H. Jiang ⁷⁹, Y. Jiang ^{60a}, Z. Jiang ¹⁵², S. Jiggins ⁵², F.A. Jimenez Morales ³⁸, J. Jimenez Pena ¹¹⁵, S. Jin ^{15c}, A. Jinaru ^{27b}, O. Jinnouchi ¹⁶⁴, H. Jivan ^{33e}, P. Johansson ¹⁴⁸, K.A. Johns ⁷, C.A. Johnson ⁶⁶, R.W.L. Jones ⁹⁰, S.D. Jones ¹⁵⁵, S. Jones ⁷, T.J. Jones ⁹¹, J. Jongmanns ^{61a}, P.M. Jorge ^{139a}, J. Jovicevic ³⁶, X. Ju ¹⁸, J.J. Junggeburth ¹¹⁵, A. Juste Rozas ^{14,y}, A. Kaczmarska ⁸⁵, M. Kado ^{73a,73b}, H. Kagan ¹²⁷, M. Kagan ¹⁵², A. Kahn ³⁹, C. Kahra ¹⁰⁰, T. Kaji ¹⁷⁸, E. Kajomovitz ¹⁵⁹, C.W. Kalderon ²⁹, A. Kaluza ¹⁰⁰, A. Kamenshchikov ¹²³, M. Kaneda ¹⁶², N.J. Kang ¹⁴⁵, S. Kang ⁷⁹, Y. Kano ¹¹⁷, J. Kanzaki ⁸², L.S. Kaplan ¹⁸⁰, D. Kar ^{33e}, K. Karava ¹³⁴, M.J. Kareem ^{167b}, I. Karkanias ¹⁶¹, S.N. Karpov ⁸⁰, Z.M. Karpova ⁸⁰, V. Kartvelishvili ⁹⁰, A.N. Karyukhin ¹²³, A. Kastanas ^{45a,45b}, C. Kato ^{60d,60c}, J. Katzy ⁴⁶, K. Kawade ¹⁴⁹, K. Kawagoe ⁸⁸, T. Kawaguchi ¹¹⁷,

T. Kawamoto ¹⁴⁴, G. Kawamura ⁵³, E.F. Kay ¹⁷⁵, S. Kazakos ¹⁴, V.F. Kazanin ^{122b,122a},
 R. Keeler ¹⁷⁵, R. Kehoe ⁴², J.S. Keller ³⁴, E. Kellermann ⁹⁷, D. Kelsey ¹⁵⁵, J.J. Kempster ²¹,
 J. Kendrick ²¹, K.E. Kennedy ³⁹, O. Kepka ¹⁴⁰, S. Kersten ¹⁸¹, B.P. Kerševan ⁹²,
 S. Ketabchi Haghighat ¹⁶⁶, M. Khader ¹⁷², F. Khalil-Zada ¹³, M. Khandoga ¹⁴⁴, A. Khanov
¹²⁹, A.G. Kharlamov ^{122b,122a}, T. Kharlamova ^{122b,122a}, E.E. Khoda ¹⁷⁴, A. Khodinov ¹⁶⁵,
 T.J. Khoo ⁵⁴, G. Khoriauli ¹⁷⁶, E. Khramov ⁸⁰, J. Khubua ^{158b}, S. Kido ⁸³, M. Kiehn ⁵⁴,
 C.R. Kilby ⁹⁴, E. Kim ¹⁶⁴, Y.K. Kim ³⁷, N. Kimura ⁹⁵, O.M. Kind ¹⁹, B.T. King ^{91,*},
 D. Kirchmeier ⁴⁸, J. Kirk ¹⁴³, A.E. Kiryunin ¹¹⁵, T. Kishimoto ¹⁶², D.P. Kisiulik ¹⁶⁶, V. Kitali
⁴⁶, C. Kitsaki ¹⁰, O. Kivernyk ²⁴, T. Klapdor-Kleingrothaus ⁵², M. Klassen ^{61a}, C. Klein ³⁴,
 M.H. Klein ¹⁰⁶, M. Klein ⁹¹, U. Klein ⁹¹, K. Kleinknecht ¹⁰⁰, P. Klimek ¹²¹, A. Klimentov ²⁹,
 T. Klingl ²⁴, T. Klioutchnikova ³⁶, F.F. Klitzner ¹¹⁴, P. Kluit ¹²⁰, S. Kluth ¹¹⁵, E. Kneringer
⁷⁷, E.B.F.G. Knoops ¹⁰², A. Knue ⁵², D. Kobayashi ⁸⁸, T. Kobayashi ¹⁶², M. Kobel ⁴⁸,
 M. Kocian ¹⁵², T. Kodama ¹⁶², P. Kodys ¹⁴², D.M. Koeck ¹⁵⁵, P.T. Koenig ²⁴, T. Koffas ³⁴,
 N.M. Köhler ³⁶, M. Kolb ¹⁴⁴, I. Koletsou ⁵, T. Komarek ¹³⁰, T. Kondo ⁸², K. Köneke ⁵²,
 A.X.Y. Kong ¹, A.C. König ¹¹⁹, T. Kono ¹²⁶, V. Konstantinides ⁹⁵, N. Konstantinidis ⁹⁵,
 B. Konya ⁹⁷, R. Kopeliainsky ⁶⁶, S. Koperny ^{84a}, K. Korcyl ⁸⁵, K. Kordas ¹⁶¹, G. Koren ¹⁶⁰,
 A. Korn ⁹⁵, I. Korolkov ¹⁴, E.V. Korolkova ¹⁴⁸, N. Korotkova ¹¹³, O. Kortner ¹¹⁵, S. Kortner
¹¹⁵, V.V. Kostyukhin ^{148,165}, A. Kotskechagia ⁶⁵, A. Kotwal ⁴⁹, A. Koulouris ¹⁰,
 A. Kourkumeli-Charalampidi ^{71a,71b}, C. Kourkumelis ⁹, E. Kourlitis ⁶, V. Kouskoura ²⁹,
 A.B. Kowalewska ⁸⁵, R. Kowalewski ¹⁷⁵, W. Kozanecki ¹⁰¹, A.S. Kozhin ¹²³, V.A. Kramarenko
¹¹³, G. Kramberger ⁹², D. Krasnopevtsev ^{60a}, M.W. Krasny ¹³⁵, A. Krasznahorkay ³⁶,
 D. Krauss ¹¹⁵, J.A. Kremer ¹⁰⁰, J. Kretzschmar ⁹¹, P. Krieger ¹⁶⁶, F. Krieter ¹¹⁴, A. Krishnan
^{61b}, K. Krizka ¹⁸, K. Kroeninger ⁴⁷, H. Kroha ¹¹⁵, J. Kroll ¹⁴⁰, J. Kroll ¹³⁶, K.S. Krowpman
¹⁰⁷, U. Kruchonak ⁸⁰, H. Krüger ²⁴, N. Krumnack ⁷⁹, M.C. Kruse ⁴⁹, J.A. Krzysiak ⁸⁵,
 T. Kubota ¹⁰⁵, O. Kuchinskaia ¹⁶⁵, S. Kuday ^{4b}, J.T. Kuechler ⁴⁶, S. Kuehn ³⁶, A. Kugel ^{61a},
 T. Kuhl ⁴⁶, V. Kukhtin ⁸⁰, Y. Kulchitsky ^{108,ag}, S. Kuleshov ^{146b}, Y.P. Kulinich ¹⁷², M. Kuna
⁵⁸, T. Kunigo ⁸⁶, A. Kupco ¹⁴⁰, T. Kupfer ⁴⁷, O. Kuprash ⁵², H. Kurashige ⁸³,
 L.L. Kurchaninov ^{167a}, Y.A. Kurochkin ¹⁰⁸, A. Kurova ¹¹², M.G. Kurth ^{15a,15d}, E.S. Kuwertz
³⁶, M. Kuze ¹⁶⁴, A.K. Kvam ¹⁴⁷, J. Kvita ¹³⁰, T. Kwan ¹⁰⁴, L. La Rotonda ^{41b,41a},
 F. La Ruffa ^{41b,41a}, C. Lacasta ¹⁷³, F. Lacava ^{73a,73b}, D.P.J. Lack ¹⁰¹, H. Lacker ¹⁹, D. Lacour
¹³⁵, E. Ladygin ⁸⁰, R. Lafaye ⁵, B. Laforge ¹³⁵, T. Lagouri ^{146b}, S. Lai ⁵³, I.K. Lakomic ^{84a},
 J.E. Lambert ¹²⁸, S. Lammers ⁶⁶, W. Lampl ⁷, C. Lampoudis ¹⁶¹, E. Lançon ²⁹, U. Landgraf
⁵², M.P.J. Landon ⁹³, M.C. Lanfermann ⁵⁴, V.S. Lang ⁵², J.C. Lange ⁵³, R.J. Langenberg ¹⁰³,
 A.J. Lankford ¹⁷⁰, F. Lanni ²⁹, K. Lantzs ²⁴, A. Lanza ^{71a}, A. Lapertosa ^{55b,55a}, S. Laplace
¹³⁵, J.F. Laporte ¹⁴⁴, T. Lari ^{69a}, F. Lasagni Manghi ^{23b,23a}, M. Lassnig ³⁶, T.S. Lau ^{63a},
 A. Laudrain ⁶⁵, A. Laurier ³⁴, M. Lavorgna ^{70a,70b}, S.D. Lawlor ⁹⁴, M. Lazzaroni ^{69a,69b},
 B. Le ¹⁰¹, E. Le Guirriec ¹⁰², A. Lebedev ⁷⁹, M. LeBlanc ⁷, T. LeCompte ⁶, F. Ledroit-Guillon
⁵⁸, A.C.A. Lee ⁹⁵, C.A. Lee ²⁹, G.R. Lee ¹⁷, L. Lee ⁵⁹, S.C. Lee ¹⁵⁷, S. Lee ⁷⁹, B. Lefebvre
^{167a}, H.P. Lefebvre ⁹⁴, M. Lefebvre ¹⁷⁵, C. Leggett ¹⁸, K. Lehmann ¹⁵¹, N. Lehmann ²⁰,
 G. Lehmann Miotto ³⁶, W.A. Leight ⁴⁶, A. Leisos ^{161,w}, M.A.L. Leite ^{81d}, C.E. Leitgeb ¹¹⁴,
 R. Leitner ¹⁴², D. Lellouch ^{179,*}, K.J.C. Leney ⁴², T. Lenz ²⁴, R. Leone ⁷, S. Leone ^{72a},
 C. Leonidopoulos ⁵⁰, A. Leopold ¹³⁵, C. Leroy ¹¹⁰, R. Les ¹⁶⁶, C.G. Lester ³², M. Levchenko
¹³⁷, J. Levêque ⁵, D. Levin ¹⁰⁶, L.J. Levinson ¹⁷⁹, D.J. Lewis ²¹, B. Li ^{15b}, B. Li ¹⁰⁶, C-Q. Li
^{60a}, F. Li ^{60c}, H. Li ^{60a}, H. Li ^{60b}, J. Li ^{60c}, K. Li ¹⁴⁷, L. Li ^{60c}, M. Li ^{15a,15d}, Q. Li ^{15a,15d},
 Q.Y. Li ^{60a}, S. Li ^{60d,60c}, X. Li ⁴⁶, Y. Li ⁴⁶, Z. Li ^{60b}, Z. Li ¹⁰⁴, Z. Liang ^{15a}, M. Liberatore
⁴⁶, B. Liberti ^{74a}, A. Liblong ¹⁶⁶, K. Lie ^{63c}, S. Lim ²⁹, C.Y. Lin ³², K. Lin ¹⁰⁷, T.H. Lin ¹⁰⁰,
 R.A. Linck ⁶⁶, R.E. Lindley ⁷, J.H. Lindon ²¹, A. Linss ⁴⁶, A.L. Lioni ⁵⁴, E. Lipeles ¹³⁶,
 A. Lipniacka ¹⁷, T.M. Liss ^{172,am}, A. Lister ¹⁷⁴, J.D. Little ⁸, B. Liu ⁷⁹, B.L. Liu ⁶, H.B. Liu

29, H. Liu ¹⁰⁶, J.B. Liu ^{60a}, J.K.K. Liu ³⁷, K. Liu ^{60d}, M. Liu ^{60a}, P. Liu ^{15a}, Y. Liu ⁴⁶,
 Y. Liu ^{15a,15d}, Y.L. Liu ¹⁰⁶, Y.W. Liu ^{60a}, M. Livan ^{71a,71b}, A. Lleres ⁵⁸, J. Llorente Merino
¹⁵¹, S.L. Lloyd ⁹³, C.Y. Lo ^{63b}, E.M. Lobodzinska ⁴⁶, P. Loch ⁷, S. Loffredo ^{74a,74b}, T. Lohse
¹⁹, K. Lohwasser ¹⁴⁸, M. Lokajicek ¹⁴⁰, J.D. Long ¹⁷², R.E. Long ⁹⁰, L. Longo ³⁶, K.A. Looper
¹²⁷, I. Lopez Paz ¹⁰¹, A. Lopez Solis ¹⁴⁸, J. Lorenz ¹¹⁴, N. Lorenzo Martinez ⁵, A.M. Lory ¹¹⁴,
 P.J. Lösel ¹¹⁴, A. Lösle ⁵², X. Lou ⁴⁶, X. Lou ^{15a}, A. Lounis ⁶⁵, J. Love ⁶, P.A. Love ⁹⁰,
 J.J. Lozano Bahilo ¹⁷³, M. Lu ^{60a}, Y.J. Lu ⁶⁴, H.J. Lubatti ¹⁴⁷, C. Luci ^{73a,73b}, A. Lucotte ⁵⁸,
 C. Luedtke ⁵², F. Luehring ⁶⁶, I. Luise ¹³⁵, L. Luminari ^{73a}, B. Lund-Jensen ¹⁵³, M.S. Lutz
¹⁶⁰, D. Lynn ²⁹, H. Lyons ⁹¹, R. Lysak ¹⁴⁰, E. Lytken ⁹⁷, F. Lyu ^{15a}, V. Lyubushkin ⁸⁰,
 T. Lyubushkina ⁸⁰, H. Ma ²⁹, L.L. Ma ^{60b}, Y. Ma ⁹⁵, G. Maccarrone ⁵¹, A. Macchiolo ¹¹⁵,
 C.M. Macdonald ¹⁴⁸, J.C. Macdonald ¹⁴⁸, J. Machado Miguens ¹³⁶, D. Madaffari ¹⁷³, R. Madar
³⁸, W.F. Mader ⁴⁸, M. Madugoda Ralalage Don ¹²⁹, N. Madysa ⁴⁸, J. Maeda ⁸³, T. Maeno ²⁹,
 M. Maerker ⁴⁸, V. Magerl ⁵², N. Magini ⁷⁹, J. Magro ^{67a,67c,s}, D.J. Mahon ³⁹, C. Maidantchik
^{81b}, T. Maier ¹¹⁴, A. Maio ^{139a,139b,139d}, K. Maj ^{84a}, O. Majersky ^{28a}, S. Majewski ¹³¹,
 Y. Makida ⁸², N. Makovec ⁶⁵, B. Malaescu ¹³⁵, Pa. Malecki ⁸⁵, V.P. Maleev ¹³⁷, F. Malek ⁵⁸,
 U. Mallik ⁷⁸, D. Malon ⁶, C. Malone ³², S. Maltezos ¹⁰, S. Malyukov ⁸⁰, J. Mamuzic ¹⁷³,
 G. Mancini ⁵¹, I. Mandić ⁹², L. Manhaes de Andrade Filho ^{81a}, I.M. Maniatis ¹⁶¹,
 J. Manjarres Ramos ⁴⁸, K.H. Mankinen ⁹⁷, A. Mann ¹¹⁴, A. Manousos ⁷⁷, B. Mansoulie ¹⁴⁴,
 I. Manthos ¹⁶¹, S. Manzoni ¹²⁰, A. Marantis ¹⁶¹, G. Marceca ³⁰, L. Marchese ¹³⁴, G. Marchiori
¹³⁵, M. Marcisovsky ¹⁴⁰, L. Marcoccia ^{74a,74b}, C. Marcon ⁹⁷, C.A. Marin Tobon ³⁶,
 M. Marjanovic ¹²⁸, Z. Marshall ¹⁸, M.U.F. Martensson ¹⁷¹, S. Marti-Garcia ¹⁷³, C.B. Martin
¹²⁷, T.A. Martin ¹⁷⁷, V.J. Martin ⁵⁰, B. Martin dit Latour ¹⁷, L. Martinelli ^{75a,75b},
 M. Martinez ^{14,y}, P. Martinez Agullo ¹⁷³, V.I. Martinez Outschoorn ¹⁰³, S. Martin-Haugh ¹⁴³,
 V.S. Martoiu ^{27b}, A.C. Martyniuk ⁹⁵, A. Marzin ³⁶, S.R. Maschek ¹¹⁵, L. Masetti ¹⁰⁰,
 T. Mashimo ¹⁶², R. Mashinistov ¹¹¹, J. Masik ¹⁰¹, A.L. Maslennikov ^{122b,122a}, L. Massa ^{23b,23a},
 P. Massarotti ^{70a,70b}, P. Mastrandrea ^{72a,72b}, A. Mastroberardino ^{41b,41a}, T. Masubuchi ¹⁶²,
 D. Matakias ²⁹, A. Matic ¹¹⁴, N. Matsuzawa ¹⁶², P. Mättig ²⁴, J. Maurer ^{27b}, B. Maček ⁹²,
 D.A. Maximov ^{122b,122a}, R. Mazini ¹⁵⁷, I. Maznas ¹⁶¹, S.M. Mazza ¹⁴⁵, J.P. Mc Gowan ¹⁰⁴,
 S.P. Mc Kee ¹⁰⁶, T.G. McCarthy ¹¹⁵, W.P. McCormack ¹⁸, E.F. McDonald ¹⁰⁵, J.A. Mcfayden
³⁶, G. Mchedlidze ^{158b}, M.A. McKay ⁴², K.D. McLean ¹⁷⁵, S.J. McMahon ¹⁴³,
 P.C. McNamara ¹⁰⁵, C.J. McNicol ¹⁷⁷, R.A. McPherson ^{175,ad}, J.E. Mdhluli ^{33e}, Z.A. Meadows
¹⁰³, S. Meehan ³⁶, T. Megy ³⁸, S. Mehlhase ¹¹⁴, A. Mehta ⁹¹, B. Meirose ⁴³, D. Melini ¹⁵⁹,
 B.R. Mellado Garcia ^{33e}, J.D. Mellenthin ⁵³, M. Melo ^{28a}, F. Meloni ⁴⁶, A. Melzer ²⁴,
 S.B. Menary ¹⁰¹, E.D. Mendes Gouveia ^{139a,139e}, L. Meng ³⁶, X.T. Meng ¹⁰⁶, S. Menke ¹¹⁵,
 E. Meoni ^{41b,41a}, S. Mergelmeyer ¹⁹, S.A.M. Merkt ¹³⁸, C. Merlassino ¹³⁴, P. Mermod ⁵⁴,
 L. Merola ^{70a,70b}, C. Meroni ^{69a}, G. Merz ¹⁰⁶, O. Meshkov ^{113,111}, J.K.R. Meshreki ¹⁵⁰,
 A. Messina ^{73a,73b}, J. Metcalfe ⁶, A.S. Mete ⁶, C. Meyer ⁶⁶, J-P. Meyer ¹⁴⁴,
 H. Meyer Zu Theenhausen ^{61a}, F. Miano ¹⁵⁵, M. Michetti ¹⁹, R.P. Middleton ¹⁴³, L. Mijović
⁵⁰, G. Mikenberg ¹⁷⁹, M. Mikestikova ¹⁴⁰, M. Mikuž ⁹², H. Mildner ¹⁴⁸, M. Milesi ¹⁰⁵,
 A. Milic ¹⁶⁶, C.D. Milke ⁴², D.W. Miller ³⁷, A. Milov ¹⁷⁹, D.A. Milstead ^{45a,45b}, R.A. Mina
¹⁵², A.A. Minaenko ¹²³, M. Miñano Moya ¹⁷³, I.A. Minashvili ^{158b}, A.I. Mincer ¹²⁵, B. Mindur
^{84a}, M. Mineev ⁸⁰, Y. Minegishi ¹⁶², L.M. Mir ¹⁴, M. Mironova ¹³⁴, A. Mirto ^{68a,68b},
 K.P. Mistry ¹³⁶, T. Mitani ¹⁷⁸, J. Mitrevski ¹¹⁴, V.A. Mitsou ¹⁷³, M. Mittal ^{60c}, O. Miu ¹⁶⁶,
 A. Miucci ²⁰, P.S. Miyagawa ¹⁴⁸, A. Mizukami ⁸², J.U. Mjörnmark ⁹⁷, T. Mkrtchyan ^{61a},
 M. Mlynarikova ¹⁴², T. Moa ^{45a,45b}, S. Mobius ⁵³, K. Mochizuki ¹¹⁰, P. Mogg ¹¹⁴,
 S. Mohapatra ³⁹, R. Moles-Valls ²⁴, M.C. Mondragon ¹⁰⁷, K. Mönig ⁴⁶, E. Monnier ¹⁰²,
 A. Montalbano ¹⁵¹, J. Montejo Berlingen ³⁶, M. Montella ⁹⁵, F. Monticelli ⁸⁹, S. Monzani ^{69a},
 N. Morange ⁶⁵, D. Moreno ^{22a}, M. Moreno Llácer ¹⁷³, C. Moreno Martinez ¹⁴, P. Morettini ^{55b},

M. Morgenstern ¹⁵⁹, S. Morgenstern ⁴⁸, D. Mori ¹⁵¹, M. Morii ⁵⁹, M. Morinaga ¹⁷⁸,
 V. Morisbak ¹³³, A.K. Morley ³⁶, G. Mornacchi ³⁶, A.P. Morris ⁹⁵, L. Morvaj ¹⁵⁴,
 P. Moschovakos ³⁶, B. Moser ¹²⁰, M. Mosidze ^{158b}, T. Moskalets ¹⁴⁴, H.J. Moss ¹⁴⁸, J. Moss
^{31,n}, E.J.W. Moyse ¹⁰³, S. Muanza ¹⁰², J. Mueller ¹³⁸, R.S.P. Mueller ¹¹⁴, D. Muenstermann
⁹⁰, G.A. Mullier ⁹⁷, D.P. Mungo ^{69a,69b}, J.L. Munoz Martinez ¹⁴, F.J. Munoz Sanchez ¹⁰¹,
 P. Murin ^{28b}, W.J. Murray ^{177,143}, A. Murrone ^{69a,69b}, M. Muškinja ¹⁸, C. Mwewa ^{33a},
 A.G. Myagkov ^{123,ai}, A.A. Myers ¹³⁸, J. Myers ¹³¹, M. Myska ¹⁴¹, B.P. Nachman ¹⁸,
 O. Nackenhorst ⁴⁷, A.Nag Nag ⁴⁸, K. Nagai ¹³⁴, K. Nagano ⁸², Y. Nagasaka ⁶², J.L. Nagle ²⁹,
 E. Nagy ¹⁰², A.M. Nairz ³⁶, Y. Nakahama ¹¹⁷, K. Nakamura ⁸², T. Nakamura ¹⁶², H. Nanjo
¹³², F. Napolitano ^{61a}, R.F. Naranjo Garcia ⁴⁶, R. Narayan ⁴², I. Naryshkin ¹³⁷, T. Naumann
⁴⁶, G. Navarro ^{22a}, P.Y. Nechaeva ¹¹¹, F. Nechansky ⁴⁶, T.J. Neep ²¹, A. Negri ^{71a,71b},
 M. Negrini ^{23b}, C. Nellist ¹¹⁹, M.E. Nelson ^{45a,45b}, S. Nemecek ¹⁴⁰, M. Nessi ^{36,e},
 M.S. Neubauer ¹⁷², F. Neuhaus ¹⁰⁰, M. Neumann ¹⁸¹, R. Newhouse ¹⁷⁴, P.R. Newman ²¹,
 C.W. Ng ¹³⁸, Y.S. Ng ¹⁹, Y.W.Y. Ng ¹⁷⁰, B. Ngair ^{35e}, H.D.N. Nguyen ¹⁰², T. Nguyen Manh
¹¹⁰, E. Nibigira ³⁸, R.B. Nickerson ¹³⁴, R. Nicolaidou ¹⁴⁴, D.S. Nielsen ⁴⁰, J. Nielsen ¹⁴⁵,
 N. Nikiforou ¹¹, V. Nikolaenko ^{123,ai}, I. Nikolic-Audit ¹³⁵, K. Nikolopoulos ²¹, P. Nilsson ²⁹,
 H.R. Nindhito ⁵⁴, Y. Ninomiya ⁸², A. Nisati ^{73a}, N. Nishu ^{60c}, R. Nisius ¹¹⁵, I. Nitsche ⁴⁷,
 T. Nitta ¹⁷⁸, T. Nobe ¹⁶², D.L. Noel ³², Y. Noguchi ⁸⁶, I. Nomidis ¹³⁵, M.A. Nomura ²⁹,
 M. Nordberg ³⁶, J. Novak ⁹², T. Novak ⁹², O. Novgorodova ⁴⁸, R. Novotny ¹⁴¹, L. Nozka ¹³⁰,
 K. Ntekas ¹⁷⁰, E. Nurse ⁹⁵, F.G. Oakham ^{34,an}, H. Oberlack ¹¹⁵, J. Ocariz ¹³⁵, A. Ochi ⁸³,
 I. Ochoa ³⁹, J.P. Ochoa-Ricoux ^{146a}, K. O'Connor ²⁶, S. Oda ⁸⁸, S. Odaka ⁸², S. Oerdek ⁵³,
 A. Ogrodnik ^{84a}, A. Oh ¹⁰¹, S.H. Oh ⁴⁹, C.C. Ohm ¹⁵³, H. Oide ¹⁶⁴, M.L. Ojeda ¹⁶⁶,
 H. Okawa ¹⁶⁸, Y. Okazaki ⁸⁶, M.W. O'Keefe ⁹¹, Y. Okumura ¹⁶², T. Okuyama ⁸², A. Olariu
^{27b}, L.F. Oleiro Seabra ^{139a}, S.A. Olivares Pino ^{146a}, D. Oliveira Damazio ²⁹, J.L. Oliver ¹,
 M.J.R. Olsson ¹⁷⁰, A. Olszewski ⁸⁵, J. Olszowska ⁸⁵, D.C. O'Neil ¹⁵¹, A.P. O'Neill ¹³⁴,
 A. Onofre ^{139a,139e}, P.U.E. Onyisi ¹¹, H. Oppen ¹³³, R.G. Oreamuno Madriz ¹²¹, M.J. Oreglia
³⁷, G.E. Orellana ⁸⁹, D. Orestano ^{75a,75b}, N. Orlando ¹⁴, R.S. Orr ¹⁶⁶, V. O'Shea ⁵⁷,
 R. Ospanov ^{60a}, G. Otero y Garzon ³⁰, H. Otono ⁸⁸, P.S. Ott ^{61a}, G.J. Ottino ¹⁸, M. Ouchrif
^{35d}, J. Ouellette ²⁹, F. Ould-Saada ¹³³, A. Ouraou ¹⁴⁴, Q. Ouyang ^{15a}, M. Owen ⁵⁷,
 R.E. Owen ²¹, V.E. Ozcan ^{12c}, N. Ozturk ⁸, J. Pacalt ¹³⁰, H.A. Pacey ³², K. Pachal ⁴⁹,
 A. Pacheco Pages ¹⁴, C. Padilla Aranda ¹⁴, S. Pagan Griso ¹⁸, M. Paganini ¹⁸², G. Palacino ⁶⁶,
 S. Palazzo ⁵⁰, S. Palestini ³⁶, M. Palka ^{84b}, D. Pallin ³⁸, P. Palmi ^{84a}, I. Panagoulas ¹⁰,
 C.E. Pandini ³⁶, J.G. Panduro Vazquez ⁹⁴, P. Pani ⁴⁶, G. Panizzo ^{67a,67c}, L. Paolozzi ⁵⁴,
 C. Papadatos ¹¹⁰, K. Papageorgiou ^{9,h}, S. Parajuli ⁴², A. Paramonov ⁶, C. Paraskevopoulos ¹⁰,
 D. Paredes Hernandez ^{63b}, S.R. Paredes Saenz ¹³⁴, B. Parida ¹⁷⁹, T.H. Park ¹⁶⁶, A.J. Parker
³¹, M.A. Parker ³², F. Parodi ^{55b,55a}, E.W. Parrish ¹²¹, J.A. Parsons ³⁹, U. Parzefall ⁵²,
 L. Pascual Dominguez ¹³⁵, V.R. Pascuzzi ¹⁸, J.M.P. Pasner ¹⁴⁵, F. Pasquali ¹²⁰, E. Pasqualucci
^{73a}, S. Passaggio ^{55b}, F. Pastore ⁹⁴, P. Pasuwan ^{45a,45b}, S. Patariaia ¹⁰⁰, J.R. Pater ¹⁰¹,
 A. Pathak ^{180,j}, J. Patton ⁹¹, T. Pauly ³⁶, J. Parkes ¹⁵², B. Pearson ¹¹⁵, M. Pedersen ¹³³,
 L. Pedraza Diaz ¹¹⁹, R. Pedro ^{139a}, T. Peiffer ⁵³, S.V. Peleganchuk ^{122b,122a}, O. Penc ¹⁴⁰,
 H. Peng ^{60a}, B.S. Peralva ^{81a}, M.M. Perego ⁶⁵, A.P. Pereira Peixoto ^{139a}, L. Pereira Sanchez
^{45a,45b}, D.V. Perepelitsa ²⁹, F. Peri ¹⁹, L. Perini ^{69a,69b}, H. Pernegger ³⁶, S. Perrella ^{139a},
 A. Perrevoort ¹²⁰, K. Peters ⁴⁶, R.F.Y. Peters ¹⁰¹, B.A. Petersen ³⁶, T.C. Petersen ⁴⁰, E. Petit
¹⁰², A. Petridis ¹, C. Petridou ¹⁶¹, P. Petroff ⁶⁵, F. Petrucci ^{75a,75b}, M. Pettee ¹⁸²,
 N.E. Pettersson ¹⁰³, K. Petukhova ¹⁴², A. Peyaud ¹⁴⁴, R. Pezoa ^{146d}, L. Pezzotti ^{71a,71b},
 T. Pham ¹⁰⁵, F.H. Phillips ¹⁰⁷, P.W. Phillips ¹⁴³, M.W. Phipps ¹⁷², G. Piacquadio ¹⁵⁴,
 E. Pianori ¹⁸, A. Picazio ¹⁰³, R.H. Pickles ¹⁰¹, R. Piegai ³⁰, D. Pietreanu ^{27b}, J.E. Pilcher
³⁷, A.D. Pilkington ¹⁰¹, M. Pinamonti ^{67a,67c}, J.L. Pinfold ³, C. Pitman Donaldson ⁹⁵, M. Pitt

160, L. Pizzimento ^{74a,74b}, M.-A. Pleier ²⁹, V. Pleskot ¹⁴², E. Plotnikova ⁸⁰, P. Podberezko ^{122b,122a}, R. Poettgen ⁹⁷, R. Poggi ⁵⁴, L. Poggioli ¹³⁵, I. Pogrebnyak ¹⁰⁷, D. Pohl ²⁴, I. Pokharel ⁵³, G. Polesello ^{71a}, A. Poley ¹⁸, A. Policicchio ^{73a,73b}, R. Polifka ¹⁴², A. Polini ^{23b}, C.S. Pollard ⁴⁶, V. Polychronakos ²⁹, D. Ponomarenko ¹¹², L. Pontecorvo ³⁶, S. Popa ^{27a}, G.A. Popeneciu ^{27d}, L. Portales ⁵, D.M. Portillo Quintero ⁵⁸, S. Pospisil ¹⁴¹, K. Potamianos ⁴⁶, I.N. Potrap ⁸⁰, C.J. Potter ³², H. Potti ¹¹, T. Poulsen ⁹⁷, J. Poveda ¹⁷³, T.D. Powell ¹⁴⁸, G. Pownall ⁴⁶, M.E. Pozo Astigarraga ³⁶, P. Pralavorio ¹⁰², S. Prell ⁷⁹, D. Price ¹⁰¹, M. Primavera ^{68a}, M.L. Proffitt ¹⁴⁷, N. Proklova ¹¹², K. Prokofiev ^{63c}, F. Prokoshin ⁸⁰, S. Protopopescu ²⁹, J. Proudfoot ⁶, M. Przybycien ^{84a}, D. Pudzha ¹³⁷, A. Puri ¹⁷², P. Puzo ⁶⁵, J. Qian ¹⁰⁶, Y. Qin ¹⁰¹, A. Quadt ⁵³, M. Queitsch-Maitland ³⁶, A. Qureshi ¹, M. Racko ^{28a}, F. Ragusa ^{69a,69b}, G. Rahal ⁹⁸, J.A. Raine ⁵⁴, S. Rajagopalan ²⁹, A. Ramirez Morales ⁹³, K. Ran ^{15a,15d}, T. Rashid ⁶⁵, D.M. Rauch ⁴⁶, F. Rauscher ¹¹⁴, S. Rave ¹⁰⁰, B. Ravina ¹⁴⁸, I. Ravinovich ¹⁷⁹, J.H. Rawling ¹⁰¹, M. Raymond ³⁶, A.L. Read ¹³³, N.P. Readioff ⁵⁸, M. Reale ^{68a,68b}, D.M. Rebutti ^{71a,71b}, G. Redlinger ²⁹, K. Reeves ⁴³, L. Rehnisch ¹⁹, J. Reichert ¹³⁶, D. Reikher ¹⁶⁰, A. Reiss ¹⁰⁰, A. Rej ¹⁵⁰, C. Rembser ³⁶, A. Renardi ⁴⁶, M. Renda ^{27b}, M. Rescigno ^{73a}, S. Resconi ^{69a}, E.D. Resseguie ¹⁸, S. Rettie ⁹⁵, B. Reynolds ¹²⁷, E. Reynolds ²¹, O.L. Rezanova ^{122b,122a}, P. Reznicek ¹⁴², E. Ricci ^{76a,76b}, R. Richter ¹¹⁵, S. Richter ⁴⁶, E. Richter-Was ^{84b}, O. Ricken ²⁴, M. Ridel ¹³⁵, P. Rieck ¹¹⁵, O. Rifki ⁴⁶, M. Rijssenbeek ¹⁵⁴, A. Rimoldi ^{71a,71b}, M. Rimoldi ⁴⁶, L. Rinaldi ^{23b}, G. Ripellino ¹⁵³, I. Riu ¹⁴, P. Rivadeneira ⁴⁶, J.C. Rivera Vergara ¹⁷⁵, F. Rizatdinova ¹²⁹, E. Rizvi ⁹³, C. Rizzi ³⁶, R.T. Roberts ¹⁰¹, S.H. Robertson ^{104,ad}, M. Robin ⁴⁶, D. Robinson ³², C.M. Robles Gajardo ^{146d}, M. Robles Manzano ¹⁰⁰, A. Robson ⁵⁷, A. Rocchi ^{74a,74b}, E. Rocco ¹⁰⁰, C. Roda ^{72a,72b}, S. Rodriguez Bosca ¹⁷³, D. Rodriguez Rodriguez ¹⁷³, A.M. Rodríguez Vera ^{167b}, S. Roe ³⁶, O. Röhne ¹³³, R. Röhrig ¹¹⁵, R.A. Rojas ^{146d}, B. Roland ⁵², C.P.A. Roland ⁶⁶, J. Roloff ²⁹, A. Romaniouk ¹¹², M. Romano ^{23b,23a}, N. Rompotis ⁹¹, M. Ronzani ¹²⁵, L. Roos ¹³⁵, S. Rosati ^{73a}, G. Rosin ¹⁰³, B.J. Rosser ¹³⁶, E. Rossi ⁴⁶, E. Rossi ^{75a,75b}, E. Rossi ^{70a,70b}, L.P. Rossi ^{55b}, L. Rossini ^{69a,69b}, R. Rosten ¹⁴, M. Rotaru ^{27b}, B. Rottler ⁵², D. Rousseau ⁶⁵, G. Rovelli ^{71a,71b}, A. Roy ¹¹, D. Roy ^{33e}, A. Rozanov ¹⁰², Y. Rozen ¹⁵⁹, X. Ruan ^{33e}, F. Rühr ⁵², A. Ruiz-Martínez ¹⁷³, A. Rummler ³⁶, Z. Rurikova ⁵², N.A. Rusakovich ⁸⁰, H.L. Russell ¹⁰⁴, L. Rustige ^{38,47}, J.P. Rutherford ⁷, E.M. Rüttinger ¹⁴⁸, M. Rybar ³⁹, G. Rybkin ⁶⁵, E.B. Rye ¹³³, A. Ryzhov ¹²³, J.A. Sabater Iglesias ⁴⁶, P. Sabatini ⁵³, S. Sacerdoti ⁶⁵, H.F-W. Sadrozinski ¹⁴⁵, R. Sadykov ⁸⁰, F. Safai Tehrani ^{73a}, B. Safarzadeh Samani ¹⁵⁵, M. Safdari ¹⁵², P. Saha ¹²¹, S. Saha ¹⁰⁴, M. Sahinsoy ^{61a}, A. Sahu ¹⁸¹, M. Saimpert ³⁶, M. Saito ¹⁶², T. Saito ¹⁶², H. Sakamoto ¹⁶², D. Salamani ⁵⁴, G. Salamanna ^{75a,75b}, J.E. Salazar Loyola ^{146d}, A. Salnikov ¹⁵², J. Salt ¹⁷³, A. Salvador Salas ¹⁴, D. Salvatore ^{41b,41a}, F. Salvatore ¹⁵⁵, A. Salvucci ^{63a,63b,63c}, A. Salzburger ³⁶, J. Samarati ³⁶, D. Sammel ⁵², D. Sampsonidis ¹⁶¹, D. Sampsonidou ¹⁶¹, J. Sánchez ¹⁷³, A. Sanchez Pineda ^{67a,36,67c}, H. Sandaker ¹³³, C.O. Sander ⁴⁶, I.G. Sanderswood ⁹⁰, M. Sandhoff ¹⁸¹, C. Sandoval ^{22a}, D.P.C. Sankey ¹⁴³, M. Sannino ^{55b,55a}, Y. Sano ¹¹⁷, A. Sansoni ⁵¹, C. Santoni ³⁸, H. Santos ^{139a,139b}, S.N. Santpur ¹⁸, A. Santra ¹⁷³, A. Saponov ⁸⁰, J.G. Saraiva ^{139a,139d}, O. Sasaki ⁸², K. Sato ¹⁶⁸, F. Sauerburger ⁵², E. Sauvan ⁵, P. Savard ^{166,an}, R. Sawada ¹⁶², C. Sawyer ¹⁴³, L. Sawyer ^{96,ah}, I. Sayago Galvan ¹⁷³, C. Sbarra ^{23b}, A. Sbrizzi ^{23a}, T. Scanlon ⁹⁵, J. Schaarschmidt ¹⁴⁷, P. Schacht ¹¹⁵, B.M. Schachtner ¹¹⁴, D. Schaefer ³⁷, L. Schaefer ¹³⁶, J. Schaeffer ¹⁰⁰, S. Schaepe ³⁶, U. Schäfer ¹⁰⁰, A.C. Schaffer ⁶⁵, D. Schaile ¹¹⁴, R.D. Schamberger ¹⁵⁴, E. Schanet ¹¹⁴, N. Scharmberg ¹⁰¹, V.A. Schegelsky ¹³⁷, D. Scheirich ¹⁴², F. Schenck ¹⁹, M. Schernau ¹⁷⁰, C. Schiavi ^{55b,55a}, L.K. Schildgen ²⁴, Z.M. Schillaci ²⁶, E.J. Schioppa ^{68a,68b}, M. Schioppa ^{41b,41a}, K.E. Schleicher ⁵², S. Schlenker ³⁶, K.R. Schmidt-Sommerfeld ¹¹⁵, K. Schmieden ³⁶, C. Schmitt ¹⁰⁰, S. Schmitt ⁴⁶, J.C. Schmoeckel ⁴⁶, L. Schoeffel ¹⁴⁴, A. Schoening ^{61b},

P.G. Scholer ⁵², E. Schopf ¹³⁴, M. Schott ¹⁰⁰, J.F.P. Schouwenberg ¹¹⁹, J. Schovancova ³⁶,
 S. Schramm ⁵⁴, F. Schroeder ¹⁸¹, A. Schulte ¹⁰⁰, H-C. Schultz-Coulon ^{61a}, M. Schumacher ⁵²,
 B.A. Schumm ¹⁴⁵, Ph. Schune ¹⁴⁴, A. Schwartzman ¹⁵², T.A. Schwarz ¹⁰⁶, Ph. Schwemling ¹⁴⁴,
 R. Schwienhorst ¹⁰⁷, A. Sciandra ¹⁴⁵, G. Sciolla ²⁶, M. Scodreggio ⁴⁶, M. Scornajenghi ^{41b,41a},
 F. Scuri ^{72a}, F. Scutti ¹⁰⁵, L.M. Scyboz ¹¹⁵, C.D. Sebastiani ^{73a,73b}, P. Seema ¹⁹, S.C. Seidel
¹¹⁸, A. Seiden ¹⁴⁵, B.D. Seidlitz ²⁹, T. Seiss ³⁷, C. Seitz ⁴⁶, J.M. Seixas ^{81b}, G. Sekhniaidze
^{70a}, S.J. Sekula ⁴², N. Semprini-Cesari ^{23b,23a}, S. Sen ⁴⁹, C. Serfon ²⁹, L. Serin ⁶⁵, L. Serkin
^{67a,67b}, M. Sessa ^{60a}, H. Severini ¹²⁸, S. Sevova ¹⁵², F. Sforza ^{55b,55a}, A. Sfyrla ⁵⁴,
 E. Shabalina ⁵³, J.D. Shahinian ¹⁴⁵, N.W. Shaikh ^{45a,45b}, D. Shaked Renous ¹⁷⁹, L.Y. Shan ^{15a},
 M. Shapiro ¹⁸, A. Sharma ¹³⁴, A.S. Sharma ¹, P.B. Shatalov ¹²⁴, K. Shaw ¹⁵⁵, S.M. Shaw ¹⁰¹,
 M. Shehade ¹⁷⁹, Y. Shen ¹²⁸, A.D. Sherman ²⁵, P. Sherwood ⁹⁵, L. Shi ¹⁵⁷, S. Shimizu ⁸²,
 C.O. Shimmin ¹⁸², Y. Shimogama ¹⁷⁸, M. Shimojima ¹¹⁶, I.P.J. Shipsey ¹³⁴, S. Shirabe ¹⁶⁴,
 M. Shiyakova ^{80,ab}, J. Shlomi ¹⁷⁹, A. Shmeleva ¹¹¹, M.J. Shochet ³⁷, J. Shojaii ¹⁰⁵,
 D.R. Shope ¹²⁸, S. Shrestha ¹²⁷, E.M. Shrif ^{33e}, E. Shulga ¹⁷⁹, P. Sicho ¹⁴⁰, A.M. Sickles ¹⁷²,
 E. Sideras Haddad ^{33e}, O. Sidiropoulou ³⁶, A. Sidoti ^{23b,23a}, F. Siegert ⁴⁸, Dj. Sijacki ¹⁶,
 M.Jr. Silva ¹⁸⁰, M.V. Silva Oliveira ^{81a}, S.B. Silverstein ^{45a}, S. Simion ⁶⁵, R. Simoniello ¹⁰⁰,
 C.J. Simpson-allsoy ²¹, S. Simsek ^{12b}, P. Sinervo ¹⁶⁶, V. Sinetckii ¹¹³, S. Singh ¹⁵¹, M. Sioli
^{23b,23a}, I. Siral ¹³¹, S.Yu. Sivoklov ¹¹³, J. Sjölin ^{45a,45b}, A. Skaf ⁵³, E. Skorda ⁹⁷, P. Skubic
¹²⁸, M. Slawinska ⁸⁵, K. Sliwa ¹⁶⁹, R. Slovak ¹⁴², V. Smakhtin ¹⁷⁹, B.H. Smart ¹⁴³, J. Smiesko
^{28b}, N. Smirnov ¹¹², S.Yu. Smirnov ¹¹², Y. Smirnov ¹¹², L.N. Smirnova ^{113,t}, O. Smirnova ⁹⁷,
 J.W. Smith ⁵³, M. Smizanska ⁹⁰, K. Smolek ¹⁴¹, A. Smykiewicz ⁸⁵, A.A. Snesarev ¹¹¹,
 H.L. Snoek ¹²⁰, I.M. Snyder ¹³¹, S. Snyder ²⁹, R. Sobie ^{175,ad}, A. Soffer ¹⁶⁰, A. Søggaard ⁵⁰,
 F. Sohns ⁵³, C.A. Solans Sanchez ³⁶, E.Yu. Soldatov ¹¹², U. Soldevila ¹⁷³, A.A. Solodkov ¹²³,
 A. Soloshenko ⁸⁰, O.V. Solovyanov ¹²³, V. Solovyev ¹³⁷, P. Sommer ¹⁴⁸, H. Son ¹⁶⁹, W. Song
¹⁴³, W.Y. Song ^{167b}, A. Sopczak ¹⁴¹, A.L. Soppio ⁹⁵, F. Sopkova ^{28b}, C.L. Sotiropoulou ^{72a,72b},
 S. Sottocornola ^{71a,71b}, R. Soualah ^{67a,67c,g}, A.M. Soukharev ^{122b,122a}, D. South ⁴⁶, S. Spagnolo
^{68a,68b}, M. Spalla ¹¹⁵, M. Spangenberg ¹⁷⁷, F. Spanò ⁹⁴, D. Sperlich ⁵², T.M. Spieker ^{61a},
 G. Spigo ³⁶, M. Spina ¹⁵⁵, D.P. Spiteri ⁵⁷, M. Spousta ¹⁴², A. Stabile ^{69a,69b}, B.L. Stamas ¹²¹,
 R. Stamen ^{61a}, M. Stamenkovic ¹²⁰, E. Stanecka ⁸⁵, B. Stanislaus ¹³⁴, M.M. Stanitzki ⁴⁶,
 M. Stankaityte ¹³⁴, B. Stapf ¹²⁰, E.A. Starchenko ¹²³, G.H. Stark ¹⁴⁵, J. Stark ⁵⁸, P. Staroba
¹⁴⁰, P. Starovoitov ^{61a}, S. Stärz ¹⁰⁴, R. Staszewski ⁸⁵, G. Stavropoulos ⁴⁴, M. Stegler ⁴⁶,
 P. Steinberg ²⁹, A.L. Steinhebel ¹³¹, B. Stelzer ¹⁵¹, H.J. Stelzer ¹³⁸, O. Stelzer-Chilton ^{167a},
 H. Stenzel ⁵⁶, T.J. Stevenson ¹⁵⁵, G.A. Stewart ³⁶, M.C. Stockton ³⁶, G. Stoicea ^{27b},
 M. Stolarski ^{139a}, S. Stonjek ¹¹⁵, A. Straessner ⁴⁸, J. Strandberg ¹⁵³, S. Strandberg ^{45a,45b},
 M. Strauss ¹²⁸, T. Strebler ¹⁰², P. Strizenec ^{28b}, R. Ströhmer ¹⁷⁶, D.M. Strom ¹³¹,
 R. Stroynowski ⁴², A. Strubig ⁵⁰, S.A. Stucci ²⁹, B. Stugu ¹⁷, J. Stupak ¹²⁸, N.A. Styles ⁴⁶,
 D. Su ¹⁵², W. Su ^{60c,147}, S. Suchek ^{61a}, V.V. Sulin ¹¹¹, M.J. Sullivan ⁹¹, D.M.S. Sultan ⁵⁴,
 S. Sultansoy ^{4c}, T. Sumida ⁸⁶, S. Sun ¹⁰⁶, X. Sun ¹⁰¹, K. Suruliz ¹⁵⁵, C.J.E. Suster ¹⁵⁶,
 M.R. Sutton ¹⁵⁵, S. Suzuki ⁸², M. Svatos ¹⁴⁰, M. Swiatlowski ^{167a}, S.P. Swift ², T. Swirski ¹⁷⁶,
 A. Sydorenko ¹⁰⁰, I. Sykora ^{28a}, M. Sykora ¹⁴², T. Sykora ¹⁴², D. Ta ¹⁰⁰, K. Tackmann ^{46,z},
 J. Taenzer ¹⁶⁰, A. Taffard ¹⁷⁰, R. Tafirout ^{167a}, R. Takashima ⁸⁷, K. Takeda ⁸³, T. Takeshita
¹⁴⁹, E.P. Takeva ⁵⁰, Y. Takubo ⁸², M. Talby ¹⁰², A.A. Talyshev ^{122b,122a}, K.C. Tam ^{63b},
 N.M. Tamir ¹⁶⁰, J. Tanaka ¹⁶², R. Tanaka ⁶⁵, S. Tapia Araya ¹⁷², S. Tapprogge ¹⁰⁰,
 A. Tarek Abouelfadl Mohamed ¹⁰⁷, S. Tarem ¹⁵⁹, K. Tariq ^{60b}, G. Tarna ^{27b,d}, G.F. Tartarelli
^{69a}, P. Tas ¹⁴², M. Tasevsky ¹⁴⁰, T. Tashiro ⁸⁶, E. Tassi ^{41b,41a}, A. Tavares Delgado ^{139a},
 Y. Tayalati ^{35e}, A.J. Taylor ⁵⁰, G.N. Taylor ¹⁰⁵, W. Taylor ^{167b}, H. Teagle ⁹¹, A.S. Tee ⁹⁰,
 R. Teixeira De Lima ¹⁵², P. Teixeira-Dias ⁹⁴, H. Ten Kate ³⁶, J.J. Teoh ¹²⁰, S. Terada ⁸²,
 K. Terashi ¹⁶², J. Terron ⁹⁹, S. Terzo ¹⁴, M. Testa ⁵¹, R.J. Teuscher ^{166,ad}, S.J. Thais ¹⁸²,

N. Themistokleous ⁵⁰, T. Theveneaux-Pelzer ⁴⁶, F. Thiele ⁴⁰, D.W. Thomas ⁹⁴, J.O. Thomas ⁴², J.P. Thomas ²¹, E.A. Thompson ⁴⁶, P.D. Thompson ²¹, E. Thomson ¹³⁶, E.J. Thorpe ⁹³, R.E. Ticse Torres ⁵³, V.O. Tikhomirov ^{111,aj}, Yu.A. Tikhonov ^{122b,122a}, S. Timoshenko ¹¹², P. Tipton ¹⁸², S. Tisserant ¹⁰², K. Todome ^{23b,23a}, S. Todorova-Nova ¹⁴², S. Todt ⁴⁸, J. Tojo ⁸⁸, S. Tokár ^{28a}, K. Tokushuku ⁸², E. Tolley ¹²⁷, R. Tombs ³², K.G. Tomiwa ^{33e}, M. Tomoto ¹¹⁷, L. Tompkins ¹⁵², P. Tornambe ¹⁰³, E. Torrence ¹³¹, H. Torres ⁴⁸, E. Torró Pastor ¹⁴⁷, C. Tosciri ¹³⁴, J. Toth ^{102,ac}, D.R. Tovey ¹⁴⁸, A. Traeet ¹⁷, C.J. Treado ¹²⁵, T. Trefzger ¹⁷⁶, F. Tresoldi ¹⁵⁵, A. Tricoli ²⁹, I.M. Trigger ^{167a}, S. Trincaz-Duvoid ¹³⁵, D.A. Trischuk ¹⁷⁴, W. Trischuk ¹⁶⁶, B. Trocmé ⁵⁸, A. Trofymov ⁶⁵, C. Troncon ^{69a}, F. Trovato ¹⁵⁵, L. Truong ^{33c}, M. Trzebinski ⁸⁵, A. Trzupek ⁸⁵, F. Tsai ⁴⁶, J.C.-L. Tseng ¹³⁴, P.V. Tsiareshka ^{108,ag}, A. Tsigotis ^{161,w}, V. Tsiskaridze ¹⁵⁴, E.G. Tskhadadze ^{158a}, M. Tsopoulou ¹⁶¹, I.I. Tsukerman ¹²⁴, V. Tsulaia ¹⁸, S. Tsuno ⁸², D. Tsybychev ¹⁵⁴, Y. Tu ^{63b}, A. Tudorache ^{27b}, V. Tudorache ^{27b}, T.T. Tulbure ^{27a}, A.N. Tuna ⁵⁹, S. Turchikhin ⁸⁰, D. Turgeman ¹⁷⁹, I. Turk Cakir ^{4b,u}, R.J. Turner ²¹, R. Turra ^{69a}, P.M. Tuts ³⁹, S. Tzamarias ¹⁶¹, E. Tzovara ¹⁰⁰, G. Uccielli ⁴⁷, K. Uchida ¹⁶², F. Ukegawa ¹⁶⁸, G. Unal ³⁶, A. Undrus ²⁹, G. Unel ¹⁷⁰, F.C. Ungaro ¹⁰⁵, Y. Unno ⁸², K. Uno ¹⁶², J. Urban ^{28b}, P. Urquijo ¹⁰⁵, G. Usai ⁸, Z. Uysal ^{12d}, V. Vacek ¹⁴¹, B. Vachon ¹⁰⁴, K.O.H. Vadla ¹³³, A. Vaidya ⁹⁵, C. Valderanis ¹¹⁴, E. Valdes Santurio ^{45a,45b}, M. Valente ⁵⁴, S. Valentinetti ^{23b,23a}, A. Valero ¹⁷³, L. Valéry ⁴⁶, R.A. Vallance ²¹, A. Vallier ³⁶, J.A. Valls Ferrer ¹⁷³, T.R. Van Daalen ¹⁴, P. Van Gemmeren ⁶, I. Van Vulpen ¹²⁰, M. Vanadia ^{74a,74b}, W. Vandelli ³⁶, M. Vandenbroucke ¹⁴⁴, E.R. Vandewall ¹²⁹, A. Vaniachine ¹⁶⁵, D. Vannicola ^{73a,73b}, R. Vari ^{73a}, E.W. Varnes ⁷, C. Varni ^{55b,55a}, T. Varol ¹⁵⁷, D. Varouchas ⁶⁵, K.E. Varvell ¹⁵⁶, M.E. Vasile ^{27b}, G.A. Vasquez ¹⁷⁵, F. Vazeille ³⁸, D. Vazquez Furelos ¹⁴, T. Vazquez Schroeder ³⁶, J. Veatch ⁵³, V. Vecchio ¹⁰¹, M.J. Veen ¹²⁰, L.M. Veloce ¹⁶⁶, F. Veloso ^{139a,139c}, S. Veneziano ^{73a}, A. Ventura ^{68a,68b}, N. Venturi ³⁶, A. Verbytskyi ¹¹⁵, V. Vercesi ^{71a}, M. Verducci ^{72a,72b}, C.M. Vergel Infante ⁷⁹, C. Vergis ²⁴, W. Verkerke ¹²⁰, A.T. Vermeulen ¹²⁰, J.C. Vermeulen ¹²⁰, C. Vernieri ¹⁵², M.C. Vetterli ^{151,an}, N. Viaux Maira ^{146d}, T. Vickey ¹⁴⁸, O.E. Vickey Boeriu ¹⁴⁸, G.H.A. Viehhauser ¹³⁴, L. Vigani ^{61b}, M. Villa ^{23b,23a}, M. Villaplana Perez ³, E.M. Villhauer ⁵⁰, E. Vilucchi ⁵¹, M.G. Vincter ³⁴, G.S. Virdee ²¹, A. Vishwakarma ⁵⁰, C. Vittori ^{23b,23a}, I. Vivarelli ¹⁵⁵, M. Vogel ¹⁸¹, P. Vokac ¹⁴¹, S.E. von Buddenbrock ^{33e}, E. Von Toerne ²⁴, V. Vorobel ¹⁴², K. Vorobev ¹¹², M. Vos ¹⁷³, J.H. Vosseveld ⁹¹, M. Vozak ¹⁰¹, N. Vranjes ¹⁶, M. Vranjes Milosavljevic ¹⁶, V. Vrba ¹⁴¹, M. Vreeswijk ¹²⁰, R. Vuillermet ³⁶, I. Vukotic ³⁷, S. Wada ¹⁶⁸, P. Wagner ²⁴, W. Wagner ¹⁸¹, J. Wagner-Kuhr ¹¹⁴, S. Wahdan ¹⁸¹, H. Wahlberg ⁸⁹, R. Wakasa ¹⁶⁸, V.M. Walbrecht ¹¹⁵, J. Walder ⁹⁰, R. Walker ¹¹⁴, S.D. Walker ⁹⁴, W. Walkowiak ¹⁵⁰, V. Wallangen ^{45a,45b}, A.M. Wang ⁵⁹, A.Z. Wang ¹⁸⁰, C. Wang ^{60c}, F. Wang ¹⁸⁰, H. Wang ¹⁸, H. Wang ³, J. Wang ^{63a}, J. Wang ^{61b}, P. Wang ⁴², Q. Wang ¹²⁸, R.-J. Wang ¹⁰⁰, R. Wang ^{60a}, R. Wang ⁶, S.M. Wang ¹⁵⁷, W.T. Wang ^{60a}, W. Wang ^{15c}, W.X. Wang ^{60a}, Y. Wang ^{60a}, Z. Wang ^{60c}, C. Wanotayaroj ⁴⁶, A. Warburton ¹⁰⁴, C.P. Ward ³², D.R. Wardrope ⁹⁵, N. Warrack ⁵⁷, A. Washbrook ⁵⁰, A.T. Watson ²¹, M.F. Watson ²¹, G. Watts ¹⁴⁷, B.M. Waugh ⁹⁵, A.F. Webb ¹¹, C. Weber ²⁹, M.S. Weber ²⁰, S.A. Weber ³⁴, S.M. Weber ^{61a}, A.R. Weidberg ¹³⁴, J. Weingarten ⁴⁷, M. Weirich ¹⁰⁰, C. Weiser ⁵², P.S. Wells ³⁶, T. Wenaus ²⁹, T. Wengler ³⁶, S. Wenig ³⁶, N. Wermes ²⁴, M.D. Werner ⁷⁹, M. Wessels ^{61a}, T.D. Weston ²⁰, K. Whalen ¹³¹, N.L. Whallon ¹⁴⁷, A.M. Wharton ⁹⁰, A.S. White ¹⁰⁶, A. White ⁸, M.J. White ¹, D. Whiteson ¹⁷⁰, B.W. Whitmore ⁹⁰, W. Wiedenmann ¹⁸⁰, C. Wiel ⁴⁸, M. Wielers ¹⁴³, N. Wieseotte ¹⁰⁰, C. Wiglesworth ⁴⁰, L.A.M. Wiik-Fuchs ⁵², H.G. Wilkens ³⁶, L.J. Wilkins ⁹⁴, H.H. Williams ¹³⁶, S. Williams ³², C. Willis ¹⁰⁷, S. Willocq ¹⁰³, P.J. Windischhofer ¹³⁴, I. Wingerter-Seez ⁵, E. Winkels ¹⁵⁵, F. Winklmeier ¹³¹, B.T. Winter ⁵², M. Wittgen ¹⁵², M. Wobisch ⁹⁶, A. Wolf ¹⁰⁰, T.M.H. Wolf ¹²⁰, R. Wölker ¹³⁴, J. Wollrath ⁵²,

M.W. Wolter⁸⁵, H. Wolters^{139a,139c}, V.W.S. Wong¹⁷⁴, N.L. Woods¹⁴⁵, S.D. Worm⁴⁶, B.K. Wosiek⁸⁵, K.W. Woźniak⁸⁵, K. Wraight⁵⁷, S.L. Wu¹⁸⁰, X. Wu⁵⁴, Y. Wu^{60a}, J. Wuerzinger¹³⁴, T.R. Wyatt¹⁰¹, B.M. Wynne⁵⁰, S. Xella⁴⁰, Z. Xi¹⁰⁶, L. Xia¹⁷⁷, J. Xiang^{63c}, X. Xiao¹⁰⁶, X. Xie^{60a}, I. Xiotidis¹⁵⁵, D. Xu^{15a}, H. Xu^{60a}, H. Xu^{60a}, L. Xu²⁹, T. Xu¹⁴⁴, W. Xu¹⁰⁶, Z. Xu^{60b}, Z. Xu¹⁵², B. Yabsley¹⁵⁶, S. Yacoob^{33a}, K. Yajima¹³², D.P. Yallup⁹⁵, N. Yamaguchi⁸⁸, Y. Yamaguchi¹⁶⁴, A. Yamamoto⁸², M. Yamatani¹⁶², T. Yamazaki¹⁶², Y. Yamazaki⁸³, J. Yan^{60c}, Z. Yan²⁵, H.J. Yang^{60c,60d}, H.T. Yang¹⁸, S. Yang^{60a}, T. Yang^{63c}, X. Yang^{60b,58}, Y. Yang¹⁶², Z. Yang^{60a}, W-M. Yao¹⁸, Y.C. Yap⁴⁶, Y. Yasu⁸², E. Yatsenko^{60c,60d}, H. Ye^{15c}, J. Ye⁴², S. Ye²⁹, I. Yeletsikh⁸⁰, M.R. Yexley⁹⁰, E. Yigitbasi²⁵, P. Yin³⁹, K. Yorita¹⁷⁸, K. Yoshihara⁷⁹, C.J.S. Young³⁶, C. Young¹⁵², J. Yu⁷⁹, R. Yuan^{60b,i}, X. Yue^{61a}, M. Zaazoua^{35e}, B. Zabinski⁸⁵, G. Zacharis¹⁰, E. Zaffaroni⁵⁴, J. Zahreddine¹³⁵, A.M. Zaitsev^{123,ai}, T. Zakareishvili^{158b}, N. Zakharchuk³⁴, S. Zambito⁵⁹, D. Zanzi³⁶, D.R. Zariповas⁵⁷, S.V. Zeiβner⁴⁷, C. Zeitnitz¹⁸¹, G. Zemaityte¹³⁴, J.C. Zeng¹⁷², O. Zenin¹²³, T. Ženiš^{28a}, D. Zerwas⁶⁵, M. Zgubič¹³⁴, B. Zhang^{15c}, D.F. Zhang^{15b}, G. Zhang^{15b}, J. Zhang⁶, Kaili. Zhang^{15a}, L. Zhang^{15c}, L. Zhang^{60a}, M. Zhang¹⁷², R. Zhang¹⁸⁰, S. Zhang¹⁰⁶, X. Zhang^{60c}, X. Zhang^{60b}, Y. Zhang^{15a,15d}, Z. Zhang^{63a}, Z. Zhang⁶⁵, P. Zhao⁴⁹, Z. Zhao^{60a}, A. Zhemchugov⁸⁰, Z. Zheng¹⁰⁶, D. Zhong¹⁷², B. Zhou¹⁰⁶, C. Zhou¹⁸⁰, H. Zhou⁷, M.S. Zhou^{15a,15d}, M. Zhou¹⁵⁴, N. Zhou^{60c}, Y. Zhou⁷, C.G. Zhu^{60b}, C. Zhu^{15a,15d}, H.L. Zhu^{60a}, H. Zhu^{15a}, J. Zhu¹⁰⁶, Y. Zhu^{60a}, X. Zhuang^{15a}, K. Zhukov¹¹¹, V. Zhulanov^{122b,122a}, D. Zieminska⁶⁶, N.I. Zimine⁸⁰, S. Zimmermann⁵², Z. Zinonos¹¹⁵, M. Ziolkowski¹⁵⁰, L. Živković¹⁶, G. Zobernig¹⁸⁰, A. Zoccoli^{23b,23a}, K. Zoch⁵³, T.G. Zorbas¹⁴⁸, R. Zou³⁷ and L. Zwalinski³⁶

¹ Department of Physics, University of Adelaide, Adelaide; Australia

² Physics Department, SUNY Albany, Albany NY; United States of America

³ Department of Physics, University of Alberta, Edmonton AB; Canada

⁴ ^(a) Department of Physics, Ankara University, Ankara; ^(b) Istanbul Aydin University, Application and Research Center for Advanced Studies, Istanbul; ^(c) Division of Physics, TOBB University of Economics and Technology, Ankara; Turkey

⁵ LAPP, Université Grenoble Alpes, Université Savoie Mont Blanc, CNRS/IN2P3, Annecy; France

⁶ High Energy Physics Division, Argonne National Laboratory, Argonne IL; United States of America

⁷ Department of Physics, University of Arizona, Tucson AZ; United States of America

⁸ Department of Physics, University of Texas at Arlington, Arlington TX; United States of America

⁹ Physics Department, National and Kapodistrian University of Athens, Athens; Greece

¹⁰ Physics Department, National Technical University of Athens, Zografou; Greece

¹¹ Department of Physics, University of Texas at Austin, Austin TX; United States of America

¹² ^(a) Bahcesehir University, Faculty of Engineering and Natural Sciences, Istanbul; ^(b) Istanbul Bilgi University, Faculty of Engineering and Natural Sciences, Istanbul; ^(c) Department of Physics, Bogazici University, Istanbul; ^(d) Department of Physics Engineering, Gaziantep University, Gaziantep; Turkey

¹³ Institute of Physics, Azerbaijan Academy of Sciences, Baku; Azerbaijan

¹⁴ Institut de Física d'Altes Energies (IFAE), Barcelona Institute of Science and Technology, Barcelona; Spain

¹⁵ ^(a) Institute of High Energy Physics, Chinese Academy of Sciences, Beijing; ^(b) Physics Department, Tsinghua University, Beijing; ^(c) Department of Physics, Nanjing University, Nanjing; ^(d) University of Chinese Academy of Science (UCAS), Beijing; China

¹⁶ Institute of Physics, University of Belgrade, Belgrade; Serbia

¹⁷ Department for Physics and Technology, University of Bergen, Bergen; Norway

¹⁸ Physics Division, Lawrence Berkeley National Laboratory and University of California, Berkeley CA; United States of America

- ¹⁹ *Institut für Physik, Humboldt Universität zu Berlin, Berlin; Germany*
- ²⁰ *Albert Einstein Center for Fundamental Physics and Laboratory for High Energy Physics, University of Bern, Bern; Switzerland*
- ²¹ *School of Physics and Astronomy, University of Birmingham, Birmingham; United Kingdom*
- ²² ^(a) *Facultad de Ciencias y Centro de Investigaciones, Universidad Antonio Nariño, Bogotá;* ^(b) *Departamento de Física, Universidad Nacional de Colombia, Bogotá, Colombia; Colombia*
- ²³ ^(a) *INFN Bologna and Università di Bologna, Dipartimento di Fisica;* ^(b) *INFN Sezione di Bologna; Italy*
- ²⁴ *Physikalisches Institut, Universität Bonn, Bonn; Germany*
- ²⁵ *Department of Physics, Boston University, Boston MA; United States of America*
- ²⁶ *Department of Physics, Brandeis University, Waltham MA; United States of America*
- ²⁷ ^(a) *Transilvania University of Brasov, Brasov;* ^(b) *Horia Hulubei National Institute of Physics and Nuclear Engineering, Bucharest;* ^(c) *Department of Physics, Alexandru Ioan Cuza University of Iasi, Iasi;* ^(d) *National Institute for Research and Development of Isotopic and Molecular Technologies, Physics Department, Cluj-Napoca;* ^(e) *University Politehnica Bucharest, Bucharest;* ^(f) *West University in Timisoara, Timisoara; Romania*
- ²⁸ ^(a) *Faculty of Mathematics, Physics and Informatics, Comenius University, Bratislava;* ^(b) *Department of Subnuclear Physics, Institute of Experimental Physics of the Slovak Academy of Sciences, Kosice; Slovak Republic*
- ²⁹ *Physics Department, Brookhaven National Laboratory, Upton NY; United States of America*
- ³⁰ *Departamento de Física, Universidad de Buenos Aires, Buenos Aires; Argentina*
- ³¹ *California State University, CA; United States of America*
- ³² *Cavendish Laboratory, University of Cambridge, Cambridge; United Kingdom*
- ³³ ^(a) *Department of Physics, University of Cape Town, Cape Town;* ^(b) *iThemba Labs, Western Cape;* ^(c) *Department of Mechanical Engineering Science, University of Johannesburg, Johannesburg;* ^(d) *University of South Africa, Department of Physics, Pretoria;* ^(e) *School of Physics, University of the Witwatersrand, Johannesburg; South Africa*
- ³⁴ *Department of Physics, Carleton University, Ottawa ON; Canada*
- ³⁵ ^(a) *Faculté des Sciences Ain Chock, Réseau Universitaire de Physique des Hautes Energies — Université Hassan II, Casablanca;* ^(b) *Faculté des Sciences, Université Ibn-Tofail, Kénitra;* ^(c) *Faculté des Sciences Semlalia, Université Cadi Ayyad, LPHEA-Marrakech;* ^(d) *Faculté des Sciences, Université Mohamed Premier and LPTPM, Oujda;* ^(e) *Faculté des sciences, Université Mohammed V, Rabat; Morocco*
- ³⁶ *CERN, Geneva; Switzerland*
- ³⁷ *Enrico Fermi Institute, University of Chicago, Chicago IL; United States of America*
- ³⁸ *LPC, Université Clermont Auvergne, CNRS/IN2P3, Clermont-Ferrand; France*
- ³⁹ *Nevis Laboratory, Columbia University, Irvington NY; United States of America*
- ⁴⁰ *Niels Bohr Institute, University of Copenhagen, Copenhagen; Denmark*
- ⁴¹ ^(a) *Dipartimento di Fisica, Università della Calabria, Rende;* ^(b) *INFN Gruppo Collegato di Cosenza, Laboratori Nazionali di Frascati; Italy*
- ⁴² *Physics Department, Southern Methodist University, Dallas TX; United States of America*
- ⁴³ *Physics Department, University of Texas at Dallas, Richardson TX; United States of America*
- ⁴⁴ *National Centre for Scientific Research “Demokritos”, Agia Paraskevi; Greece*
- ⁴⁵ ^(a) *Department of Physics, Stockholm University;* ^(b) *Oskar Klein Centre, Stockholm; Sweden*
- ⁴⁶ *Deutsches Elektronen-Synchrotron DESY, Hamburg and Zeuthen; Germany*
- ⁴⁷ *Lehrstuhl für Experimentelle Physik IV, Technische Universität Dortmund, Dortmund; Germany*
- ⁴⁸ *Institut für Kern- und Teilchenphysik, Technische Universität Dresden, Dresden; Germany*
- ⁴⁹ *Department of Physics, Duke University, Durham NC; United States of America*
- ⁵⁰ *SUPA — School of Physics and Astronomy, University of Edinburgh, Edinburgh; United Kingdom*
- ⁵¹ *INFN e Laboratori Nazionali di Frascati, Frascati; Italy*
- ⁵² *Physikalisches Institut, Albert-Ludwigs-Universität Freiburg, Freiburg; Germany*
- ⁵³ *II. Physikalisches Institut, Georg-August-Universität Göttingen, Göttingen; Germany*

- 54 *Département de Physique Nucléaire et Corpusculaire, Université de Genève, Genève; Switzerland*
- 55 ^(a) *Dipartimento di Fisica, Università di Genova, Genova;* ^(b) *INFN Sezione di Genova; Italy*
- 56 *II. Physikalisches Institut, Justus-Liebig-Universität Giessen, Giessen; Germany*
- 57 *SUPA — School of Physics and Astronomy, University of Glasgow, Glasgow; United Kingdom*
- 58 *LPSC, Université Grenoble Alpes, CNRS/IN2P3, Grenoble INP, Grenoble; France*
- 59 *Laboratory for Particle Physics and Cosmology, Harvard University, Cambridge MA; United States of America*
- 60 ^(a) *Department of Modern Physics and State Key Laboratory of Particle Detection and Electronics, University of Science and Technology of China, Hefei;* ^(b) *Institute of Frontier and Interdisciplinary Science and Key Laboratory of Particle Physics and Particle Irradiation (MOE), Shandong University, Qingdao;* ^(c) *School of Physics and Astronomy, Shanghai Jiao Tong University, KLPPAC-MoE, SKLPPC, Shanghai;* ^(d) *Tsung-Dao Lee Institute, Shanghai; China*
- 61 ^(a) *Kirchhoff-Institut für Physik, Ruprecht-Karls-Universität Heidelberg, Heidelberg;* ^(b) *Physikalisches Institut, Ruprecht-Karls-Universität Heidelberg, Heidelberg; Germany*
- 62 *Faculty of Applied Information Science, Hiroshima Institute of Technology, Hiroshima; Japan*
- 63 ^(a) *Department of Physics, Chinese University of Hong Kong, Shatin, N.T., Hong Kong;* ^(b) *Department of Physics, University of Hong Kong, Hong Kong;* ^(c) *Department of Physics and Institute for Advanced Study, Hong Kong University of Science and Technology, Clear Water Bay, Kowloon, Hong Kong; China*
- 64 *Department of Physics, National Tsing Hua University, Hsinchu; Taiwan*
- 65 *IJCLab, Université Paris-Saclay, CNRS/IN2P3, 91191, Orsay; France*
- 66 *Department of Physics, Indiana University, Bloomington IN; United States of America*
- 67 ^(a) *INFN Gruppo Collegato di Udine, Sezione di Trieste, Udine;* ^(b) *ICTP, Trieste;* ^(c) *Dipartimento Politecnico di Ingegneria e Architettura, Università di Udine, Udine; Italy*
- 68 ^(a) *INFN Sezione di Lecce;* ^(b) *Dipartimento di Matematica e Fisica, Università del Salento, Lecce; Italy*
- 69 ^(a) *INFN Sezione di Milano;* ^(b) *Dipartimento di Fisica, Università di Milano, Milano; Italy*
- 70 ^(a) *INFN Sezione di Napoli;* ^(b) *Dipartimento di Fisica, Università di Napoli, Napoli; Italy*
- 71 ^(a) *INFN Sezione di Pavia;* ^(b) *Dipartimento di Fisica, Università di Pavia, Pavia; Italy*
- 72 ^(a) *INFN Sezione di Pisa;* ^(b) *Dipartimento di Fisica E. Fermi, Università di Pisa, Pisa; Italy*
- 73 ^(a) *INFN Sezione di Roma;* ^(b) *Dipartimento di Fisica, Sapienza Università di Roma, Roma; Italy*
- 74 ^(a) *INFN Sezione di Roma Tor Vergata;* ^(b) *Dipartimento di Fisica, Università di Roma Tor Vergata, Roma; Italy*
- 75 ^(a) *INFN Sezione di Roma Tre;* ^(b) *Dipartimento di Matematica e Fisica, Università Roma Tre, Roma; Italy*
- 76 ^(a) *INFN-TIFPA;* ^(b) *Università degli Studi di Trento, Trento; Italy*
- 77 *Institut für Astro- und Teilchenphysik, Leopold-Franzens-Universität, Innsbruck; Austria*
- 78 *University of Iowa, Iowa City IA; United States of America*
- 79 *Department of Physics and Astronomy, Iowa State University, Ames IA; United States of America*
- 80 *Joint Institute for Nuclear Research, Dubna; Russia*
- 81 ^(a) *Departamento de Engenharia Elétrica, Universidade Federal de Juiz de Fora (UFJF), Juiz de Fora;* ^(b) *Universidade Federal do Rio De Janeiro COPPE/EE/IF, Rio de Janeiro;* ^(c) *Universidade Federal de São João del Rei (UFSJ), São João del Rei;* ^(d) *Instituto de Física, Universidade de São Paulo, São Paulo; Brazil*
- 82 *KEK, High Energy Accelerator Research Organization, Tsukuba; Japan*
- 83 *Graduate School of Science, Kobe University, Kobe; Japan*
- 84 ^(a) *AGH University of Science and Technology, Faculty of Physics and Applied Computer Science, Krakow;* ^(b) *Marian Smoluchowski Institute of Physics, Jagiellonian University, Krakow; Poland*
- 85 *Institute of Nuclear Physics Polish Academy of Sciences, Krakow; Poland*
- 86 *Faculty of Science, Kyoto University, Kyoto; Japan*
- 87 *Kyoto University of Education, Kyoto; Japan*
- 88 *Research Center for Advanced Particle Physics and Department of Physics, Kyushu University,*

- Fukuoka; Japan
- ⁸⁹ *Instituto de Física La Plata, Universidad Nacional de La Plata and CONICET, La Plata; Argentina*
- ⁹⁰ *Physics Department, Lancaster University, Lancaster; United Kingdom*
- ⁹¹ *Oliver Lodge Laboratory, University of Liverpool, Liverpool; United Kingdom*
- ⁹² *Department of Experimental Particle Physics, Jožef Stefan Institute and Department of Physics, University of Ljubljana, Ljubljana; Slovenia*
- ⁹³ *School of Physics and Astronomy, Queen Mary University of London, London; United Kingdom*
- ⁹⁴ *Department of Physics, Royal Holloway University of London, Egham; United Kingdom*
- ⁹⁵ *Department of Physics and Astronomy, University College London, London; United Kingdom*
- ⁹⁶ *Louisiana Tech University, Ruston LA; United States of America*
- ⁹⁷ *Fysiska institutionen, Lunds universitet, Lund; Sweden*
- ⁹⁸ *Centre de Calcul de l'Institut National de Physique Nucléaire et de Physique des Particules (IN2P3), Villeurbanne; France*
- ⁹⁹ *Departamento de Física Teórica C-15 and CIAFF, Universidad Autónoma de Madrid, Madrid; Spain*
- ¹⁰⁰ *Institut für Physik, Universität Mainz, Mainz; Germany*
- ¹⁰¹ *School of Physics and Astronomy, University of Manchester, Manchester; United Kingdom*
- ¹⁰² *CPPM, Aix-Marseille Université, CNRS/IN2P3, Marseille; France*
- ¹⁰³ *Department of Physics, University of Massachusetts, Amherst MA; United States of America*
- ¹⁰⁴ *Department of Physics, McGill University, Montreal QC; Canada*
- ¹⁰⁵ *School of Physics, University of Melbourne, Victoria; Australia*
- ¹⁰⁶ *Department of Physics, University of Michigan, Ann Arbor MI; United States of America*
- ¹⁰⁷ *Department of Physics and Astronomy, Michigan State University, East Lansing MI; United States of America*
- ¹⁰⁸ *B.I. Stepanov Institute of Physics, National Academy of Sciences of Belarus, Minsk; Belarus*
- ¹⁰⁹ *Research Institute for Nuclear Problems of Byelorussian State University, Minsk; Belarus*
- ¹¹⁰ *Group of Particle Physics, University of Montreal, Montreal QC; Canada*
- ¹¹¹ *P.N. Lebedev Physical Institute of the Russian Academy of Sciences, Moscow; Russia*
- ¹¹² *National Research Nuclear University MEPhI, Moscow; Russia*
- ¹¹³ *D.V. Skobel'syn Institute of Nuclear Physics, M.V. Lomonosov Moscow State University, Moscow; Russia*
- ¹¹⁴ *Fakultät für Physik, Ludwig-Maximilians-Universität München, München; Germany*
- ¹¹⁵ *Max-Planck-Institut für Physik (Werner-Heisenberg-Institut), München; Germany*
- ¹¹⁶ *Nagasaki Institute of Applied Science, Nagasaki; Japan*
- ¹¹⁷ *Graduate School of Science and Kobayashi-Maskawa Institute, Nagoya University, Nagoya; Japan*
- ¹¹⁸ *Department of Physics and Astronomy, University of New Mexico, Albuquerque NM; United States of America*
- ¹¹⁹ *Institute for Mathematics, Astrophysics and Particle Physics, Radboud University Nijmegen/Nikhef, Nijmegen; Netherlands*
- ¹²⁰ *Nikhef National Institute for Subatomic Physics and University of Amsterdam, Amsterdam; Netherlands*
- ¹²¹ *Department of Physics, Northern Illinois University, DeKalb IL; United States of America*
- ¹²² ^(a) *Budker Institute of Nuclear Physics and NSU, SB RAS, Novosibirsk;* ^(b) *Novosibirsk State University Novosibirsk; Russia*
- ¹²³ *Institute for High Energy Physics of the National Research Centre Kurchatov Institute, Protvino; Russia*
- ¹²⁴ *Institute for Theoretical and Experimental Physics named by A.I. Alikhanov of National Research Centre "Kurchatov Institute", Moscow; Russia*
- ¹²⁵ *Department of Physics, New York University, New York NY; United States of America*
- ¹²⁶ *Ochanomizu University, Otsuka, Bunkyo-ku, Tokyo; Japan*
- ¹²⁷ *Ohio State University, Columbus OH; United States of America*
- ¹²⁸ *Homer L. Dodge Department of Physics and Astronomy, University of Oklahoma, Norman OK;*

- United States of America
- 129 Department of Physics, Oklahoma State University, Stillwater OK; United States of America
- 130 Palacký University, RCPTM, Joint Laboratory of Optics, Olomouc; Czech Republic
- 131 Institute for Fundamental Science, University of Oregon, Eugene, OR; United States of America
- 132 Graduate School of Science, Osaka University, Osaka; Japan
- 133 Department of Physics, University of Oslo, Oslo; Norway
- 134 Department of Physics, Oxford University, Oxford; United Kingdom
- 135 LPNHE, Sorbonne Université, Université de Paris, CNRS/IN2P3, Paris; France
- 136 Department of Physics, University of Pennsylvania, Philadelphia PA; United States of America
- 137 Konstantinov Nuclear Physics Institute of National Research Centre “Kurchatov Institute”, PNPI, St. Petersburg; Russia
- 138 Department of Physics and Astronomy, University of Pittsburgh, Pittsburgh PA; United States of America
- 139 ^(a) Laboratório de Instrumentação e Física Experimental de Partículas — LIP, Lisboa; ^(b) Departamento de Física, Faculdade de Ciências, Universidade de Lisboa, Lisboa; ^(c) Departamento de Física, Universidade de Coimbra, Coimbra; ^(d) Centro de Física Nuclear da Universidade de Lisboa, Lisboa; ^(e) Departamento de Física, Universidade do Minho, Braga; ^(f) Departamento de Física Teórica y del Cosmos, Universidad de Granada, Granada (Spain); ^(g) Dep Física and CEFITEC of Faculdade de Ciências e Tecnologia, Universidade Nova de Lisboa, Caparica; ^(h) Instituto Superior Técnico, Universidade de Lisboa, Lisboa; Portugal
- 140 Institute of Physics of the Czech Academy of Sciences, Prague; Czech Republic
- 141 Czech Technical University in Prague, Prague; Czech Republic
- 142 Charles University, Faculty of Mathematics and Physics, Prague; Czech Republic
- 143 Particle Physics Department, Rutherford Appleton Laboratory, Didcot; United Kingdom
- 144 IRFU, CEA, Université Paris-Saclay, Gif-sur-Yvette; France
- 145 Santa Cruz Institute for Particle Physics, University of California Santa Cruz, Santa Cruz CA; United States of America
- 146 ^(a) Departamento de Física, Pontificia Universidad Católica de Chile, Santiago; ^(b) Universidad Andres Bello, Department of Physics, Santiago; ^(c) Instituto de Alta Investigación, Universidad de Tarapacá; ^(d) Departamento de Física, Universidad Técnica Federico Santa María, Valparaíso; Chile
- 147 Department of Physics, University of Washington, Seattle WA; United States of America
- 148 Department of Physics and Astronomy, University of Sheffield, Sheffield; United Kingdom
- 149 Department of Physics, Shinshu University, Nagano; Japan
- 150 Department Physik, Universität Siegen, Siegen; Germany
- 151 Department of Physics, Simon Fraser University, Burnaby BC; Canada
- 152 SLAC National Accelerator Laboratory, Stanford CA; United States of America
- 153 Physics Department, Royal Institute of Technology, Stockholm; Sweden
- 154 Departments of Physics and Astronomy, Stony Brook University, Stony Brook NY; United States of America
- 155 Department of Physics and Astronomy, University of Sussex, Brighton; United Kingdom
- 156 School of Physics, University of Sydney, Sydney; Australia
- 157 Institute of Physics, Academia Sinica, Taipei; Taiwan
- 158 ^(a) E. Andronikashvili Institute of Physics, Iv. Javakishvili Tbilisi State University, Tbilisi; ^(b) High Energy Physics Institute, Tbilisi State University, Tbilisi; Georgia
- 159 Department of Physics, Technion, Israel Institute of Technology, Haifa; Israel
- 160 Raymond and Beverly Sackler School of Physics and Astronomy, Tel Aviv University, Tel Aviv; Israel
- 161 Department of Physics, Aristotle University of Thessaloniki, Thessaloniki; Greece
- 162 International Center for Elementary Particle Physics and Department of Physics, University of Tokyo, Tokyo; Japan
- 163 Graduate School of Science and Technology, Tokyo Metropolitan University, Tokyo; Japan
- 164 Department of Physics, Tokyo Institute of Technology, Tokyo; Japan

- 165 *Tomsk State University, Tomsk; Russia*
- 166 *Department of Physics, University of Toronto, Toronto ON; Canada*
- 167 ^(a) *TRIUMF, Vancouver BC;* ^(b) *Department of Physics and Astronomy, York University, Toronto ON; Canada*
- 168 *Division of Physics and Tomonaga Center for the History of the Universe, Faculty of Pure and Applied Sciences, University of Tsukuba, Tsukuba; Japan*
- 169 *Department of Physics and Astronomy, Tufts University, Medford MA; United States of America*
- 170 *Department of Physics and Astronomy, University of California Irvine, Irvine CA; United States of America*
- 171 *Department of Physics and Astronomy, University of Uppsala, Uppsala; Sweden*
- 172 *Department of Physics, University of Illinois, Urbana IL; United States of America*
- 173 *Instituto de Física Corpuscular (IFIC), Centro Mixto Universidad de Valencia — CSIC, Valencia; Spain*
- 174 *Department of Physics, University of British Columbia, Vancouver BC; Canada*
- 175 *Department of Physics and Astronomy, University of Victoria, Victoria BC; Canada*
- 176 *Fakultät für Physik und Astronomie, Julius-Maximilians-Universität Würzburg, Würzburg; Germany*
- 177 *Department of Physics, University of Warwick, Coventry; United Kingdom*
- 178 *Waseda University, Tokyo; Japan*
- 179 *Department of Particle Physics, Weizmann Institute of Science, Rehovot; Israel*
- 180 *Department of Physics, University of Wisconsin, Madison WI; United States of America*
- 181 *Fakultät für Mathematik und Naturwissenschaften, Fachgruppe Physik, Bergische Universität Wuppertal, Wuppertal; Germany*
- 182 *Department of Physics, Yale University, New Haven CT; United States of America*
- ^a *Also at Borough of Manhattan Community College, City University of New York, New York NY; United States of America*
- ^b *Also at Centro Studi e Ricerche Enrico Fermi; Italy*
- ^c *Also at CERN, Geneva; Switzerland*
- ^d *Also at CPPM, Aix-Marseille Université, CNRS/IN2P3, Marseille; France*
- ^e *Also at Département de Physique Nucléaire et Corpusculaire, Université de Genève, Genève; Switzerland*
- ^f *Also at Departament de Física de la Universitat Autònoma de Barcelona, Barcelona; Spain*
- ^g *Also at Department of Applied Physics and Astronomy, University of Sharjah, Sharjah; United Arab Emirates*
- ^h *Also at Department of Financial and Management Engineering, University of the Aegean, Chios; Greece*
- ⁱ *Also at Department of Physics and Astronomy, Michigan State University, East Lansing MI; United States of America*
- ^j *Also at Department of Physics and Astronomy, University of Louisville, Louisville, KY; United States of America*
- ^k *Also at Department of Physics, Ben Gurion University of the Negev, Beer Sheva; Israel*
- ^l *Also at Department of Physics, California State University, East Bay; United States of America*
- ^m *Also at Department of Physics, California State University, Fresno; United States of America*
- ⁿ *Also at Department of Physics, California State University, Sacramento; United States of America*
- ^o *Also at Department of Physics, King's College London, London; United Kingdom*
- ^p *Also at Department of Physics, St. Petersburg State Polytechnical University, St. Petersburg; Russia*
- ^q *Also at Department of Physics, University of Adelaide, Adelaide; Australia*
- ^r *Also at Department of Physics, University of Fribourg, Fribourg; Switzerland*
- ^s *Also at Dipartimento di Matematica, Informatica e Fisica, Università di Udine, Udine; Italy*
- ^t *Also at Faculty of Physics, M.V. Lomonosov Moscow State University, Moscow; Russia*

- ^u Also at Giresun University, Faculty of Engineering, Giresun; Turkey
- ^v Also at Graduate School of Science, Osaka University, Osaka; Japan
- ^w Also at Hellenic Open University, Patras; Greece
- ^x Also at IJCLab, Université Paris-Saclay, CNRS/IN2P3, 91405, Orsay; France
- ^y Also at Institutio Catalana de Recerca i Estudis Avancats, ICREA, Barcelona; Spain
- ^z Also at Institut für Experimentalphysik, Universität Hamburg, Hamburg; Germany
- ^{aa} Also at Institute for Mathematics, Astrophysics and Particle Physics, Radboud University Nijmegen/Nikhef, Nijmegen; Netherlands
- ^{ab} Also at Institute for Nuclear Research and Nuclear Energy (INRNE) of the Bulgarian Academy of Sciences, Sofia; Bulgaria
- ^{ac} Also at Institute for Particle and Nuclear Physics, Wigner Research Centre for Physics, Budapest; Hungary
- ^{ad} Also at Institute of Particle Physics (IPP), Vancouver; Canada
- ^{ae} Also at Institute of Physics, Azerbaijan Academy of Sciences, Baku; Azerbaijan
- ^{af} Also at Instituto de Fisica Teorica, IFT-UAM/CSIC, Madrid; Spain
- ^{ag} Also at Joint Institute for Nuclear Research, Dubna; Russia
- ^{ah} Also at Louisiana Tech University, Ruston LA; United States of America
- ^{ai} Also at Moscow Institute of Physics and Technology State University, Dolgoprudny; Russia
- ^{aj} Also at National Research Nuclear University MEPhI, Moscow; Russia
- ^{ak} Also at Physics Department, An-Najah National University, Nablus; Palestine
- ^{al} Also at Physikalisches Institut, Albert-Ludwigs-Universität Freiburg, Freiburg; Germany
- ^{am} Also at The City College of New York, New York NY; United States of America
- ^{an} Also at TRIUMF, Vancouver BC; Canada
- ^{ao} Also at Università di Napoli Parthenope, Napoli; Italy * Deceased