

Intermediate window observable for the hadronic vacuum polarization contribution to the muon $g - 2$ from $O(a)$ improved Wilson quarks

M. Cè,^a A. Gérardin,^b G. von Hippel,^c R. J. Hudspith,^{d,e} S. Kuberski,^{f,e,*} H. B. Meyer,^{c,f} K. Miura,^{f,g} D. Mohler,^{d,e} K. Ottnad,^c S. Paul,^c A. Risch,^h T. San José^{c,f} and H. Wittig^{c,f,i}

^aAlbert Einstein Center for Fundamental Physics (AEC) and Institut für Theoretische Physik, Universität Bern, Sidlerstrasse 5, 3012 Bern, Switzerland

^bAix-Marseille-Universität, Université de Toulon, CNRS, CPT, Marseille, France

^cPRISMA⁺ Cluster of Excellence and Institut für Kernphysik, Johannes Gutenberg-Universität Mainz, Germany

^dInstitut für Kernphysik, Technische Universität Darmstadt, Schlossgartenstrasse 2, D-64289 Darmstadt, Germany

^eGSI Helmholtz Centre for Heavy Ion Research, Darmstadt, Germany

^fHelmholtz-Institut Mainz, Johannes Gutenberg-Universität Mainz, Germany

^gKEK Theory Center, High Energy Accelerator Research Organization, 1-1 Oho, Tsukuba, Ibaraki 305-0801, Japan

^hJohn von Neumann-Institut für Computing NIC, Deutsches Elektronen-Synchrotron DESY, Platanenallee 6, 15738 Zeuthen, Germany

ⁱDepartment of Theoretical Physics, CERN, 1211 Geneva 23, Switzerland

E-mail: simon.kuberski@uni-mainz.de

Following the publication of the new measurement of the anomalous magnetic moment of the muon, the discrepancy between experiment and the theory prediction from the $g-2$ theory initiative has increased to 4.2σ . Recent lattice QCD calculations predict values for the hadronic vacuum polarization contribution that are larger than the data-driven estimates, bringing the Standard Model prediction closer to the experimental measurement. Euclidean time windows in the time-momentum representation of the hadronic vacuum polarization contribution to the muon $g - 2$ can help clarify the discrepancy between the phenomenological and lattice predictions.

We present our calculation of the intermediate distance window contribution using $N_f = 2 + 1$ flavors of $O(a)$ improved Wilson quarks. We employ ensembles at six lattice spacings below 0.1 fm and pion masses down to the physical value. We present a detailed study of the continuum limit, using two discretizations of the vector current and two independent sets of improvement coefficients. Our result at the physical point displays a tension of 3.9σ with a recent evaluation of the intermediate window based on the data-driven method.

*The 39th International Symposium on Lattice Field Theory (Lattice2022),
8-13 August, 2022
Bonn, Germany*

*Speaker

1. Introduction

Given a long-standing tension between experimental findings and Standard Model expectations, the anomalous magnetic moment of the muon, a_μ , is considered to be an excellent probe for physics beyond the Standard Model at the high precision frontier. The combination of the first results of the Fermilab Muon $g - 2$ Experiment [1] with the final result of the E821 experiment at BNL [2] yields a 4.2σ discrepancy with the theoretical estimate in the 2020 White Paper [3]. The uncertainty of this theory prediction is dominated by the uncertainty of the leading-order hadronic vacuum polarization (HVP) contribution, a_μ^{hvp} . The White Paper average for a_μ^{hvp} with an error of 0.6% is based on evaluations of a dispersion integral involving hadronic cross section data in Refs. [4–9]. Given the foreseen reduction of the experimental uncertainties by upcoming results, the precision of the theory prediction has to improve accordingly in the near future to scrutinize the discrepancy.

Lattice QCD offers the natural framework for an *ab-initio* computation of hadronic contributions to a_μ and can therefore provide an independent alternative to the traditional data-driven evaluations. Until recently, the uncertainty of lattice evaluations was too large to have an impact on global averages of a_μ^{hvp} . Thanks to a number of recent algorithmic and conceptual improvements, the evaluation of a_μ^{hvp} to sub-percent precision is in reach for a number of groups and a first result with 0.8% precision has been published by the BMW collaboration [10]. This result is in 2.1σ tension with the White Paper average and reduces the tension with the experimental average to 1.5σ . To be able to quote a reliable theory prediction for a_μ , this tension between data-driven and lattice estimates has to be understood. Further precise lattice computations are urgently needed.

Time windows in the time momentum representation (TMR) of a_μ^{hvp} have been introduced in Ref. [11], where a window at intermediate distance has been identified as being ideally suited for a lattice evaluation. It is therefore a good testing ground to compare different lattice calculations at high precision. Furthermore, the evaluation of the same quantity with data-driven methods helps to shed light on the current discrepancies within theory predictions for a_μ^{hvp} . In these proceedings, we summarize the findings of our work in Ref. [12] and discuss their implications.

2. Lattice setup

We work with $2 + 1$ dynamical flavors of $O(a)$ improved Wilson fermions and a tree-level improved Lüscher-Weisz gauge action in the isospin limit of QCD on ensembles by the Coordinated Lattice Simulations (CLS) initiative [13]. Our set of 24 ensembles covers six lattice spacings in the range [0.039 - 0.099] fm. The pion masses are found to be between 130 MeV and 420 MeV. On each chiral trajectory, the sum of the bare quark masses is held constant, leading to a constant $O(a)$ improved bare coupling \tilde{g}_0 . We employ open boundaries in the temporal direction to alleviate the freezing of the topological charge [14], especially on the finest ensembles. An overview of the ensembles used in this work can be found on the left panel of Fig. 1.

We compute the intermediate window contribution a_μ^{win} to a_μ^{hvp} in the TMR [15],

$$a_\mu^{\text{win}} \equiv \left(\frac{\alpha}{\pi}\right)^2 \int_0^\infty dt \tilde{K}(t) G(t) [\Theta(t, t_0, \Delta) - \Theta(t, t_1, \Delta)], \quad (1)$$

from the spatially summed, zero-momentum correlation function $G(t)$ of the electromagnetic cur-

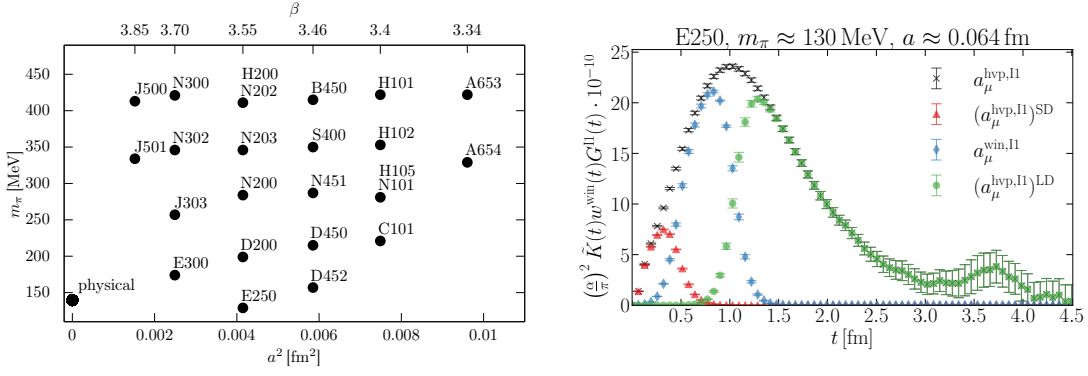


Figure 1: *Left:* Overview of the ensembles used in this work. Two labels for one circle indicate two ensembles with identical parameters but different volumes. *Right:* TMR integrand for the isovector contribution to a_μ^{hvp} (black crosses) at physical pion mass together with the short (SD), intermediate (win) and long-distance (LD) contributions.

rent, with a known QED weight function $\tilde{K}(t)$ [16] and the smoothed step function Θ [11],

$$G(t) = -\frac{a^3}{3} \sum_{k=1}^3 \sum_{\vec{x}} \langle j_k^{\text{em}}(t, \vec{x}) j_k^{\text{em}}(0) \rangle, \quad \Theta(t, t', \Delta) \equiv \frac{1}{2} (1 + \tanh[(t - t')/\Delta]), \quad (2)$$

with $t_0 = 0.4$ fm, $t_1 = 1.0$ fm and $\Delta = 0.15$ fm. On the right panel of Fig. 1 we illustrate the integrand of Eq. (2) (blue diamonds) together with the corresponding integrand for a_μ^{hvp} (black crosses), as well as for the short- and long-distance contributions to the isovector contribution to a_μ^{hvp} . The noisy long-distance tail of the integrand as well as the short-distance region which is the source of potentially large cutoff effects, are suppressed in a_μ^{win} . Furthermore, the sizable finite-volume effects on a_μ^{hvp} affect mostly the long-distance tail and are therefore reduced in the case of a_μ^{win} . We find relative statistical uncertainties at the few per-mil level.

We employ two discretizations of the vector current: The local and the point-split version. While only the former needs to be renormalized, both currents have to be $O(a)$ improved. We utilize two sets of improvement coefficients and renormalization constants, set 1 based on Ref. [17] and set 2 based on Refs. [18, 19]. Both sets remove $O(a)$ cutoff effects but higher order lattice artifacts differ between the two, providing us with insight in our ability to perform reliable continuum extrapolations. Before extrapolating our results to the continuum limit and interpolating them to physical quark masses, we correct the isovector contribution for finite-size effects. As in Ref. [20], we employ two procedures: At long distances $t > (m_\pi L/4)^2/m_\pi$, where only a few states contribute significantly to the finite-volume isovector correlation function, we compute the difference between finite and infinite-volume correlation function via the Meyer-Lellouch-Lüscher formalism [21–23] and a Gounaris-Sakurai parametrization [24] of the time-like pion form factor. At short distances that are more relevant for the intermediate window, we employ the method by Hansen and Patella [25, 26] based on a monopole parametrization of the electromagnetic pion form factor in the space-like region [27]. The resulting finite-size corrections are of the same order as the statistical errors on each ensemble.

We extrapolate the isovector, isoscalar (without charm content) and the charm contribution

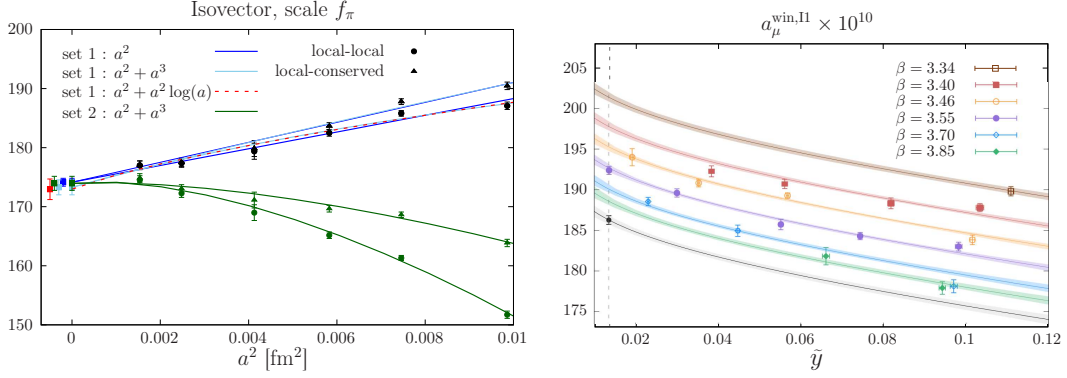


Figure 2: *Left:* Study of the continuum extrapolation of $a_\mu^{\text{win,II}}$ at the $SU(3)_f$ symmetric point. The black and green data points correspond to the two sets of improvement coefficients. *Right:* Exemplary chiral-continuum extrapolation of $a_\mu^{\text{win,II}}$. Each color indicates one value of the bare coupling. The curves show the fit function evaluated at the corresponding lattice spacing. Data are shifted to physical X_K . Figures taken from [12].

separately to the physical point according to the following functional form

$$a_\mu^{\text{win},f}(X_a, X_\pi, X_K) = a_\mu^{\text{win},f}(0, X_\pi^{\text{exp}}, X_K^{\text{exp}}) + \beta_2 X_a^2 + \beta_3 X_a^3 + \delta X_a^2 X_\pi + \epsilon X_a^2 \log X_a + \gamma_0 (X_K - X_K^{\text{phys}}) + \gamma_1 (X_\pi - X_\pi^{\text{exp}}) + \gamma_2 (f_{\text{ch}}(X_\pi) - f_{\text{ch}}(X_\pi^{\text{exp}})), \quad (3)$$

where f denotes the flavor/isospin component and $X_a = a/\sqrt{t_0}$ parametrizes the lattice spacing. The dimensionless variables $X_\pi \propto m_\pi^2$ and $X_K \propto m_K^2 + \frac{1}{2}m_\pi^2$ are employed for the interpolation to physical quark masses, and higher order effects in X_π are described via one of the functions $f_{\text{ch}}(X_\pi) \in \{0; \log(X_\pi); X_\pi^2; 1/X_\pi; X_\pi \log(X_\pi)\}$. We are not able to determine all of the parameters in Eq. (3) in a single fit. Instead, we test variations of the fit form by setting some of the parameters β_3 , δ and ϵ to zero, by varying the functional form f_{ch} and by performing cuts in the pion mass and/or the lattice spacing. Our final estimate for the central value, the statistical and the systematic uncertainty of the observable $a_\mu^{\text{win},f}$ are determined from a model average [28] of the fit results and their respective fit qualities.

3. Results

On the left panel of Fig. 2 we illustrate the continuum extrapolation of the dominant isovector contribution to a_μ^{win} at the $SU(3)_f$ symmetric point, i.e., on the ensembles where $m_\pi = m_K \sim 420$ MeV. We show four sets of data based on the two discretization prescriptions of the vector current and the two sets of improvement and renormalization procedures. Whereas the cutoff effects differ substantially between the four data sets, we achieve consistent independent extrapolations to the continuum limit. The universality of the continuum limit therefore provides a strong check of our extrapolations. We note in passing that the data based on set 1 may be extrapolated with a single term $\propto a^2$ over the full range of resolutions. Despite our good control over the continuum limit, the variation of the ansatz for the continuum extrapolation contributes dominantly to the systematic uncertainty of our final result.

On the right panel of Fig. 2 we illustrate a typical chiral-continuum fit using $f_{\text{ch}} = 1/\tilde{y}$ with $\tilde{y} = m_\pi^2/(8\pi f_\pi^2)$ to our data for $a_\mu^{\text{win,II}}$, where the dependence on X_K has been projected out in

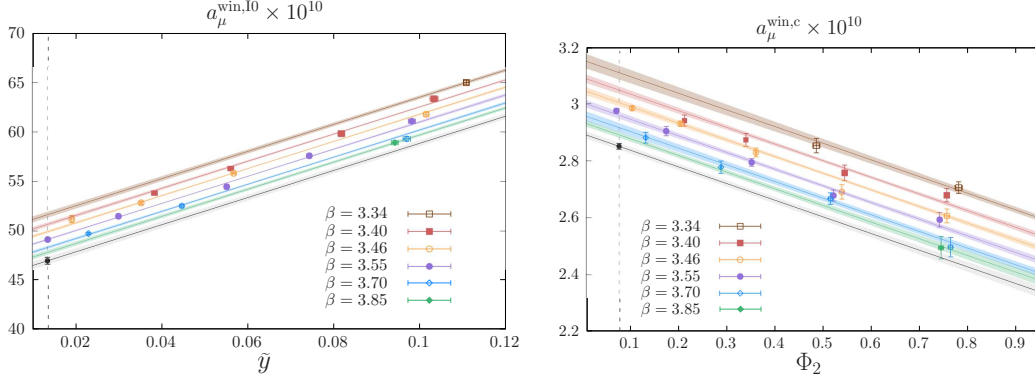


Figure 3: Chiral-continuum extrapolation of contributions to a_μ^{win} . Each color indicates one value of the bare coupling. The curves show the fit function evaluated at the corresponding lattice spacing. Data are shifted to physical X_K . *Left:* Isoscalar contribution. *Right:* Charm-connected contribution extrapolated in $X_\pi = \Phi_2 = 8t_0m_\pi^2$. Figures taken from [12].

the plot. The data is well described over the full range of pion masses and, most importantly, constrained by the ensembles close to physical quark masses. Performing variations in the fit form and excluding data at large pion masses does not lead to a significant variation of the result at the physical point. After taking the model average of our fits, we find

$$a_\mu^{\text{win},II} = (186.30 \pm 0.75_{\text{stat}} \pm 1.08_{\text{sys}}) \times 10^{-10}. \quad (4)$$

An example for a chiral-continuum extrapolation of the data for the isoscalar contribution excluding the charm quark is shown on the left panel of Fig. 3. Although the noisy quark-disconnected contribution enters for ensembles away from the $SU(3)_f$ symmetric point, we obtain precise data thanks to the suppression of long-distance contributions. We restrict the model average to fits based on functions f_{ch} that are not singular in the chiral limit and arrive at

$$a_\mu^{\text{win},I0,\ell} = (47.41 \pm 0.23_{\text{stat}} \pm 0.29_{\text{sys}}) \times 10^{-10}. \quad (5)$$

The charm-connected contribution is calculated in the partially quenched setup on our 2 + 1 flavor configurations. We compute the vector current at three values of the quark mass close to the charm quark mass and perform an interpolation to the point where the mass of the ground-state $c\bar{s}$ pseudoscalar meson matches the physical D_s meson mass. We employ a massive renormalization scheme. Due to large cutoff effects in the local-local discretization of the correlation function, we take only the local-conserved one into account in our fits. Since the strange quark mass is not held constant along our chiral trajectory, we have to perform a mild chiral extrapolation of the charm-connected contribution.¹ After performing the model average, we obtain

$$a_\mu^{\text{win},c} = (2.89 \pm 0.03_{\text{stat}} \pm 0.03_{\text{sys}} \pm 0.13_{\text{scale}}) \times 10^{-10}. \quad (6)$$

¹Fixing the charm quark mass via the quark-connected contribution to the η_c meson or via the flavor-averaged combination $m_{\bar{D}} = \frac{2}{3}m_D + \frac{1}{3}m_{D_s}$, as in Ref. [29], could significantly reduce the pion mass dependence as both masses are approximately constant on our chiral trajectory where $2am_1 + am_s$ is held constant. For both choices, no visible dependence of the charm quark mass on the light quark masses has been found on our chiral trajectory in Ref. [30].

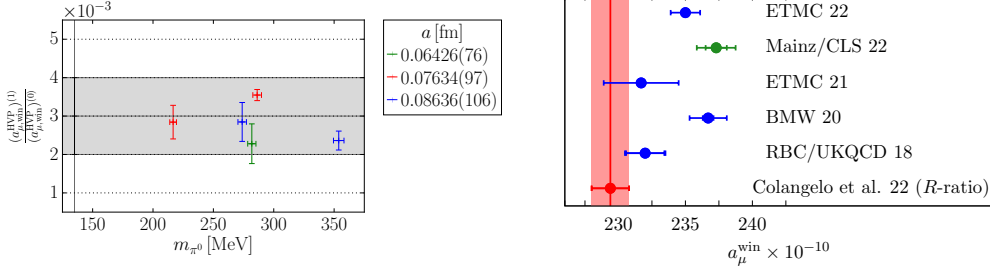


Figure 4: *Left:* Overview of isospin-breaking effects on a_{μ}^{win} . *Right:* Comparison of our result for a_{μ}^{win} including isospin-breaking corrections with the estimates by the ETM [42, 43], BMW [10] and RBC/UKQCD [11] collaborations. The estimate based on the data-driven method of Ref. [44] is shown in red.

As detailed in Appendix D of Ref. [12], we estimate the effect of neglecting charm quarks in the sea to be well below our uncertainties. We furthermore neglect the bottom quark contribution to a_{μ}^{win} that is expected to be much smaller than our current uncertainty [31].

We work in the isospin-symmetric setup of QCD. In order to compare our computation with Nature at the sub-percent level, the effects of the non-degeneracy of the up- and down-quark masses and QED have to be taken into account. We have performed a computation of a_{μ}^{win} in QCD+QED using the technique of Monte Carlo reweighting [32–36] combined with a leading-order perturbative expansion of QCD+QED around isosymmetric QCD in terms of the electromagnetic coupling e^2 as well as the shifts in the bare quark masses $\Delta m_u, \Delta m_d, \Delta m_s$ [36–40]. A detailed description of our setup can be found in Refs. [37, 38, 41]. Since the renormalization procedure differs from the one used in the isosymmetric QCD calculation, we compute the relative correction due to isospin breaking in the QCD+QED setup. So far, we have performed our computation on five ensembles at three resolutions and pion masses in the range 215–352 MeV. The results are displayed on the left panel of Fig. 4. Without performing an explicit extrapolation to the physical point, we estimate the correction to be $(0.3 \pm 0.1)\%$ of the isosymmetric contribution. We currently neglect the effect of quark-disconnected diagrams as well as isospin-breaking effects in sea-quark contributions. Furthermore, an investigation of finite-volume effects on the correction is in progress. We double the uncertainty of our estimate to account for these unknown systematic effects before including the correction in our final result.

Combining the results of Eqs. (4) to (6), we find

$$a_{\mu}^{\text{win,iso}} = a_{\mu}^{\text{win,I1}} + a_{\mu}^{\text{win,I0},\phi} + a_{\mu}^{\text{win,c}} = (236.60 \pm 0.79_{\text{stat}} \pm 1.13_{\text{syst}} \pm 0.05_{\text{Q}}) \times 10^{-10}, \quad (7)$$

where an additional uncertainty due to the quenching of the charm quark is included. Our final result, after including our estimate of isospin-breaking corrections, is

$$a_{\mu}^{\text{win}} = (237.30 \pm 0.79_{\text{stat}} \pm 1.13_{\text{syst}} \pm 0.05_{\text{Q}} \pm 0.47_{\text{IB}}) \times 10^{-10}. \quad (8)$$

4. Comparison of lattice results

To compare our results with the findings of other collaborations, we collect them in Fig. 5 in the flavor decomposition instead of the isospin decomposition that we have discussed before.² Since

²Note that the sum $a_{\mu}^{\text{win,I1}} + a_{\mu}^{\text{win,I0},\phi}$ is very well compatible with $a_{\mu}^{\text{win,ud}} + a_{\mu}^{\text{win,s}} + a_{\mu}^{\text{win,disc}}$ in our work, providing an additional cross-check of our chiral-continuum extrapolations.

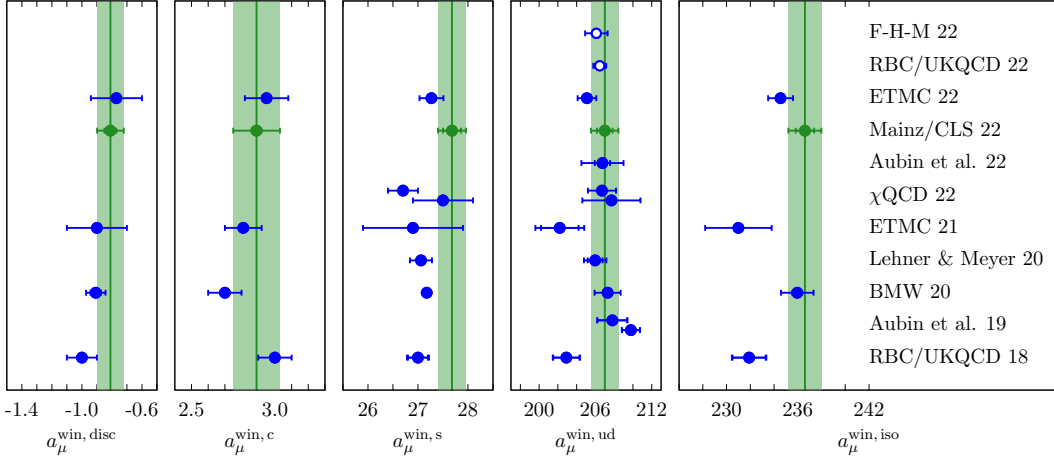


Figure 5: Comparison of our results [12] (in units of 10^{-10}) with other lattice calculations [10, 11, 42, 43, 45–50] in isosymmetric QCD. The four panels on the left show compilations of the individual quark-disconnected, charm, strange and light quark contributions. The result for a_μ^{win} in the isosymmetric case is shown in the rightmost panel. Our results are represented by green circles and vertical bands. Results that so far have only been presented at workshops are indicated by open symbols.

the writing of Ref. [12], three additional sets of results have appeared. The calculation in Ref. [43] provides results for all flavor components for the intermediate and the short-distance windows. The results of Refs. [45, 46] for the light-connected contribution have so far only been presented at workshops. This light-connected contribution dominates a_μ^{win} , contributing about 87% to the total.

Let us first consider the subleading contributions $a_\mu^{\text{win, disc}}$, $a_\mu^{\text{win, c}}$ and $a_\mu^{\text{win, s}}$. Here, the results of the different collaborations broadly agree, apart from slight tensions in $a_\mu^{\text{win, s}}$. These tensions are not large enough to have a significant impact on a_μ^{win} . The results in Refs. [43, 45] shift the discussion concerning the status of $a_\mu^{\text{win, ud}}$ considerably. The results labeled RBC/UKQCD 18 [11] and ETMC 21 [42] based on domain wall fermions and Wilson twisted-mass fermions, respectively, deviate from the bulk of the results for $a_\mu^{\text{win, ud}}$. In both cases, the extrapolation to the continuum limit is quite long and based on a small number of lattice spacings. In ETMC 21, ensembles with pion masses larger than 220 MeV have been used to compute a_μ^{win} . The new result ETMC 22 employs three ensembles around the physical pion mass and therefore, no chiral extrapolation is necessary. With respect to RBC/UKQCD 18, data at a third, finer lattice spacing (about 0.073 fm) at physical pion mass as well as a second discretization of the vector current has been added to the analysis in RBC/UKQCD 22. If one takes into account these two updates, the agreement for $a_\mu^{\text{win, ud}}$ between the different groups, working with a wide variety of fermion actions and strategies to approach the physical point, is excellent.³

Based on the current status displayed in Fig. 5, there is little room for a significant shift in the value for a_μ^{win} from lattice QCD. This is particularly important when our result, corrected for quark-connected isospin-breaking and electromagnetic effects, and the result of Ref. [10] are compared with a recent data-driven evaluation of the same quantity, see the right panel of Fig. 4. A significant tension, 3.9σ between our result and the result of Ref. [44], is found. The absolute

³We note that the comparison presented here contains an inherent ambiguity regarding the definition of the physical point in isosymmetric QCD, see the contributions [51, 52] to this conference.

deviation between our result for a_μ^{win} and the prediction in Ref. [44] is about half of the size of the deviation between the White Paper average for a_μ^{hvp} and the lattice evaluation of the BMW collaboration. Before a solid statement regarding the Standard Model prediction for a_μ^{hvp} can be made, this discrepancy between data-driven and lattice evaluations has to be understood.

5. Outlook

The foreseen reduction of the experimental uncertainties for a_μ requires a corresponding improvement of the precision of the SM prediction for a_μ^{hvp} . We aim to contribute to this task by providing a determination of a_μ^{hvp} to sub-percent precision in the near future. The first precise lattice result in Ref. [10] has opened up new questions due to a significant deviation from the well-established dispersive evaluations. As a consequence, time windows in the Euclidean time integral of the TMR are considered to be an ideal testbed to scrutinize the validity of lattice results. For the intermediate-distance window, the cross-check of lattice results has been very successful. However, the comparison with a data-driven evaluation of this quantity points to an even more significant tension than in the case of a_μ^{hvp} . A similar deviation has been found for the closely related hadronic running of the electromagnetic coupling in Ref. [20].

The investigation of other time windows than the one considered in this work may help to shed light on the origin of the aforementioned discrepancies, see also the recent suggestions in Refs. [44, 53]. The computation of the short-distance contribution to a_μ^{hvp} may help to probe the continuum extrapolation of lattice results that makes up a significant fraction of the systematic uncertainty of recent studies. To reach our goal of a sub-percent precision calculation of a_μ^{hvp} , the main task is to decrease the statistical uncertainty of our calculation, especially at close-to-physical quark masses. Noise reduction techniques in the computation of the vector correlation function, as well as dedicated spectroscopy studies [54–56] will help us to achieve this goal.

Acknowledgments

Calculations for this project have been performed on the HPC clusters Clover and HIMster-II at Helmholtz Institute Mainz and Mogon-II at Johannes Gutenberg-Universität (JGU) Mainz, on the HPC systems JUQUEEN, JUWELS and JUWELS Booster at Jülich Supercomputing Centre (JSC), and on the GCS Supercomputers HAZEL HEN and HAWK at Höchstleistungsrechenzentrum Stuttgart (HLRS). The authors gratefully acknowledge the support of the Gauss Centre for Supercomputing (GCS) and the John von Neumann-Institut für Computing (NIC) for project CHMZ21, CHMZ23 and HINTSPEC at JSC and project GCS-HQCD at HLRS. This work has been supported by Deutsche Forschungsgemeinschaft (German Research Foundation, DFG) through project HI 2048/1-2 (project No. 399400745) and through the Cluster of Excellence “Precision Physics, Fundamental Interactions and Structure of Matter” (PRISMA+ EXC 2118/1), funded within the German Excellence strategy (Project ID 39083149). D.M. acknowledges funding by the Heisenberg Programme of the Deutsche Forschungsgemeinschaft (DFG, German Research Foundation) – project number 454605793. A.G. received funding from the Excellence Initiative of Aix-Marseille University - A*MIDEX, a French *Investissements d’Avenir* programme, AMX-18-ACE-005 and from the French National Research Agency under the contract ANR-20-CE31-0016. We are grateful to our colleagues in the CLS initiative for sharing ensembles. Parts of the statistical data analysis have been performed using the Γ -method in the implementation of the pyerrors package [57–59].

References

- [1] MUON G-2 collaboration, B. Abi et al., *Phys. Rev. Lett.* **126** (2021) 141801 [2104.03281].
- [2] MUON G-2 collaboration, G. W. Bennett et al., *Phys. Rev.* **D73** (2006) 072003 [hep-ex/0602035].
- [3] T. Aoyama et al., *Phys. Rept.* **887** (2020) 1 [2006.04822].
- [4] M. Davier, A. Hoecker et al., *Eur. Phys. J.* **C77** (2017) 827 [1706.09436].
- [5] A. Keshavarzi, D. Nomura et al., *Phys. Rev.* **D97** (2018) 114025 [1802.02995].
- [6] G. Colangelo, M. Hoferichter et al., *JHEP* **02** (2019) 006 [1810.00007].
- [7] M. Hoferichter, B.-L. Hoid et al., *JHEP* **08** (2019) 137 [1907.01556].
- [8] M. Davier, A. Hoecker et al., *Eur. Phys. J.* **C80** (2020) 241 [1908.00921].
- [9] A. Keshavarzi, D. Nomura et al., *Phys. Rev.* **D101** (2020) 014029 [1911.00367].
- [10] S. Borsanyi et al., *Nature* **593** (2021) 51 [2002.12347].
- [11] RBC, UKQCD collaboration, T. Blum, P. A. Boyle et al., *Phys. Rev. Lett.* **121** (2018) 022003 [1801.07224].
- [12] M. Cè et al., 2206.06582.
- [13] M. Bruno et al., *JHEP* **02** (2015) 043 [1411.3982].
- [14] M. Lüscher and S. Schaefer, *JHEP* **07** (2011) 036 [1105.4749].
- [15] D. Bernecker and H. B. Meyer, *Eur. Phys. J.* **A47** (2011) 148 [1107.4388].
- [16] M. Della Morte, A. Francis et al., *JHEP* **10** (2017) 020 [1705.01775].
- [17] A. Gérardin, T. Harris et al., *Phys. Rev.* **D99** (2019) 014519 [1811.08209].
- [18] ALPHA collaboration, J. Heitger and F. Joswig, *Eur. Phys. J. C* **81** (2021) 254 [2010.09539].
- [19] P. Fritzscher, *JHEP* **06** (2018) 015 [1805.07401].
- [20] M. Cè, A. Gérardin et al., *JHEP* **08** (2022) 220 [2203.08676].
- [21] H. B. Meyer, *Phys. Rev. Lett.* **107** (2011) 072002 [1105.1892].
- [22] M. Lüscher, *Nucl. Phys.* **B364** (1991) 237.
- [23] M. Lüscher, *Nucl. Phys.* **B354** (1991) 531.
- [24] G. J. Gounaris and J. J. Sakurai, *Phys. Rev. Lett.* **21** (1968) 244.
- [25] M. T. Hansen and A. Patella, *Phys. Rev. Lett.* **123** (2019) 172001 [1904.10010].
- [26] M. T. Hansen and A. Patella, *JHEP* **10** (2020) 029 [2004.03935].
- [27] QCDSF/UKQCD collaboration, D. Brömmel et al., *Eur. Phys. J. C* **51** (2007) 335 [hep-lat/0608021].
- [28] W. I. Jay and E. T. Neil, *Phys. Rev. D* **103** (2021) 114502 [2008.01069].
- [29] E.-H. Chao, R. J. Hudspith et al., *Eur. Phys. J. C* **82** (2022) 664 [2204.08844].
- [30] ALPHA collaboration, J. Heitger, F. Joswig et al., *JHEP* **05** (2021) 288 [2101.02694].
- [31] HPQCD collaboration, B. Colquhoun, R. J. Dowdall et al., *Phys. Rev. D* **91** (2015) 074514

- [1408.5768].
- [32] A. Ferrenberg and R. Swendsen, *Phys. Rev. Lett.* **61** (1988) 2635.
- [33] A. Duncan, E. Eichten et al., *Phys. Rev. D* **71** (2005) 094509 [hep-lat/0405014].
- [34] A. Hasenfratz, R. Hoffmann et al., *Phys. Rev. D* **78** (2008) 014515 [0805.2369].
- [35] J. Finkenrath, F. Knechtli et al., *Nucl. Phys. B* **877** (2013) 441 [1306.3962].
- [36] RM123 collaboration, G. M. de Divitiis, R. Frezzotti et al., *Phys. Rev.* **D87** (2013) 114505 [1303.4896].
- [37] A. Risch and H. Wittig, *PoS LATTICE2021* (2022) 106 [2112.00878].
- [38] A. Risch and H. Wittig, *PoS LATTICE2019* (2019) 296 [1911.04230].
- [39] A. Risch and H. Wittig, *PoS LATTICE2018* (2018) 059 [1811.00895].
- [40] A. Risch and H. Wittig, *EPJ Web Conf.* **175** (2018) 14019 [1710.06801].
- [41] A. Risch, *Isospin breaking effects in hadronic matrix elements on the lattice*, Ph.D. thesis, Mainz U., 2021. 10.25358/openscience-6314.
- [42] D. Giusti and S. Simula, *PoS LATTICE2021* (2022) 189 [2111.15329].
- [43] C. Alexandrou et al., 2206.15084.
- [44] G. Colangelo, A. X. El-Khadra et al., *Phys. Lett. B* **833** (2022) 137313 [2205.12963].
- [45] RBC/UKQCD collaboration, C. Lehner, 2022, Fifth Plenary Workshop of the Muon $g-2$ Theory Initiative, <https://indico.ph.ed.ac.uk/event/112/contributions/1660/>.
- [46] FERMILAB LATTICE/HPQCD/MILC collaboration, S. Gottlieb, 2022, First LatticeNET workshop on challenges in Lattice field theory, https://www.benasque.org/2022lattice_workshop/talks_contr/158_Gottlieb_gm2_LatticeNET.pdf.
- [47] C. Aubin, T. Blum et al., *Phys. Rev. D* **101** (2020) 014503 [1905.09307].
- [48] C. Lehner and A. S. Meyer, *Phys. Rev. D* **101** (2020) 074515 [2003.04177].
- [49] χ QCD collaboration, G. Wang, T. Draper et al., 2204.01280.
- [50] C. Aubin, T. Blum et al., *Phys. Rev. D* **106** (2022) 054503 [2204.12256].
- [51] A. Portelli, The 39th International Symposium on Lattice Field Theory, <https://indico.hiskp.uni-bonn.de/event/40/contributions/542/>.
- [52] N. Tantalo, The 39th International Symposium on Lattice Field Theory, <https://indico.hiskp.uni-bonn.de/event/40/contributions/847/>.
- [53] D. Boito, M. Golterman et al., 2210.13677.
- [54] C. Andersen, J. Bulava et al., *Nucl. Phys. B* **939** (2019) 145 [1808.05007].
- [55] A. Gérardin, M. Cè et al., *Phys. Rev. D* **100** (2019) 014510 [1904.03120].
- [56] S. Paul, A. D. Hanlon et al., *PoS LATTICE2021* (2022) 551 [2112.07385].
- [57] ALPHA collaboration, U. Wolff, *Comput. Phys. Commun.* **156** (2004) 143 [hep-lat/0306017].
- [58] A. Ramos, *Comput. Phys. Commun.* **238** (2019) 19 [1809.01289].
- [59] F. Joswig, S. Kuberski et al., 2209.14371.