

Frequency-Dependent Selection Predicts Patterns of Radiations and Biodiversity

Carlos J. Melián^{1,2*}, David Alonso³, Diego P. Vázquez^{4,5}, James Regetz¹, Stefano Allesina⁶

1 National Center for Ecological Analysis and Synthesis, University of California, Santa Barbara, Santa Barbara, California, United States of America, **2** Center for Ecology, Evolution and Biogeochemistry, Swiss Federal Institute of Aquatic Science and Technology, Kastanienbaum, Switzerland, **3** Community and Conservation Ecology Group, University of Groningen, Groningen, The Netherlands, **4** Instituto Argentino de Investigaciones de las Zonas Áridas, Consejo Nacional de Investigaciones Científicas y Técnicas, Mendoza, Argentina, **5** Instituto de Ciencias Básicas, Universidad Nacional de Cuyo, Centro Universitario, Mendoza, Argentina, **6** Department of Ecology and Evolution, University of Chicago, Chicago, Illinois, United States of America

Abstract

Most empirical studies support a decline in speciation rates through time, although evidence for constant speciation rates also exists. Declining rates have been explained by invoking pre-existing niches, whereas constant rates have been attributed to non-adaptive processes such as sexual selection and mutation. Trends in speciation rate and the processes underlying it remain unclear, representing a critical information gap in understanding patterns of global diversity. Here we show that the temporal trend in the speciation rate can also be explained by frequency-dependent selection. We construct a frequency-dependent and DNA sequence-based model of speciation. We compare our model to empirical diversity patterns observed for cichlid fish and Darwin's finches, two classic systems for which speciation rates and richness data exist. Negative frequency-dependent selection predicts well both the declining speciation rate found in cichlid fish and explains their species richness. For groups like the Darwin's finches, in which speciation rates are constant and diversity is lower, speciation rate is better explained by a model without frequency-dependent selection. Our analysis shows that differences in diversity may be driven by incipient species abundance with frequency-dependent selection. Our results demonstrate that genetic-distance-based speciation and frequency-dependent selection are sufficient to explain the high diversity observed in natural systems and, importantly, predict decay through time in speciation rate in the absence of pre-existing niches.

Citation: Melián CJ, Alonso D, Vázquez DP, Regetz J, Allesina S (2010) Frequency-Dependent Selection Predicts Patterns of Radiations and Biodiversity. *PLoS Comput Biol* 6(8): e1000892. doi:10.1371/journal.pcbi.1000892

Editor: Sander van Doorn, University of Bern, Switzerland

Received: January 28, 2010; **Accepted:** July 16, 2010; **Published:** August 26, 2010

Copyright: © 2010 Melian et al. This is an open-access article distributed under the terms of the Creative Commons Attribution License, which permits unrestricted use, distribution, and reproduction in any medium, provided the original author and source are credited.

Funding: CJM was supported by a Postdoctoral Fellowship at the National Center for Ecological Analysis and Synthesis, a Center funded by NSF (Grant DEB-0553768), the University of California, Santa Barbara, and the State of California. DA acknowledges the support of the Netherlands Organization for Scientific Research (NWO) through a VENI postdoctoral fellowship. DPV is a career researcher with CONICET, and was also partly funded by FONCYT (PICT 20805). The funders had no role in study design, data collection and analysis, decision to publish, or preparation of the manuscript.

Competing Interests: The authors have declared that no competing interests exist.

* E-mail: melian@nceas.ucsb.edu

Introduction

Speciation is one of the most complex phenomena in nature, yet the effects of its tempo and mode for biodiversity patterns are still controversial [1,2]. Pre-existing niches is considered the dominant mechanism explaining the initial explosion of diversity observed in radiations [3–7]. In contrast, non-adaptive radiations [8,9] driven by niche-independent mechanisms such as sexual selection, rapid range expansion across multiple barriers or the simultaneous formation of multiple geographical barriers, dispersal limitation or isolation by distance without physical barriers due to genetic incompatibilities do not predict such a temporal trend of declining speciation rates during a radiation [10–13].

Although ecological opportunity (the availability of an unoccupied adaptive zone) or rapid range expansion across multiple barriers can explain rates of diversification in some radiating lineages, this is not sufficient for a radiation to occur [14–17]. Instead of attributing the propensity to have a radiation with decaying through time speciation rates to external influences like niche availability or rapid range expansion an alternative hypothesis can be based in the genome properties evolved

during the evolutionary history of organisms. We explore this hypothesis using two models, one with frequency-dependent selection and one without it. Both models involve DNA sequence-based evolution of populations via a process of sexual reproduction, assortative mating, mutation, and genetic-distance-based speciation.

The models we have analyzed in the present study are similar in spirit to previous speciation models [12,13,18,19] but different in two key details: (1) no approximations of the tempo and mode of speciation incorporating sexual reproduction and frequency-dependent selection have previously been shown to explain observed patterns of decay through time of the speciation rate during a radiation without invoking pre-existing niches. Furthermore, we show that the decay through time of the speciation rate during a radiation without invoking pre-existing niches has dramatic consequences to species richness and diversity, and (2) we contrast the models with two small radiations for a broad range of parameter values: the *Tilapia* cichlid genus [11] and the Darwin's finches [20], two groups where assortative mating has been previously documented [21–24]. We note that larger radiations cannot be handled computationally. This represents a

Author Summary

Ecological opportunity, or filling a pre-existing unoccupied adaptive zone, is considered the dominant mechanism explaining the initial explosion of diversity. Although this type of niche filling can explain rates of diversification in some lineages, it is not sufficient for a radiation to occur. Instead of attributing the propensity to have an explosion of new species to external influences like niche availability, an alternative hypothesis can be based in frequency-dependent selection driven by the ecology in which organisms are embedded or endogenous sources mediated by gametes during fertilization. We show that genome diversification driven by higher reproductive probability of rare genotypes generates rapid initial speciation followed by a plateau with very low speciation rates, as shown by most empirical data. The absence of advantage of rare genotypes generates speciation events at constant rates. We predict decline over time and constant speciation rate in the cichlids and Darwin's finches, respectively, thus providing an alternative hypothesis for the origin of radiations and biodiversity in the absence of pre-existing niche filling. In addition to predicting observed temporal trends in diversification, our analysis also highlights new mechanistic models of evolutionary biodiversity dynamics that may become suitable to generate neutral models for testing observed patterns in speciation rates and species diversity.

current limitation to explore broad patterns of speciation and diversity that requires further research.

We simulated the evolution of a population whose members, at the beginning, have identical genomes. The population evolves under the combined influences of sexual reproduction and mutation (Text S1). During reproduction, potential mates are identified from those whose genomes are sufficiently similar to that of the reproducing individual (q^{\min}). This parameter implicitly captures the effects of the accumulation of genetic incompatibilities by prezygotic or postzygotic reproductive isolation [18,25–27]. A mate is chosen from this set at random. An offspring is then dispersed in the environment. This minimal form of mating called assortative mating [13,28,29] is sufficient for speciation at least when there is no genetic linkage [18,19]. Genomic similarity between two individuals is defined as the proportion of identical nucleotides along the genome. The genomic similarity among individuals can be represented by an evolutionary graph in which nodes are individuals and edges connect reproductively compatible individuals [30] (Figs. 1 and 2). We identify a species as a group of organisms reproductively separated from all the others by genetic restriction on mating, but connected among themselves by the same condition. Thus, two individuals connected at least by one pathway through the evolutionary graph are considered conspecific, even if the two individuals themselves are reproductively incompatible.

We consider three main assumptions that allow us to approximate the tempo of speciation and also to identify the conditions for each of two alternative modes of speciation in the evolutionary graph: (1) Our density of individuals is one per site, and these numbers are kept constant by assuming zero-sum dynamics. Birth-death zero-sum stochastic models are equivalent to their non zero-sum counterparts at stationarity [31]; (2) Factors influencing speciation may differ between regions of the genome, and regions of the genome involved in reproductive isolation may differ between taxa and the temporal stages of the speciation process [32]. In our model, the genome of each individual is

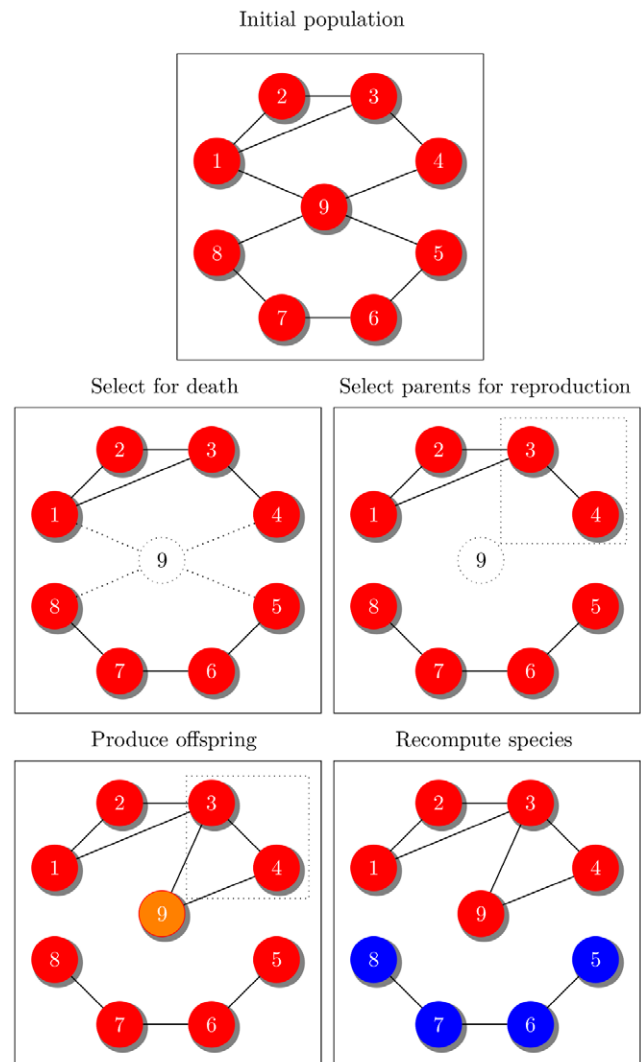


Figure 1. Model of evolution. In each time step, first an individual dies. Second, parents are selected for reproduction (dotted square). Third, the dead individual is replaced by an offspring. Lastly, we recompute the species number and abundance. We then repeat the cycle. In this case the graph has two species with 5 (red circles) and 4 (blue circles) individuals.

doi:10.1371/journal.pcbi.1000892.g001

considered effectively infinite (i.e., a very large string of nucleotides, Text S1), and (3) The mate choice function explaining the viability of the offspring is given by a step-shaped function. This is the simplest representation of Dobzhansky-Muller reproductive incompatibility [33–35]. Functions with equal viability in a range $[q^{\min}, q^{\max}]$ (see Material and Methods), declining linearly and exponentially [12] give qualitatively the same results as the results presented here using the step-shaped function.

At the beginning of the simulation, all individuals are reproductively compatible, corresponding to a completely connected graph. Because of mutations that can eventually reduce genetic similarity below the threshold required for mating, the graph will lose connections as generations pass (Fig. 1). The rate at which connections are lost in the evolutionary graph, and thus the tempo of speciation, depends on the mechanisms driving genome diversification.

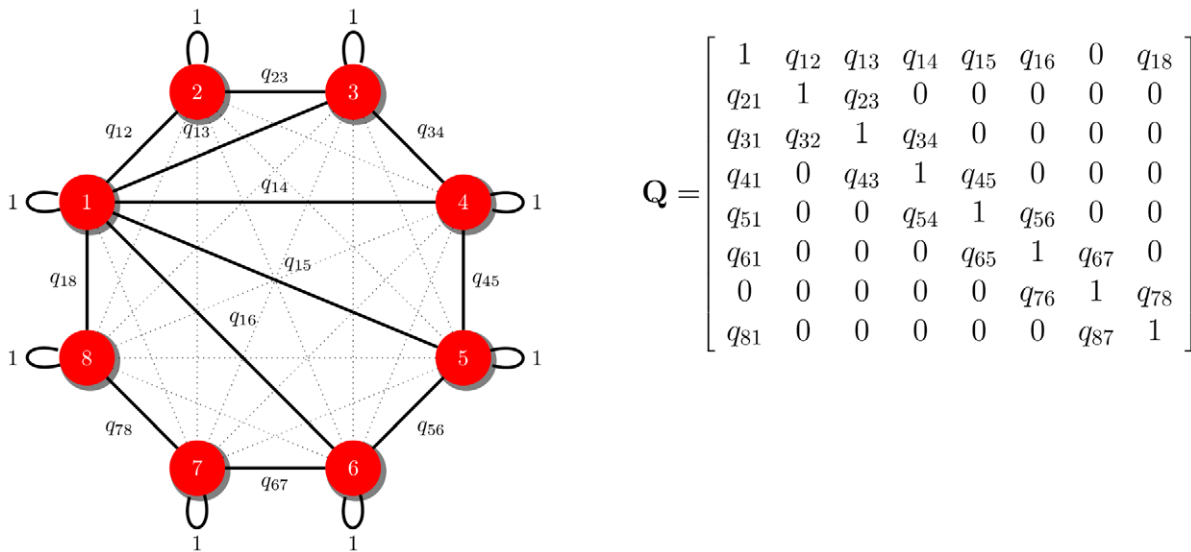


Figure 2. Genetic similarity matrix. In an evolutionary graph, individuals occupy the vertices of a graph. In each time step, an individual is selected with a probability proportional to its fitness. In the model without frequency-dependent selection, individuals are selected randomly. In the frequency-dependent selection model, individuals with few connections, and therefore with more rare alleles, have more success at mating and their alleles spread quickly through the population. The process is described by a symmetric genetic similarity matrix Q , where $q^{ij} = q^{ji}$ denotes the genetic similarity between individual i and j . Dotted links represented by 0 in the Q matrix denote the similarity values $q^{ij} < q^{\min}$, indicating reproductive incompatibility. doi:10.1371/journal.pcbi.1000892.g002

To explore the tempo of speciation and its implications for biodiversity patterns, we generated a second model with negative frequency-dependent selection. In this model there are not external factors creating pre-existing niches, which can be populated only by individuals of a specific genotype and can be filled up to a carrying capacity. In contrast, any rare genotype has higher fitness than common types. The reason may be natural selection driven by the ecology in which the organism is embedded (e.g., bacteria or pathogens attacking reproductive proteins of common types without altering the probability to die among individuals) [36,37] or some form of sexual selection that lead to rare-type advantage (e.g., sexual conflict, molecular incompatibility or heterozygote advantage in sexually selected genes) [38–40] and have more success at mating, whereas common types are likely—but not guaranteed—to become rare. Despite potential costs of the rare types (i.e., Allee effects, mating costs, etc), experimental and theoretical studies have shown that the selective value of a given genotype is often a function of its frequency in the population [41–46]. In summary, frequency-dependent selection in this context is a type of sexual selection with niches not imposed from outside the system but created by rare types with greater mating success that can spread their alleles more quickly through the population. Apart from the asymmetry introduced by the different reproductive probabilities at the individual level, these two models are identical (Text S1).

Results

With appropriate parameter values satisfying the mathematical condition required for speciation ($q^{\min} > Q^*$ where Q^* is the genetic similarity matrix at equilibrium) both models can produce speciation events (i.e., sexual isolation of subpopulations in the genome space, Equation A-30 and Box 1 in Text S1).

We identified two distinct modes of speciation that can, under the right conditions, occur in the evolving graph: mutation-induced speciation and fission (Fig. 1). Mutation-induced speciation happens when a newly produced offspring is disconnected from its parents.

This form of speciation requires the mutation rate to exceed some minimum value (μ_{\min}) necessary to satisfy the inequality $q^{kj} < q^{\min}$, where k is the offspring and j are the parents of k (Fig. 2). Because the minimum number of steps equals 1, the minimum mutation rate to have mutation-induced speciation is given by:

$$\mu_{\min} = - \left(\frac{\log \left(\frac{2q^{\min}}{1+q^{\min}} \right)}{2} \right). \quad (1)$$

For example, if offspring become inviable once genetic divergence exceeds 5% (i.e., $q^{\min} = 0.95$), then the minimum mutation rate needed to achieve mutation-induced speciation is $\approx 1.3 \times 10^{-2}$. There is a second mode of speciation which is also a consequence of mutations in the evolutionary graph. We call this mode “fission” because it takes place when the death of an individual breaks a link in what was the sole genetic pathway connecting some members of a species; this gives rise to one or more new species. Because of the strict condition for mutation-induced speciation to happen, fission is the only mode of speciation in the biologically relevant portion of model parameter space (Section A3 in Text S1).

The speciation rate (v) in the genetic similarity matrix (Q) has two different dynamics according to the initial minimum genetic similarity value to have fertile offspring (q^{\min}):

$$v \begin{cases} 0 : Q^* > q^{\min} \rightarrow Q^* = \frac{1}{\theta+1} \\ \left[\frac{-2\mu + \log[(q^{\min} + 3)/4]}{\log(q^{\min})} \right] : Q^* < q^{\min}, \end{cases} \quad (2)$$

where Q^* is the expected mean genetic similarity in the matrix Q at equilibrium [18], $\theta = 4J\mu$ with J the population size. If $Q^* < q^{\min}$, then v is the rate of dropping links in the evolutionary

graph that is proportional to the speciation rate for the model without frequency-dependent selection (Fig. 2 and Text S1). Fitting v to the speciation rates obtained via simulation yielded least-squares regression coefficient estimates of $\alpha = -0.23$ and the slope $\beta = 0.88$ ($r^2 = 0.98$, $p < 0.001$):

$$v = \alpha + \beta \left[\frac{-2\mu + \log[(q^{\min} + 3)/4]}{\log(q^{\min})} \right]. \quad (3)$$

This approximation suggests that the long term rate of speciation is independent of population size (Section A3 and Figs. 1 and 3 in Text S1).

The models generate changes over time in the tempo of speciation, the distribution of incipient species abundance, and both the number and diversity of contemporary species. In Figs. 3 and 4, we summarize the following two key predictions for the species number through time and species richness consistent with Darwin's finches and cichlid fish.

First, we predict that whether the rate of speciation will remain constant or decline over time depends on the addition of frequency-dependent selection. Fig. 3a shows how the number of extinct and extant species varies over time. After a transient period, during which mutation introduces genetic variability into the initially identical population, the number of species increases rapidly. The two models then diverge dramatically. In the model without frequency-dependent selection, speciation rate remains constant. This pattern is consistent with the literature on whole-tree cladistic analysis [47], the record of marine invertebrate fossils from the Phanerozoic eon [48], and (over shorter time frames) observed genetic differences among North American songbirds [49]. The number of contemporary species (Fig. 3b), diversity (Inset Fig. 3b), and the abundance of the new species (Fig. 3c) are lower than in the frequency-dependent model. In the frequency-dependent case, rapid speciation is followed by a plateau with few speciation events, consistent with molecular data for several groups showing declining speciation rates through time [16,50–53]. This model predicts a greater number of contemporary species, higher diversity, and a more symmetric abundance distribution of incipient species; these are all attributes of rapid radiations.

Second, frequency-dependent selection reproduces cichlid radiations in absence of pre-existing niches and the absence of frequency-dependent selection generates the Darwin's finches radiation. Fig. 4a and 4b show the best fit to the data for the number of species and speciation events through time. We predict decline over time and constant speciation rate in the cichlids and Darwin's finches with and without frequency-dependent selection, respectively (data not shown). The expected distributions of species abundance derived from those predictions depart dramatically. For the *Tilapia* genus, the model predicts high diversity, with most species having similar abundances (inset Fig. 4a); for the Darwin's finches, the model predicts much lower species diversity, with most species being rare (insets Fig. 4b).

Discussion

Most speciation studies have concluded that sympatric speciation only occurs if a stringent set of conditions is met [4,7]. Likewise, for the models we have explored, sympatric speciation can be highly unlikely or even impossible in biologically relevant areas of parameter space (i.e., $q^{\min} < Q^* = \frac{1}{\theta + 1}$, where $\theta = 4J\mu$, Text S1). Note, however, that even though geographical barriers and dispersal limitation, and/or range expansion have played an important role in radiations, those factors do not generate decay

through time in speciation rate in the absence of niche filling [10–13] (see also Fig. 5 in Text S1). Interestingly, the absence of frequency-dependent selection does not capture the exponential growth in number of species in the last stage of the Darwin's finches radiation. Time lag for extinctions [50], taxonomic splitting but also the increase in heterogeneity with time in the Galápagos archipelago (i.e., more islands, habitat diversity and food types) [20] are some of the factors that may hamper model predictions in this case. Nevertheless, the balance of results for both the cichlids and the Darwin's finches suggest that neutral and frequency-dependent selection mechanisms have played a role in radiating lineages.

Current biodiversity theory, from population genetics [13] to island biogeography and its extensions [54], explain species abundance patterns for many groups, but cannot predict different trends in the tempo of speciation nor their implications for radiations and diversity patterns. The models we have explored generate alternative tempo of speciation and these models can be compared with the patterns of diversity underlying classic radiations. In the context of these models, we have also determined the conditions necessary for the mutation-induced mode of speciation; if these are not met, then fission must be the only speciation mode. Finally, we have shown that frequency-dependent selection generates more symmetric and larger incipient species abundances, resulting in lower extinction rates. These results reinforce the notion that the incipient species abundance can have a dramatic impact on contemporary diversity patterns [54], and suggest that both the tempo and mode of speciation themselves have a large effect on current community dynamics.

Alternative models of speciation that incorporate additional molecular or ecological components exist (i.e., spatial heterogeneity and dispersal limitation [19,55], recombination rate, insertions and deletions [56] and the explicit mechanisms that cause genetic incompatibilities [57,58]); however, it is not yet possible to evaluate those models with speciation rates and diversity data. Fitting models with a large number of parameters remains a challenge for the future - we have shown that a quasi-likelihood method offer a powerful approach.

In summary, the particular mechanisms underlying the dynamics of the evolutionary graph affect the tempo of speciation and diversity, but we nevertheless find theoretical distributions in agreement with the observed patterns of radiations and biodiversity for diverse taxa. Underlying the result are two simple models of a sexually reproducing population with and without frequency-dependent selection and with mating restrictions that depend on genetic distance. By examining these models under different parameter combinations and confronting them with data, we conclude that the properties of genomes during lineage diversification may influence patterns of radiations and biodiversity and the pre-existing environmental niches are not necessary for radiations to occur.

Materials and Methods

Our simulation is a stochastic, individual-based, zero-sum birth and death model of a sexual population with overlapping generations and age-independent birth and death rates. For the simulations reported in the paper, we considered J haploid and hermaphroditic individuals where only one individual can exist in each site. Genomes consist of an infinite string of nucleotides and the genomic similarity between two individuals is defined as the proportion of identical nucleotides along the genome. Reproduction starts with a randomly selected individual looking for a mate

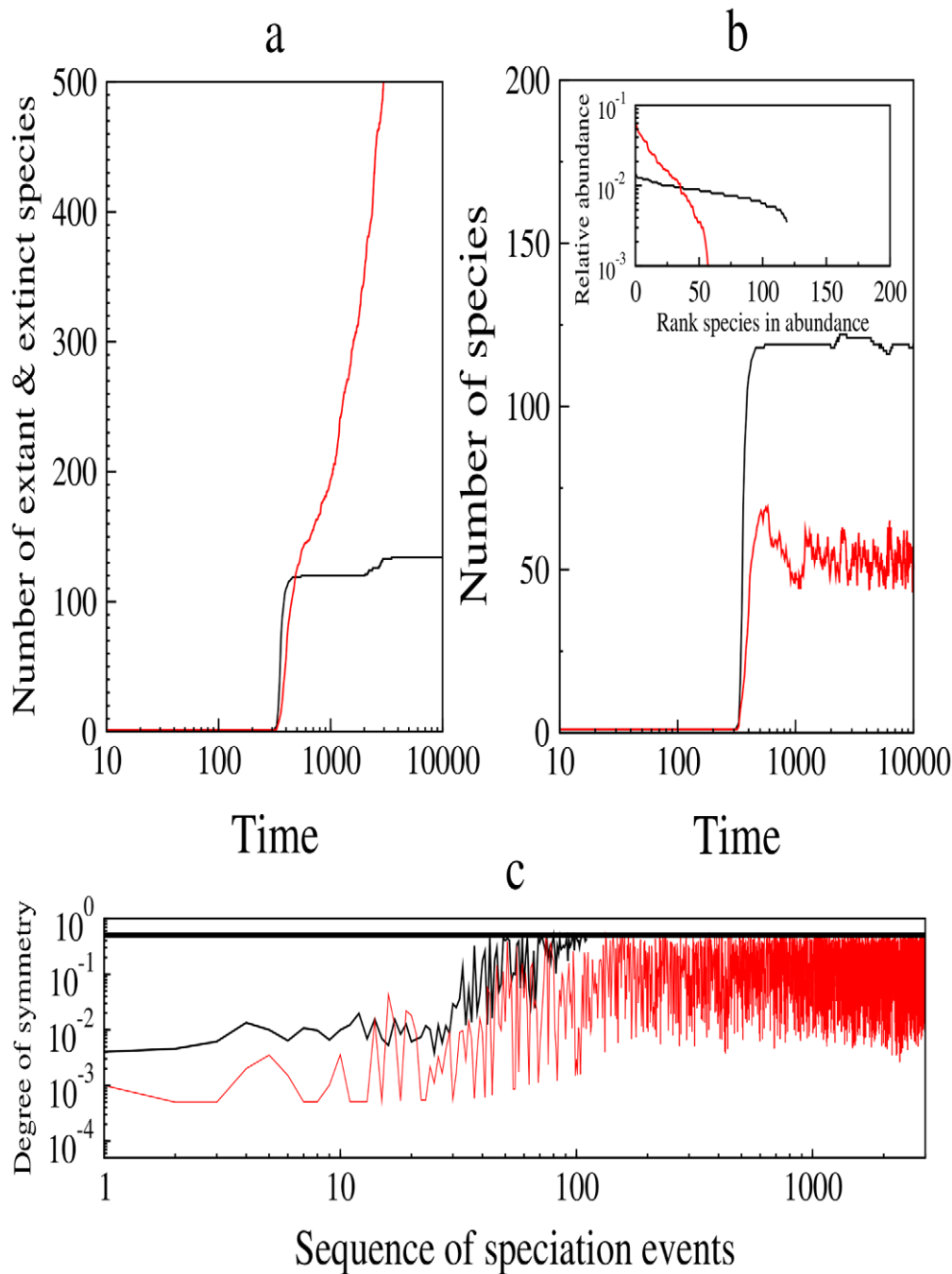


Figure 3. Radiations, number of species, and diversity (theory). a, Simulated total number of species (both extant and extinct) as a function of time for the model with (black, also used for b and c) and without frequency-dependent selection (red). $\theta = 8 = 4J\mu = 4 \times 2 \times 10^3 \times 10^{-3}$, and the minimum genetic similarity value, $q^{\min} = [0.9]$, also used for b and c. Time measured in generations. After a transient phase, speciation events occur at a nearly constant rate in the model without frequency-dependent selection. In contrast, the frequency-dependent selection scenario shows a rapid series of fission speciation events followed by a plateau with very low speciation and extinctions events. b, Simulated number of extant species as a function of time for the model with and without frequency-dependent selection. Insets represent the species abundance distribution at stationarity. x and y-axis represent the rank in species abundance from the most common to the most rare and the relative abundance of each species in the community, respectively. Frequency-dependent selection produces more extant species and higher diversity (inset in b). c, Simulated abundance symmetry of the new species after each speciation event. We measured the degree of symmetry in each speciation event as $S/(S+M)$, where S and M are the size of the smallest new species and the mother species, respectively. Perfect symmetry means that the new species abundance is identical to the mother species abundance; low value means the new species abundance is much smaller than that of the mother species. Thick line represents perfect symmetry. doi:10.1371/journal.pcbi.1000892.g003

among all the sufficiently similar individuals. To qualify, an individual must have a genetic similarity greater than the minimum value required for fertile offspring. From all such

potential mates, we select the second parent at random. In the frequency-dependent selection model, individuals with few connections, and therefore with more rare alleles, have more

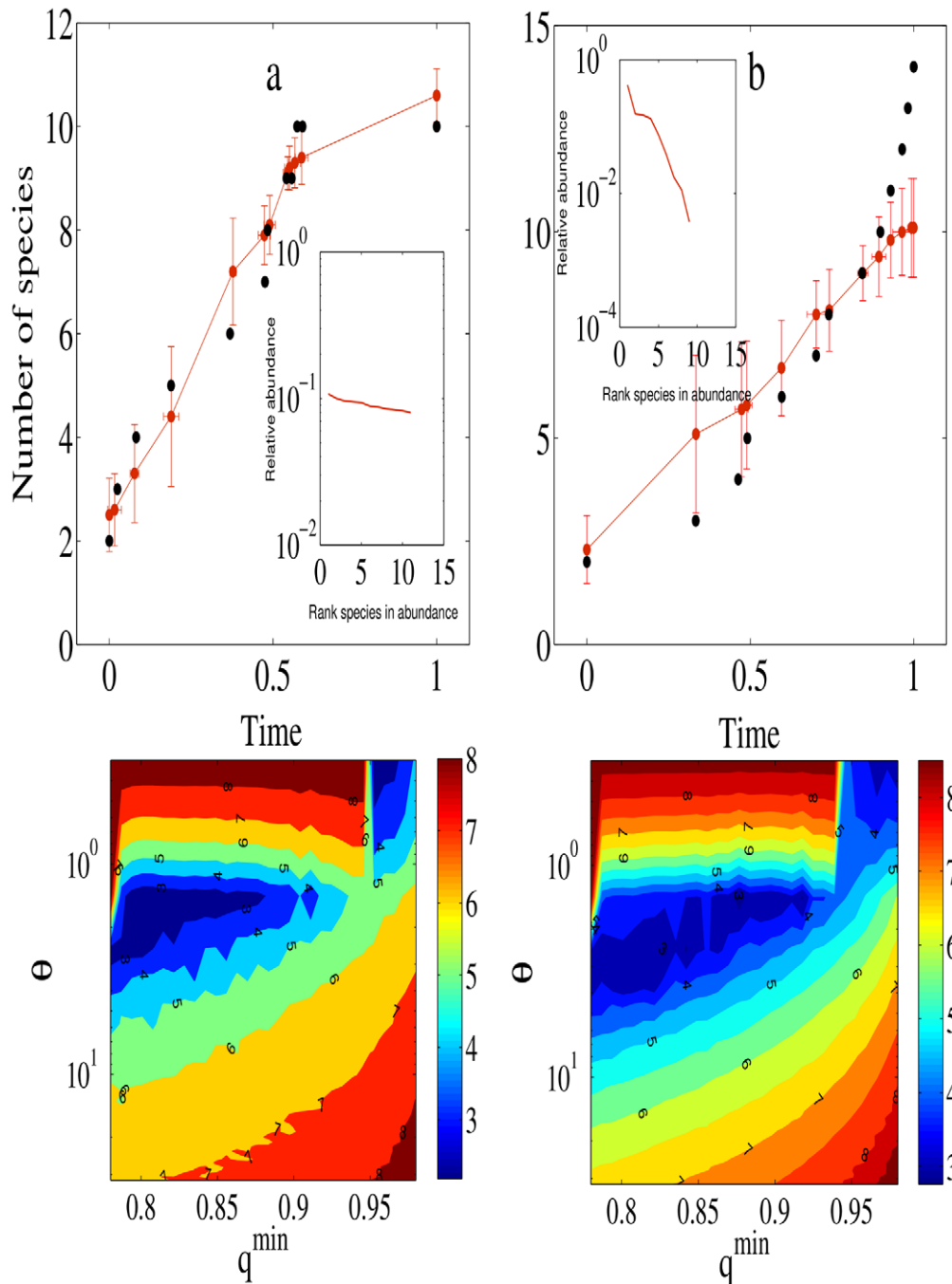


Figure 4. Radiations, number of species, and diversity (data). a, Empirical (black circles) and predicted (red, 95% CI, Methods) species number and speciation events through time for the *Tilapia* cichlid genus [61] in the Lake Barombi Mbo Lake. The best fit is given by the frequency-dependent selection model ($\theta = [1.4]$, $q^{\min} = [0.80]$ and $M = 7.8$ ($M = 9.8$ for the model without frequency-dependent selection, see Methods). Inset in a is the relative species abundance at stationarity given by the parameter combination that best describe the data. b, Empirical (black circles) and predicted (red, 95% CI) species number and speciation events through time for the Darwin's finches [20]. The model without frequency-dependent selection has a slightly lower minimized value than the model with frequency-dependent selection ($\theta = [1.4]$, $q^{\min} = [0.87]$ and $M = 15.8$ vs. $M = 15.9$ for the model with frequency-dependent selection). Inset in b is the relative species abundance at stationarity given by the parameter combination that best describe the data. Bottom, Parameter combinations explored for the *Tilapia* genus (left) and the Darwin's finches (right). Coloring indicates the likelihood value associated with different combinations of parameter values, with the region of "best fit" given by the dark blue area (Methods). The surface was plotted as $\log(M)$ for better clarity of the isoclines. Note that $\theta = 4J\mu$ applies to a broad range of plausible empirical values of J and μ . doi:10.1371/journal.pcbi.1000892.g004

success at mating and their alleles spread quickly through the population.

Mating produces a haploid offspring that differs from both parents following free recombination and mutation (Text S1).

Each nucleotide is inherited from one of the parents with the same probability. The results reported here are for asynchronous mating. Synchronous mating gave similar results, although speciation times were typically longer. According to tests of

multiple model variants in the model without frequency-dependent selection, including parameter variation, self-incompatibility (i.e., by adding a q^{\max} to limit the reproduction of excessively similar individuals, Fig. 5a in Text S1), and mating and dispersal limited to adjacent patches (i.e., 8-patch Moore neighborhood) with and without a wrapped torus (Fig. 5b in Text S1), our results apply quite generally, with the key required properties to generate declining through time speciation rates being the limitations on genetic distance associated with mating and the frequency-dependent selection mechanism.

Results for Fig. 3 are obtained by time-averaging over 10 replicates lasting 2×10^3 generations each. Given J individuals in the initial population, a generation is an update of J time steps. Parameter variation does not affect the overall behavior.

Results for Fig. 4 are obtained after 10^2 replicates for each parameter combination lasting 2×10^3 generations each. We sampled the transients (each generation) and the steady state at the end of each replicate for the species through time and species abundance. We have explored 9×10^3 parameter combinations in the range $\mu \in [10^{-2}, 10^{-4}]$, $q^{\min} \in [0.75, 0.98]$, and community size, $J = [10^3, 2 \times 10^3]$ that satisfy the mathematical condition required for speciation ($q^{\min} > Q^*$, equation A-30 and Box 1 in Text S1). Our results apply quite generally in a broad range of community size (Fig. 3 in Text S1) and speciation rates (Fig. 4 in Text S1).

The fit to the number of species and speciation events through time was done following these steps: 1) Normalize time for observed data and each simulation from the first speciation event to present time within the range $[0, 1]$, 2) From each possible interval, starting with the size of the data until the size of the output in each simulation (2×10^3 generations with increments of 1 generation at each time), we generated the sequence of speciation times that minimizes the difference with the observed speciation times, and 3) Identify the best fit as the one that minimizes the sum of the absolute values of the misfits:

$$M((x_o^{(1)}, y_o^{(1)}), \dots, (x_o^{(S)}, y_o^{(S)}) | \theta, q^{\min}) = \sum_i m_i \quad (4)$$

References

- Turelli M, Barton NH, Coyne JA (2001) Theory and speciation. *Trends Ecol Evol* 16: 330–341.
- Butlin R, Bridle J, Schluter D (2009) *Speciation and Patterns of Diversity*. Cambridge: Cambridge University Press.
- Rosenzweig ML (1995) *Species diversity in space and time*. Cambridge: Cambridge University Press.
- Dieckmann U, Doebeli M (1999) On the origin of species by sympatric speciation. *Nature* 400: 354–357.
- Schluter D (2000) *The ecology of adaptive radiation*. Oxford: Oxford University Press.
- Barracough TG, Savolainen V (2001) Evolutionary rates and species diversity in flowering plants. *Evolution* 55: 677–683.
- Gavrilets S, Losos JB (2009) Adaptive radiation: Contrasting theory with data. *Science* 323: 732–737.
- Gittenberger E (1991) What about non-adaptive radiation? *Biol J Linn Soc Lond* 43: 263–272.
- Rundell RJ, Price TD (2009) Adaptive radiation, nonadaptive radiation, ecological speciation and nonecological speciation. *Trends Ecol Evol* 24: 394–399.
- Rosenzweig ML (1997) Tempo and mode of speciation. *Science* 277: 1622–1623.
- Seehausen O (1999) Speciation and species richness in African cichlids. The Netherlands: University of Leiden.
- Hoelzer GA, Drewes R, Meier J, Doursat R (2008) Isolation-by-distance and outbreeding depression are sufficient to drive parapatric speciation in the absence of environmental fluctuations. *PLoS Comp Biol* 4: 1–11.
- de Aguiar MAM, Baranger M, Baptestini EM, Kaufman L, Bar-Yam Y (2009) Global patterns of speciation and diversity. *Nature* 460: 384–387.
- Coyne JA (1992) Genetics and speciation. *Nature* 355: 511–515.
- Gavrilets S (1999) Dynamics of clade diversification on the morphological hypercube. *Proc Biol Sci* 266: 817–824.
- Seehausen O (2006) African cichlid fish: a model system in adaptive radiation research. *Proc Biol Sci* 273: 1987–1998.
- Lynch M (2007) The frailty of adaptive hypotheses for the origins of organismal complexity. *Proc Natl Acad Sci U S A* 104: 8597–8604.
- Higgs PG, Derrida B (1992) Genetic distance and species formation in evolving populations. *J Mol Evol* 35: 454–465.
- Gavrilets S (2004) *Fitness Landscapes and the Origin of Species*. (Princeton University Press, Princeton).
- Grant PR, Grant R (2008) *How and why species multiply: the radiation of Darwin's finches*. Princeton, NJ: Princeton University Press.
- Grant PR (1999) *Ecology and Evolution of Darwin's finches*. Princeton, NJ: Princeton University Press.
- Seehausen O, van Alphen JM (1999) Can sympatric speciation by disruptive sexual selection explain rapid evolution of cichlid diversity in lake victoria? *Ecol Lett* 4: 262–271.
- Seehausen O (2000) Explosive speciation rates and unusual species richness in haplochromine cichlid fishes: Effects of sexual selection. *Adv Ecol Res* 31: 237–274.
- Huber SK, Leon LFD, Hendry AP, Bermingham E, Podos J (2007) Reproductive isolation of sympatric morphs in a population of Darwin's finches. *Proc R Soc B* 274: 1709–1714.
- Mayr E (1970) *Populations, Species and Evolution*. (Harvard University Press, Cambridge).
- Wu CI (2001) The genic view of the process of speciation. *J Evol Biol* 14: 851–865.
- Welch JJ (2004) Accumulating Dobzhansky-Muller incompatibilities: Reconciling theory and data. *Evolution* 58: 1145–1156.
- Lewontin RC, Kirk D, Crow JF (1966) Selective mating, assortative mating and inbreeding: definitions and implications. *Eugen Q* 15: 141–143.
- Kirkpatrick M, Ravigné V (2002) Speciation by natural and sexual selection: models and experiments. *Am Nat* 159: S22–S35.

where m_i is defined as $(|x_o^{(i)} - x_{sim}^{(i)}| + |y_o^{(i)} - y_{sim}^{(i)}|)$, i.e., in terms of the misfit between observed and simulated species richness, $|x_o^{(i)} - x_{sim}^{(i)}|$, and the misfit in the timing of speciation events $|y_o^{(i)} - y_{sim}^{(i)}|$. $\theta = 4J\mu$ and q^{\min} are our model parameters. Our search is performed for a broad range of plausible empirical values for $J\mu$ and q^{\min} constant and satisfying $q^{\min} > Q^*$ (Text S1).

If our errors per data point are a random variable M_i following the exponential distribution, $M_i \sim \exp(-m_i)$, and, assuming error independence, our measure of misfit M is the model negative log-likelihood [59]. Confidence intervals have been calculated by taking the percentiles 0.05 and 0.95 from the distributions of values of different model replicates. Model replicates were generated with the best parameter estimates for θ and q^{\min} along with a family of pairs within 2 log-likelihood units away from the minimum [60] (Fig. 4 in Text S1).

Supporting Information

Text S1 Frequency-dependent selection predicts patterns of radiations and biodiversity.

Found at: doi:10.1371/journal.pcbi.1000892.s001 (0.22 MB PDF)

Acknowledgments

We thank Andrew Allen, John Alroy, Geoff Conner Newlan, Jonathan Davies, Michael Kopp and Jai Ranganathan for useful comments on the development of the present study.

Author Contributions

Conceived and designed the experiments: DPV. Analyzed the data: CJM SA. Contributed reagents/materials/analysis tools: CJM DA JR SA. Wrote the paper: CJM DA DPV JR SA.

30. Lieberman E, Hauert C, Nowak MA (2005) Evolutionary dynamics on graphs. *Nature* 433: 312–316.
31. Etienne RS, Alonso D, McKane AJ (2007) The zero-sum assumption in neutral biodiversity theory. *J Theor Biol* 248: 522–536.
32. Qvarnström A, Bailey RI (2009) Speciation through evolution of sex-linked genes. *Heredity* 102: 4–15.
33. Dobzhansky T (1936) Studies on hybrid sterility. ii. localization of sterility factors in *Drosophila pseudoobscura* hybrids. *Genetics* 21: 113–135.
34. Muller HJ (1942) Isolating mechanisms, evolution, and temperature. *Biol Symp* 6: 71–125.
35. Orr HA (1995) The population genetics of speciation: the evolution of hybrid incompatibilities. *Genetics* 139: 1805–1813.
36. Doebeli M, Dieckmann U (2000) Evolutionary branching and sympatric speciation caused by different types of ecological interactions. *Am Nat* 156: 77–101.
37. Van Doorn GS, Weissing FJ (2002) Ecological versus sexual selection models of sympatric speciation: A synthesis. *Selection* 2: 17–40.
38. Takahata N, Nei M (1990) Allelic genealogy under overdominant and frequency-dependent selection and polymorphism of major histocompatibility complex loci. *Genetics* 124: 967–978.
39. Clark NL, Aagaard JE, Swanson WJ (2006) Evolution of reproductive proteins from animals and plants. *Reproduction* 131: 11–22.
40. Palumbi SR (2009) Speciation and the evolution of gamete recognition genes: pattern and process. *Heredity* 102: 66–76.
41. Fisher RA (1958) *The genetical theory of natural selection*. New York: 2nd edition, Dover.
42. Ayala FJ, Campbell CA (1974) Frequency-dependent selection. *Annu Rev Ecol Syst* 5: 115–138.
43. Hori M (1993) Frequency-dependent natural selection in the handedness of scale-eating cichlid fish. *Science* 260: 216–219.
44. Doebeli M, Dieckmann U (2005) Adaptive dynamics as a mathematical tool for studying the ecology of speciation processes. *J Evol Biol* 18: 1194–1200.
45. Van Doorn GS, Dieckmann U (2006) The long-term evolution of multilocus traits under frequency-dependent disruptive selection. *Evolution* 60: 2226–2238.
46. Spencer CC, Tyerman J, Bertrand M, Doebeli M (2008) Adaptation increases the likelihood of diversification in an experimental bacterial lineage. *Proc Natl Acad Sci U S A* 105: 1585–1589.
47. Ricklefs RE (2007) Estimating diversification rates from phylogenetic information. *Trends Ecol Evol* 22: 601–610.
48. Alroy J, Aberhan M, Bottjer DJ, Foote M, Fsih FT, et al. (2008) Phanerozoic trends in the global diversity of marine invertebrates. *Science* 321: 97–100.
49. Klicka J, Zink RM (1997) The importance of recent ice ages in speciation: a failed paradigm. *Science* 277: 1666–1669.
50. Nee S, Mooers AO, Harvey PH (1992) Tempo and mode of evolution revealed from molecular phylogenies. *Proc Natl Acad Sci U S A* 89: 8322–8326.
51. Foote M (1997) The evolution of morphological diversity. *Annu Rev Ecol Syst* 28: 129–152.
52. Phillimore BA, Price TD (2008) Density-dependent cladogenesis in birds. *PLoS Biol* 6: e71.
53. McPeck MA (2008) The ecological dynamics of clade diversification and community assembly. *Am Nat* 172: E270–E284.
54. Allen AP, Savage VM (2007) Setting the absolute tempo of biodiversity dynamics. *Ecol Lett* 10: 637–646.
55. Manzo F, Peliti L (1994) Geographic speciation in the Higgs-Derrida model of species formation. *J Phys A Math Gen* 27: 7079–7086.
56. Ma J, Ratan A, Rancey BJ, Suh BB, Miller W, et al. (2008) The infinite sites model of genome evolution. *Proc Natl Acad Sci U S A* 105: 14254–14261.
57. Lynch M (2007) *The Origins of Genome Architecture* Sinauer Associates.
58. Bikard D, Patel D, Le Mette C, Giorgi V, Camilleri C, et al. (2009) Divergent evolution of duplicate genes leads to genetic incompatibilities within *A. thaliana*. *Science* 323: 623–626.
59. Tarantola A (2006) Popper, Bayes and the inverse problem. *Nat Phys* 2: 492–494.
60. Bolker BM (2008) *Ecological models and data in R* Princeton University Press.
61. Schliwien UK, Klee B (2004) Reticulate sympatric speciation in Cameroonian crater lake cichlids. *Front Zool* 1: 1–12.