







Supplementary Table 2. Location of sentinel nodes according to injection sites.

	 (n=12)	 (n=6)	 (n=6)	 (n=6)	 (n=6)	 (n=6)
Number of sentinel lymph nodes, n (%)						
Right external iliac	57 (30)	10 (12)	9 (20)	15 (29)	16 (20)	22 (40)
Left external iliac	36 (19)	20 (25)	12 (27)	6 (12)	25 (30)	13 (24)
Right internal iliac	24 (13)	17 (21)	3 (7)	8 (15)	6 (7)	7 (13)
Left internal iliac	15 (8)	12 (15)	10 (23)	5 (10)	10 (12)	1 (2)
Right common iliac	23 (12)	6 (7)	1 (2)	7 (13)	7 (9)	5 (9)
Left common iliac	19 (10)	2 (2)	1 (2)	2 (4)	5 (6)	4 (7)
Right fossa of Marcille	7 (4)	2 (2)	0	8 (15)	5 (6)	3 (5)
Left fossa of Marcille	8 (4)	12 (15)	8 (18)	1 (2)	8 (10)	0
Total number of nodes	189	81	44	52	82	55

Percentages may not sum due to rounding.