

Measurement of the inclusive jet cross-section in proton-proton collisions at $\sqrt{s} = 7$ TeV using 4.5 fb^{-1} of data with the ATLAS detector



The ATLAS collaboration

E-mail: atlas.publications@cern.ch

ABSTRACT: The inclusive jet cross-section is measured in proton-proton collisions at a centre-of-mass energy of 7 TeV using a data set corresponding to an integrated luminosity of 4.5 fb^{-1} collected with the ATLAS detector at the Large Hadron Collider in 2011. Jets are identified using the anti- k_t algorithm with radius parameter values of 0.4 and 0.6. The double-differential cross-sections are presented as a function of the jet transverse momentum and the jet rapidity, covering jet transverse momenta from 100 GeV to 2 TeV. Next-to-leading-order QCD calculations corrected for non-perturbative effects and electroweak effects, as well as Monte Carlo simulations with next-to-leading-order matrix elements interfaced to parton showering, are compared to the measured cross-sections. A quantitative comparison of the measured cross-sections to the QCD calculations using several sets of parton distribution functions is performed.

KEYWORDS: Hadron-Hadron Scattering

ARXIV EPRINT: [1410.8857](https://arxiv.org/abs/1410.8857)

Contents

1	Introduction	1
2	Definition of the cross-section	2
3	The ATLAS detector	3
4	Monte Carlo simulation	3
5	Theoretical predictions	4
5.1	NLO pQCD calculations	4
5.2	Non-perturbative corrections to the NLO pQCD calculations	4
5.3	Predictions from NLO matrix elements with LL parton showers	6
5.4	Electroweak corrections	6
6	Event selection	8
6.1	Data set	8
6.2	Trigger and offline event selection	8
6.3	Jet reconstruction and calibration	9
6.4	Validity and consistency checks of the analysis	10
7	Unfolding of detector effects	10
8	Experimental systematic uncertainties	12
9	Results	15
10	Conclusions	18
A	Tables of the measured cross-sections	22
	The ATLAS collaboration	39

1 Introduction

At the Large Hadron Collider (LHC) [1], jet production in proton-proton collisions can be explored in the TeV regime. In quantum chromodynamics (QCD), jet production can be interpreted as the fragmentation of quarks and gluons produced in the scattering process and its measurement provides information about the colour-exchange interaction. Therefore, the measurement of the inclusive jet cross-section at the LHC provides a test of the validity of perturbative QCD (pQCD) and the results can contribute to the determination

of the parton distribution functions (PDFs) in the proton, in the pQCD framework. The ALICE, ATLAS and CMS Collaborations have measured inclusive jet cross-sections at centre-of-mass energies, $\sqrt{s} = 2.76$ TeV [2, 3] and $\sqrt{s} = 7$ TeV [4–8]. These data are generally well described by next-to-leading-order (NLO) pQCD calculations to which corrections for non-perturbative effects from hadronisation and the underlying event are applied.

In this paper, the measurement of the double-differential inclusive jet cross-section is presented as a function of the transverse momentum of the jets, p_T , and their rapidity,¹ y , at $\sqrt{s} = 7$ TeV using the data collected by the ATLAS experiment in 2011, corresponding to an integrated luminosity of 4.5 fb^{-1} . The measurement is performed using jets with $p_T \geq 100$ GeV and $|y| < 3$. The integrated luminosity of the data used in this paper is more than 100 times larger than that of the previous ATLAS measurement [5], allowing larger kinematic reach, with the jet p_T measured up to 2 TeV, corresponding to $x_T = 2p_T/\sqrt{s} \lesssim 0.6$. A precise measurement with full details of uncertainties and their correlations is performed taking advantage of the increased statistical power and improved jet calibration [9]. A set of NLO pQCD calculations, to which corrections for both non-perturbative QCD effects and electroweak effects are applied, is compared to the results. The comparison is quantitatively evaluated.

The outline of the paper is as follows. The inclusive jet cross-section is defined in section 2. A brief description of the ATLAS detector is given in section 3. The Monte Carlo simulations and the theoretical predictions are described in sections 4 and 5. The event selection is presented in section 6, followed by discussions of the unfolding of detector effects and the systematic uncertainties in the measurement in sections 7 and 8, respectively. The results are presented in section 9, together with a quantitative evaluation of the theory predictions in comparison to the measurement. The conclusions are given in section 10.

2 Definition of the cross-section

Jets are identified using the anti- k_t algorithm [10] in the four-momentum recombination scheme, implemented in the FASTJET [11, 12] software package. Two values of the jet radius parameter, $R = 0.4$ and $R = 0.6$, are considered. Inputs to the jet algorithm can be partons in the NLO pQCD calculation, stable particles after the hadronisation process in the Monte Carlo simulations, or energy deposits in the detector.

Throughout this paper, the jet cross-section refers to the cross-section of jets clustered from stable particles with a proper mean lifetime, τ , given by $c\tau > 10$ mm. Muons and neutrinos from decaying hadrons are included in this definition. These jets are referred to as particle-level jets in this paper.

Jets built using partons from NLO pQCD predictions are referred to as parton-level jets. The NLO pQCD predictions with the parton-level jets must be corrected for hadroni-

¹ATLAS uses a right-handed coordinate system with its origin at the nominal interaction point (IP) in the centre of the detector and the z -axis along the beam pipe. The x -axis points from the IP to the centre of the LHC ring, and the y -axis points upward. Rapidity is defined as $y = 0.5 \ln \frac{E+p_z}{E-p_z}$ where E denotes the energy and p_z is the component of the momentum along the beam direction. The pseudorapidity, η , is defined in terms of the polar angle θ as $\eta = -\ln \tan(\theta/2)$.

sation and underlying-event effects in order to be compared to the particle-level measurements.

The double-differential inclusive jet cross-section, $d^2\sigma/dp_T dy$, is measured in bins of the jet p_T and y , averaged in each bin. The measurement is performed in a kinematic region with $p_T \geq 100$ GeV and $|y| < 3$.

3 The ATLAS detector

The ATLAS detector consists of a tracking system (inner detector) immersed in a 2 T axial magnetic field and covering pseudorapidities up to $|\eta| = 2.5$, electromagnetic and hadronic sampling calorimeters up to $|\eta| = 4.9$, and muon chambers in an azimuthal magnetic field provided by a system of toroidal magnets. A detailed description of the ATLAS detector can be found in ref. [13].

The inner detector consists of layers of silicon pixel detectors, silicon microstrip detectors and transition radiation tracking detectors. In this analysis, it is used for the reconstruction of vertices from tracks. Jets are reconstructed using energy deposits in the calorimeters, whose granularity and material vary as a function of η . The fine-granularity electromagnetic calorimeter uses lead as absorber and liquid argon (LAr) as the active medium. It consists of a barrel ($|\eta| < 1.475$) and two endcap ($1.375 < |\eta| < 3.2$) regions. The hadronic calorimeter is divided into five distinct regions: a barrel region ($|\eta| < 0.8$), two extended barrel regions ($0.8 < |\eta| < 1.7$) and two endcap regions ($1.5 < |\eta| < 3.2$). The barrel and extended barrel regions are instrumented with steel/scintillator-tile modules and the endcap regions are instrumented using copper/LAr modules. Finally, the forward calorimeter ($3.1 < |\eta| < 4.9$) is instrumented with copper/LAr and tungsten/LAr modules to provide electromagnetic and hadronic energy measurements, respectively.

4 Monte Carlo simulation

For the simulation of the detector response to scattered particles in proton-proton collisions, events are generated with the PYTHIA 6.425 [14] generator. This utilises leading-order (LO) pQCD matrix elements for $2 \rightarrow 2$ processes, along with a leading-logarithmic (LL) p_T -ordered parton shower [15] including photon radiation, underlying-event simulation with multiple parton interactions [16], and hadronisation with the Lund string model [17]. A sample generated with the Perugia 2011 set of parameter values (tune) [18] and the CTEQ 5L PDF set [19] is used for correction of detector effects in this measurement.

The stable particles from the generated events are passed through the ATLAS detector simulation [20] based on the GEANT4 software tool kit [21]. Effects from multiple proton-proton interactions in the same and neighbouring bunch crossings are included by overlaying minimum-bias events, which consist of single-, double- and non-diffractive collisions generated by the PYTHIA 6.425 generator. The number of overlaid minimum-bias events follows a Poisson distribution with its mean equal to the averaged number of interactions per bunch-crossing throughout the analysed data-taking period.

For evaluation of non-perturbative effects, the PYTHIA 8.175 [22] and HERWIG++ 2.6.3 [23, 24] generators are also employed as described in section 5.2. The latter utilises LO

$2 \rightarrow 2$ matrix elements with an LL angle-ordered parton shower [25]. It implements an underlying-event simulation based on an eikonal model [26] and hadronisation based on a cluster model [27].

5 Theoretical predictions

Theoretical predictions of the cross-section to be compared to the measurement are obtained from NLO pQCD calculations with corrections for non-perturbative effects. Predictions from NLO matrix elements interfaced to a Monte Carlo (MC) simulation of shower partons are also considered. In both cases, the predictions are corrected for electroweak effects.

5.1 NLO pQCD calculations

The NLO pQCD predictions are calculated by the NLOJET++ 4.1.2 program [28]. The APPLGRID software [29] is interfaced with NLOJET++ for fast and flexible calculations with various PDF sets and various values of the renormalisation and factorisation scales. The renormalisation scale, μ_R , and the factorisation scale, μ_F , are chosen to be the leading jet transverse momentum, p_T^{\max} , for each event. Predictions are made with several NLO PDF sets, namely CT10 [30], MSTW2008 [31], NNPDF 2.1 [32, 33], ABM 11 ($n_f = 5$, i.e. for five fixed flavours) [34] and HERAPDF 1.5 [35]. The value of the strong coupling constant, α_S , is set to that assumed in the corresponding PDF set.

Uncertainties in the PDF sets, the choice of renormalisation and factorisation scales, and the uncertainty in the value of α_S are considered as sources of uncertainties in the NLO pQCD calculations. Uncertainties in the PDF sets are propagated through the calculations following the prescription given for each PDF set and the PDF4LHC recommendations [36]. The evaluated uncertainties on the predictions are scaled to the 68% confidence level for all PDF sets. Calculations are redone with varied renormalisation and factorisation scales to estimate the uncertainty due to missing higher-order terms in the pQCD expansion. The nominal scales are multiplied by factors of $(f_{\mu_R}, f_{\mu_F}) = (0.5, 0.5), (1, 0.5), (0.5, 1), (2, 1), (1, 2), (2, 2)$. The envelope of resulting variations of the prediction is taken as the scale uncertainty. The uncertainty reflecting the α_S precision is evaluated following the recommended prescription of the CTEQ group [37], by calculating the cross-sections using a series of PDFs which are derived with various fixed α_S values.

Figure 1 shows the relative uncertainties in the NLO pQCD calculations evaluated using the CT10 PDF set for the inclusive jet cross-section as a function of the jet p_T , in representative rapidity bins for jets with $R = 0.6$. The uncertainty is mostly driven by the PDF uncertainty in the region $p_T > 0.5$ TeV or in the high-rapidity region. The uncertainties for the calculations with $R = 0.4$ are similar.

5.2 Non-perturbative corrections to the NLO pQCD calculations

Non-perturbative corrections are applied to the parton-level cross-sections from the NLO pQCD calculations. The corrections are derived using LO MC generators complemented by an LL parton shower. The correction factors are calculated as the bin-by-bin ratio

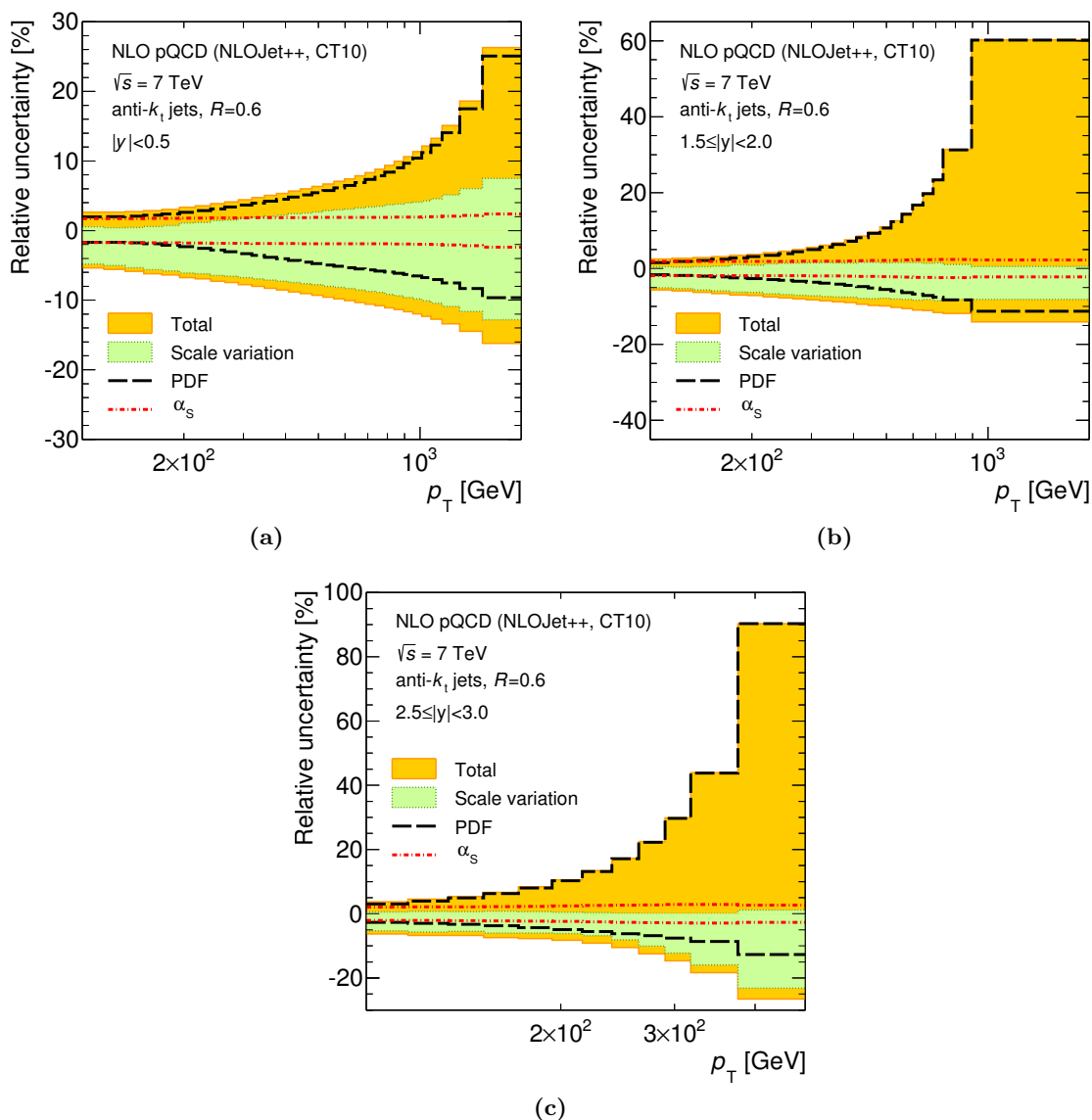


Figure 1. The uncertainty in the NLO pQCD prediction of the inclusive jet cross-section at $\sqrt{s} = 7$ TeV, calculated using NLOJET++ with the CT10 PDF set, for anti- k_t jets with $R = 0.6$ shown in three representative rapidity bins (as indicated in the legends), as a function of the jet p_T . In addition to the total uncertainty, the uncertainties from the scale choice, the PDF set and the strong coupling constant are shown.

of the MC cross-sections obtained with and without modelling of hadronisation and the underlying event. The NLO pQCD calculations are then multiplied by these factors.

The correction factors are evaluated using several generators and tunes: PYTHIA 6.425 using the AUET2B [38] and Perugia 2011 [18] tunes, HERWIG++ 2.6.3 using the UE-EE-3 [39] tune, and PYTHIA 8.157 using the 4C [40] and AU2 [41] tunes. The CTEQ6L1 PDF set [42] is used except for the calculation with the Perugia 2011 tune, where the CTEQ5L PDF set is used. The baseline correction is taken from PYTHIA with the Perugia 2011 tune. The envelope of all correction factors is considered as a systematic uncertainty.

The correction factors are shown in figure 2 in representative rapidity bins for jets with $R = 0.4$ and $R = 0.6$, as a function of the jet p_T . The baseline correction factors behave similarly as a function of the jet p_T for $R = 0.4$ and $R = 0.6$, with a 3–4% correction at most. The values from the other tunes and generators show different p_T dependences for $R = 0.4$ and $R = 0.6$. These differences between the two jet sizes result from the different interplay of hadronisation and underlying-event effects. In the high-rapidity region, the uncertainties are similar in size to those in the low-rapidity region at low p_T , but do not decrease with the jet p_T as rapidly as in the low-rapidity region.

5.3 Predictions from NLO matrix elements with LL parton showers

Predictions from POWHEG dijet production² [44] are also compared to the measured cross-sections. The predictions are made with the POWHEG BOX 1.0 package [45–47]. The POWHEG generator utilises NLO matrix elements and can be interfaced to different MC programs to simulate parton showers, the underlying event and hadronisation.

Events are generated for $2 \rightarrow 2$ partonic scattering with the renormalisation and factorisation scales set to p_T^{Born} , the transverse momentum of the scattered parton. In addition to the hard scatter, the hardest partonic radiation in the event is generated by the POWHEG generator. The event configuration is then passed to the PYTHIA generator to be evolved to the particle level, where the radiative emissions in the parton shower are limited by a matching scale given by POWHEG. The predictions are made with the CT10 PDF set using two PYTHIA tunes, AUET2B and Perugia 2011.

The uncertainty in the partonic event generation with the POWHEG generator is expected to be similar to that in the NLOJET++ calculations. The matching of the POWHEG generator to the PYTHIA generator can alter the parton shower, the initial-state radiation and the multiple interactions, but the procedure to evaluate the uncertainty on this matching is not well defined. Therefore, the POWHEG predictions are used without uncertainties.

5.4 Electroweak corrections

The electroweak corrections are provided by the authors of ref. [48]. The corrections comprise tree-level effects of $O(\alpha\alpha_S, \alpha^2)$ as well as weak loop effects of $O(\alpha\alpha_S^2)$ on the cross-section, where α is the electroweak coupling constant. Effects of photon or W/Z radiation are not included in the corrections, though real W/Z radiation may affect the cross-section by a few percent at $p_T \sim 1$ TeV as the calculation at $\sqrt{s} = 14$ TeV in ref. [49] shows. The correction factors are derived by considering NLO electroweak effects on an LO QCD prediction in the phase space considered here.³ Figure 3 shows the electroweak corrections for jets with $R = 0.6$, in the lowest rapidity bins. The correction reaches more than 10% for $p_T > 1$ TeV in the lowest rapidity bin, but decreases rapidly as the rapidity increases. It is less than 1% for jets with $|y| > 1$.

²POWHEG revision 2169 [43] is used with an option `doublefsr 1` to activate the $q \rightarrow gq$ and $g \rightarrow \bar{q}q$ splitting processes.

³Calculations specific to the present measurements are provided by the authors. The numerical values of the parameters are given in ref. [48]. The renormalisation and factorisation scales are set to the leading jet p_T .

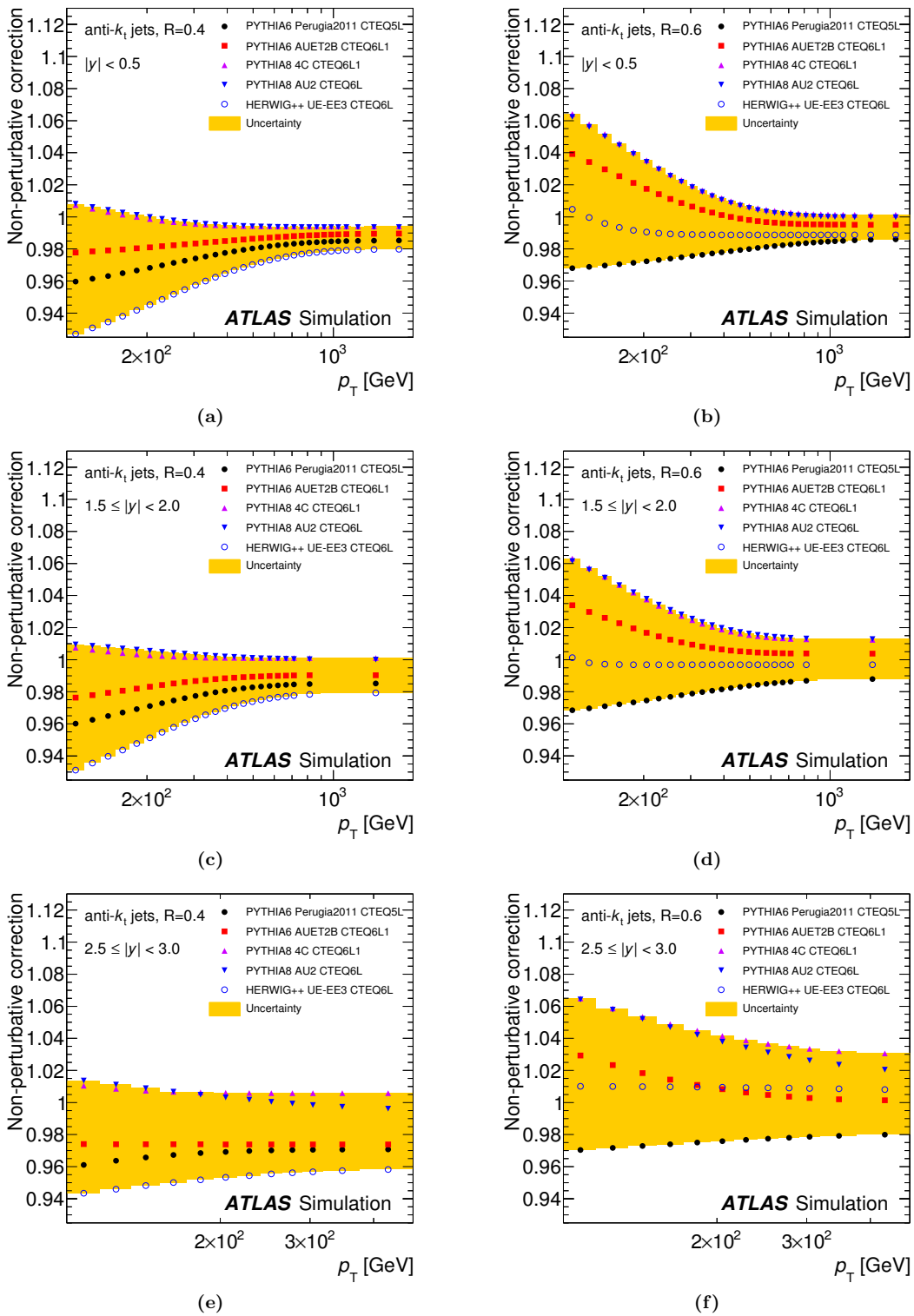


Figure 2. Non-perturbative correction factors applied to fixed order NLO calculations of the inclusive jet cross-section for anti- k_t jets, with (a), (c), (e) $R = 0.4$ and (b), (d), (f) $R = 0.6$ in representative rapidity bins (as indicated in the legends), as a function of the parton-level jet p_T , calculated from MC simulations with various tunes.

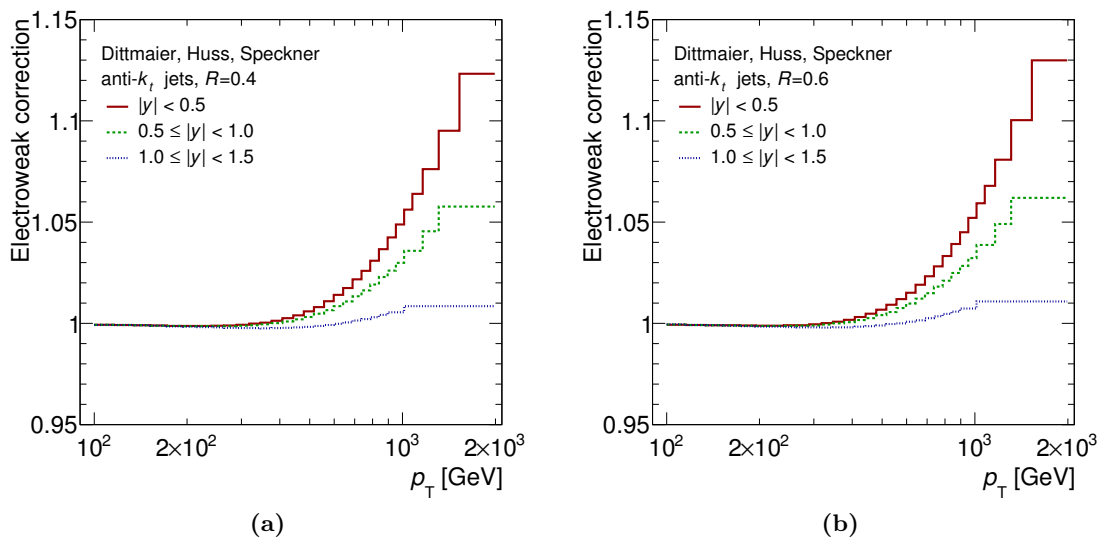


Figure 3. Electroweak correction factors for the inclusive jet cross-section for anti- k_t jets with (a) $R = 0.4$ and (b) $R = 0.6$ in the low rapidity bins with $|y| < 1.5$ as a function of the jet p_T .

The corrections are multiplicatively applied to the NLO QCD predictions from NLOJET++ and POWHEG. Alternatively, the corrections can be applied only to the LO QCD term in the predictions from NLOJET++ [50]. This alternative procedure results in predictions that are lower by 3% (4%) for jets with $R = 0.4$ ($R = 0.6$) at most.

6 Event selection

6.1 Data set

The measurement is made using proton-proton collision data at $\sqrt{s} = 7$ TeV collected by the ATLAS detector during the data-taking period of the LHC in 2011. The total integrated luminosity corresponds to 4.5 fb^{-1} [51]. Due to the increasing instantaneous luminosity at the LHC, the average number of proton-proton interactions per bunch crossing, $\langle \mu \rangle$, increased from $\langle \mu \rangle \sim 5$ at the beginning of the data-taking period to $\langle \mu \rangle \sim 18$ at the end. The number of colliding bunches increased in 2011 with respect to the previous ATLAS measurements [5] with a minimum bunch spacing of 50 ns.

The overlay of multiple proton-proton interactions in the same and neighbouring bunch crossings are called in-time and out-of-time pile-up, respectively. They affect the energy measurement due to additional energy deposits in the calorimeter and residual electronic signals in the readout system. This is corrected in the jet calibration. As a consequence of the pile-up, an event may have additional low- p_T jets which do not originate from the hardest interaction. Their contribution is negligible in the kinematic region of this measurement. Several checks are done as described in section 6.4.

6.2 Trigger and offline event selection

The ATLAS trigger system is composed of three consecutive levels: level 1, level 2 and the event filter, with progressively larger processing time available per event, finer granularity

and access to more detector systems. Online event selection was done using a set of single-jet triggers. Each single-jet trigger selects events that contain a jet with transverse momentum above a certain threshold at the electromagnetic scale⁴ in the region $|\eta| < 3.2$. Online jet reconstruction uses the anti- k_t algorithm with a jet radius parameter of $R = 0.4$ at the event filter. Depending on its output rate, a single-jet trigger may be suppressed by recording only a predefined fraction of events. Since the jet-production rate falls steeply with the jet p_T , triggers with different p_T thresholds are considered in this measurement. The triggers with low p_T thresholds are highly suppressed. For a given offline jet p_T value, the least suppressed trigger whose efficiency is greater than 99% is used.

All events used in this measurement were collected during stable beams conditions. They are required to pass data-quality requirements from the relevant detector systems for jet reconstruction. In addition, events are required to have at least one well-reconstructed vertex, which must have at least two associated tracks with $p_T > 400$ MeV and be consistent with the proton-proton collision region. The number of vertices which fulfil these criteria is used in studies of pile-up effects and is denoted by N_{PV} .

6.3 Jet reconstruction and calibration

Jets are reconstructed with the anti- k_t algorithm using topological cell clusters [52] in the calorimeter as input objects. These clusters are constructed from calorimeter cells at the electromagnetic scale and are then calibrated using local hadronic calibration weights (LCW) [53]. The LCW correct for the non-compensating response of the ATLAS calorimeters, for energy losses in inactive regions of the detector, and for signal losses due to the clustering itself.

Reconstructed jets require the following corrections [9]. Additional energy due to pile-up is subtracted by applying a correction derived from MC simulation as a function of N_{PV} , $\langle\mu\rangle$ in bins of the jet η and p_T . The jet direction is corrected under the assumption that the jet originates from the hardest event vertex, which is the vertex with the highest $\sum p_T^2$ of associated tracks. The jet energy and direction are further corrected to account for instrumental effects which cannot be corrected at the level of the topological cell clusters. These corrections are derived from MC simulations. Finally, jets reconstructed in data are corrected based on in-situ p_T -balance measurements, to account for residual differences between MC simulation and data.

Jets are required to pass jet-quality selections to reject fake jets reconstructed from non-collision signals, such as beam-related background, cosmic rays or detector noise. The “Medium” selection described in ref. [54] is applied, which gives an efficiency larger than 99% for jets with $p_T \geq 100$ GeV.

Part of the data-taking period was affected by a read-out problem in a region of the LAr calorimeter, causing jets in this region to be poorly reconstructed. In order to avoid any bias in the measurement, jets reconstructed in the region $-0.1 < \eta < 1.5$ and $-0.88 < \phi < -0.50$ were rejected in both data and MC simulation, regardless of

⁴The electromagnetic scale is the basic signal scale to which the ATLAS calorimeters are calibrated. It does not take into account the lower response to hadrons.

the data-taking period. The unfolding procedure described in section 7 corrects for the corresponding inefficiency.

All selected jets with $p_T \geq 100$ GeV, $|y| < 3$, and a positive decision from the trigger in the corresponding kinematic region are considered in this analysis.

6.4 Validity and consistency checks of the analysis

The following checks are performed on the selected jet distributions to confirm the validity and consistency of the analysis. The distributions of the jet η and ϕ are well described by the MC simulation. The simulation reproduces the effects of the energy corrections for time-dependent calorimeter defects. To ascertain the robustness against pile-up, jet p_T distributions in the data are extracted separately in bins of N_{PV} and $\langle \mu \rangle$. No statistically significant deviation compared with the effect from the pile-up component of the uncertainty in the jet energy scale (JES) is observed. The stability of the jet yield over time shows no significant variations, indicating stability against the increase of pile-up at the LHC and against time-dependent calorimeter defects. Track information is used to verify that the selected jets come from the hardest event vertex. The events containing the highest- p_T jets in each rapidity region are visually scanned, assuring no contamination of the events by fake jets.

7 Unfolding of detector effects

Cross-sections are measured in six rapidity bins as a function of the jet p_T . The definition of the p_T bins is chosen to ensure that the statistical uncertainty in each bin is less than 40% of the systematic uncertainty discussed in section 8. Furthermore, according to the MC simulation, at least half of the jets reconstructed in each bin of the measurement must be generated in the same bin at the particle level. In addition, correlations due to bin-to-bin migration between adjacent bins are required to be less than 80%.

The data distribution is unfolded to correct for detector inefficiencies and resolution effects to obtain the particle-level cross-section. The Iterative, Dynamically Stabilised (IDS) unfolding method [55], a modified Bayesian technique, is used. This method takes into account the migrations of events across the bins and uses a data-driven regularisation. It is performed separately for each rapidity bin, since the migrations across rapidity bins are small while those across jet p_T bins are significant. The migrations across rapidity bins are taken into account in bin-by-bin corrections.

A transfer matrix which relates the p_T of the jet at the particle level and that after the reconstruction is used in the unfolding process. It is derived by matching a particle-level jet with a reconstructed jet in MC simulations, when both are closer to one another than to any other jet and lie within a radius of $\Delta R_{jj} = 0.3$, where ΔR_{jj} is the distance between two jets in the (η, ϕ) -plane. If jets migrate to other rapidity bins, they are unmatched. The p_T spectra of unmatched reconstructed jets are used to determine the sample purity, $r_{\mathcal{P}}$, which is defined as the fraction of reconstructed jets that are matched. The analysis efficiency, $r_{\mathcal{E}}$, is derived from the p_T spectra of matched particle-level jets and is defined

as the fraction of particle-level jets that are matched. The migrations across p_T bins are irrelevant to the definition of $r_{\mathcal{P}}$ and $r_{\mathcal{E}}$.

The data are unfolded to the particle level in a three-step procedure. First, they are corrected for the sample impurities, followed by unfolding for the p_T migration. Finally, the data are corrected for the analysis inefficiencies. The final result is given by

$$N_i^{\text{part}} = \sum_j N_j^{\text{reco}} \cdot r_{\mathcal{P},j} \cdot A_{ij} / r_{\mathcal{E},i}, \quad (7.1)$$

where i and j are the particle-level and reconstructed bin indices, respectively, N_k^{part} and N_k^{reco} are the number of particle-level jets and the number of reconstructed jets in bin k , and A_{ij} is an unfolding matrix extracted from the transfer matrix. This unfolding matrix gives the probability for a reconstructed jet in p_T bin j to originate from particle-level p_T bin i . The number of iterations in the IDS unfolding method is chosen such that the bias in the closure test described below is small, at most at the percent level in bins with a statistical uncertainty of less than 20%. In this measurement, this is achieved after one iteration.

The precision of the unfolding technique is studied using a data-driven closure test. In this study, the particle-level p_T spectrum in the MC simulation is reweighted in the transfer matrix, such that significantly improved agreement between the resulting reconstructed spectrum and the data is obtained. The reconstructed spectrum in this reweighted MC simulation is then unfolded using the same procedure as for the data. Comparison of the spectrum obtained from the unfolding procedure with the original reweighted particle-level spectrum provides an estimate of the unfolding bias, which is interpreted as the associated systematic uncertainty.

As an estimate of further systematic uncertainties, the unfolding procedure is repeated using different transfer matrices created with tighter and looser matching criteria of $\Delta R_{jj} = 0.2$ and $\Delta R_{jj} = 0.4$. The deviations of the results from the nominal unfolding result are considered as an additional uncertainty. They are found to be smaller than 0.05%.

The statistical uncertainties are propagated through the unfolding procedure by performing pseudo-experiments. An ensemble of pseudo-experiments is created in which a weight is applied to each event in both the data and the MC sample, using a Poisson distribution with expectation value equal to one. This procedure takes into account the correlation between jets produced in the same event. For a combination of this measurement with other results using the same data set, the pseudo-random Poisson distribution is seeded uniquely for each event based on the event number and the run number in the ATLAS experiment. The fluctuation of the MC sample is also done in a similar way, where both the transfer matrix and the efficiency corrections are modified. The unfolding is performed in each pseudo-experiment and a set of results from the ensemble is used to calculate a covariance matrix. The total statistical uncertainty is obtained from the covariance matrix, where bin-to-bin correlations are also encoded. The separate contributions from the data and from the MC statistics can be obtained from the same procedure by fluctuating only either the data or the MC samples.

The unfolding procedure is repeated for the propagation of the uncertainties in the jet energy and angle measurements, as described in the next section.

8 Experimental systematic uncertainties

The sources of systematic uncertainty considered in this measurement are those associated with the jet reconstruction and calibration, the unfolding procedure, and the luminosity measurement. Uncertainties related to the trigger efficiency are found to be negligible and are not considered.

The uncertainty in the JES is the dominant source of uncertainty in the inclusive jet cross-section measurement. The full description of the JES uncertainty can be found in ref. [9] and a brief description is given in appendix A. The total size of the JES uncertainty is below 2% in the central region and increases to 4% in the forward region for jets with $p_T \sim O(100)$ GeV. The correlations among the components of the JES uncertainty are described by 63 nuisance parameters which are treated as independent. Each corresponding uncertainty component in the JES is assumed to have a Gaussian uncertainty which is fully correlated across the jet p_T and rapidity ranges.

An uncertainty component is added specifically for this measurement, to take into account that the MC sample used in the unfolding is generated with a tune different from that used in the derivation of the jet calibration. This component is derived from a comparison of jet- p_T responses, which are ratios of the reconstructed jet p_T to the particle-level jet p_T , between the two MC samples. Its size is $O(0.1)\%$ for central jets, with a maximum value of 3% for the jets with the highest pseudorapidity in this measurement.

The JES uncertainty is propagated to the measured cross-section. For each component of the JES uncertainty, the jet energies are scaled up and down by one standard deviation in the MC simulation. The resulting p_T spectra are unfolded using the nominal unfolding matrix. The original MC p_T spectra are also unfolded and the difference is taken as the uncertainty on the cross-section measurement from the given component.

Since the knowledge of the correlations between the experimental components of the JES uncertainty is limited, two different configurations of nuisance parameters are considered. They are constructed with different assumptions on the correlations of the components and have “stronger” and “weaker” correlations with respect to the nominal configuration of the uncertainties. The uncertainties in the cross-section using these two configurations are available in HEPDATA, providing access to the influence of the assumed correlation. The total uncertainty in the measured cross-section due to the JES does not change with these different configurations.

Usually uncertainties in experimental measurements are treated as having Gaussian distributions. A test is performed to see the shape of the probability density functions of the cross-section due to the JES uncertainty. The test is performed for large components of the JES uncertainty, with an assumption that each component has a Gaussian shape before the propagation to the cross-section. In the test, quantiles of the probability density functions of the cross-section after the propagation of the corresponding component are determined experimentally. They are evaluated by shifting the jet energies by $\pm 1\sigma$, $\pm 2\sigma$, $\pm 3\sigma$, $\pm 4\sigma$,

and $\pm 5\sigma$ for a given uncertainty in the MC simulation. The shifts are propagated to the cross-section by the procedure described above. The determined experimental cross-section quantiles are compared with the expected quantile positions obtained from Gaussian and log-normal shape assumptions. The expectations are derived from the nominal cross-section and the experimental 1σ quantile. For the components giving $O(10)\%$ uncertainties, the experimental quantiles deviate from the quantiles expected with the Gaussian assumption and better descriptions are given by the log-normal assumption.

The jet energy resolution (JER) is determined using the in-situ techniques described in ref. [56] and the JER difference between data and the MC simulations is considered as its uncertainty. The effect of this uncertainty in the cross-section measurements is evaluated by smearing the energy of reconstructed jets in the MC simulation such that the resolution is worsened by the size of its uncertainty. A new transfer matrix is constructed using this smeared sample and used to unfold the data spectra. The resulting deviations from the measured cross-sections unfolded using the nominal transfer matrix are taken as the uncertainty in the measurement, applied symmetrically as upward and downward uncertainties.

The jet angular resolution is estimated from comparisons of the polar angles of a reconstructed jet and the matched particle-level jet using the MC simulation. No bias is found in the angular reconstruction and the resolution is 0.035 radians at most in the sample with high pile-up ($10 \leq N_{PV} \leq 12$) for jets with energy $E \geq 100$ GeV. An uncertainty is assigned to the resolution to account for possible differences between data and the MC simulation. It is propagated to the cross-section in the same way as for the JER.

The jet reconstruction efficiency is evaluated using jets reconstructed from tracks following the technique described in ref. [53]. Inefficiency is only seen for jets with very low p_T , well below the kinematic region for this measurement. No uncertainty is considered for the jet reconstruction efficiency.

Estimating the efficiency of the jet-quality selections shows agreement between data and the MC simulations for the “Medium” criteria at the level of 0.25% [54]. A corresponding systematic uncertainty is assigned to the measurement.

The uncertainties associated with the unfolding procedure are described in section 7. The closure test quantifies the impact of a possible mis-modelling in the MC simulation. The variations of the matching criterion in the construction of the transfer matrix are checked.

The uncertainty in the luminosity measurement is 1.8% [51]. Due to changes in the hardware of the detector and the algorithm used in the luminosity measurement, the uncertainty is not correlated with that for the 2010 data set.

The systematic uncertainties propagated through the unfolding are evaluated using a set of pseudo-experiments for each component, as in the evaluation of the statistical uncertainties. Remaining statistical fluctuations of the systematic uncertainties are minimised using a smoothing procedure. For each component, the p_T bins are combined until the propagated uncertainty value in the bin has a Poisson statistical significance larger than two standard deviations. Then a Gaussian kernel smoothing is performed to regain the original fine bins.

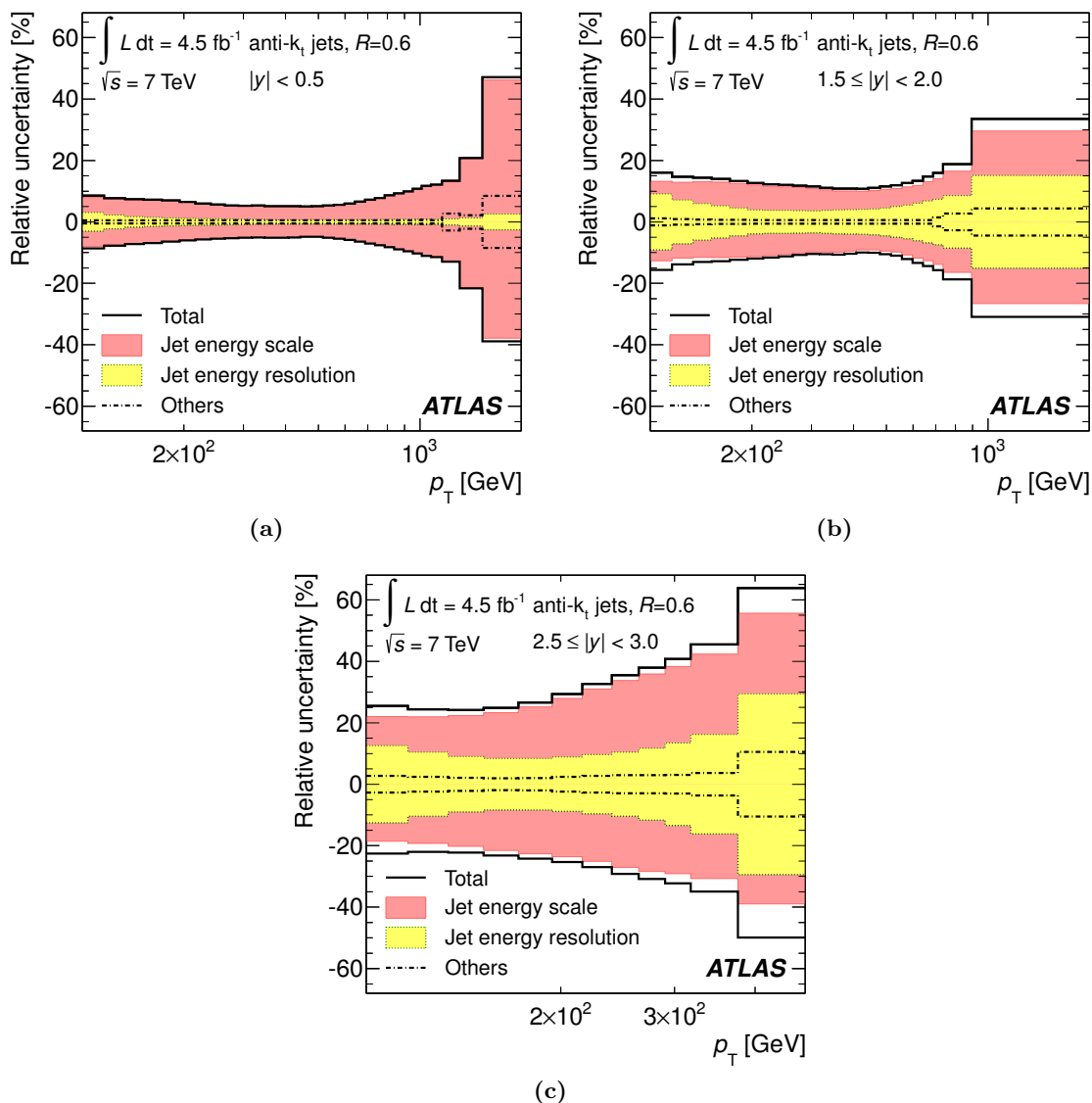


Figure 4. Experimental systematic uncertainties in the inclusive jet cross-section measurement for anti- k_t jets with $R = 0.6$ in three representative rapidity bins, as a function of the jet p_T . In addition to the total uncertainty, the uncertainties from the jet energy scale (JES), the jet energy resolution (JER) and other systematic sources are shown separately. The 1.8% uncertainty from the luminosity measurement is not shown.

Uncertainties from individual sources are treated as uncorrelated with each other and added in quadrature. The evaluated systematic uncertainties on the cross-section measurement are shown in figure 4 for representative rapidity bins for jets with $R = 0.6$. The uncertainties for the measurement using jets with $R = 0.4$ yield similar total uncertainties, with smaller contributions from the JER and larger contributions from the JES. The systematic uncertainty in this measurement is dominated by the uncertainties in the JES. The large uncertainty in the highest p_T bin is caused by the JES uncertainty associated with the single-hadron energy response measurement [9]. The increased uncertainty in the high-

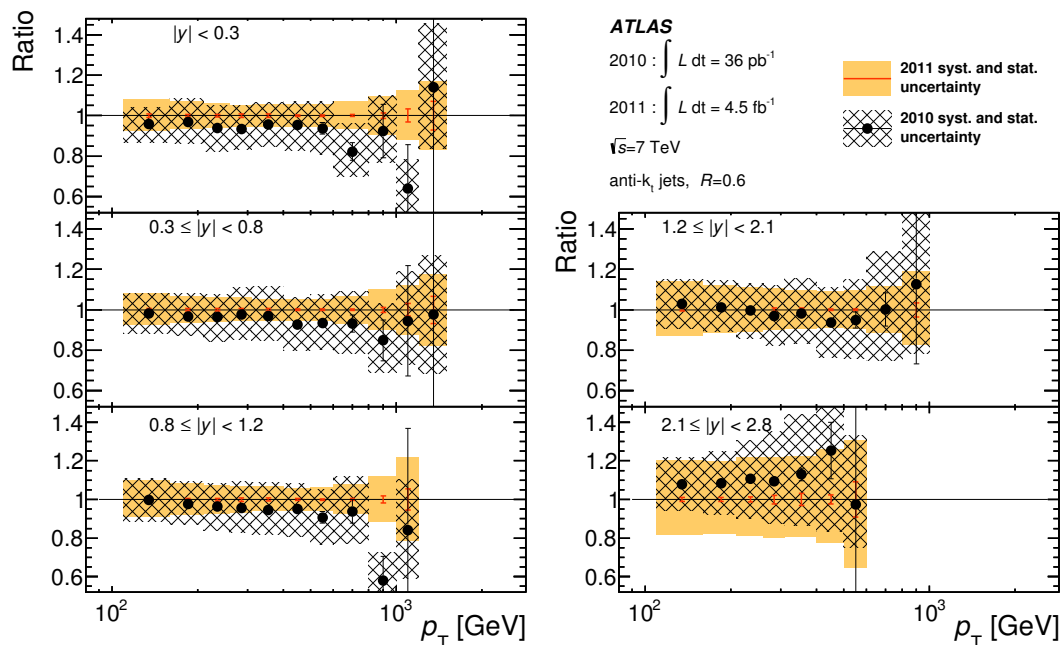


Figure 5. Ratios of inclusive jet cross-sections using 2010 data [5] to the measurement using 2011 data, both in the same binning, as a function of the jet p_T in bins of rapidity, for anti- k_t jets with $R = 0.6$. The comparison is done in the common phase space only. The statistical uncertainties on the measurement are indicated by the error bars and the systematic uncertainties on each measurement are shown by the bands. The uncertainties from the luminosity measurements are not included.

rapidity region is mainly due to the modelling of the additional parton radiation, which gives the largest uncertainty in the calibration technique using the p_T balance between a central jet and a forward jet.

In order to compare the results of this measurement with those previously published using data collected by ATLAS in 2010 [5], the measurement is repeated with the same binning as used in that measurement. Figure 5 shows the cross-section ratio of the published measurement⁵ using the 2010 data set to that repeated using the 2011 data set. The central values of the ratio are in most bins contained within the size of the systematic uncertainties of either measurement. As expected, the statistical uncertainties are smaller for the 2011 data. The systematic uncertainties are also smaller in most of the common phase space, especially in the low-rapidity region.

9 Results

The double-differential inclusive jet cross-sections are shown in figures 6 and 7 for jets reconstructed using the anti- k_t algorithm with $R = 0.4$ and $R = 0.6$, respectively. The measurement extends over jet transverse momenta from 100 GeV to 2 TeV in the rapidity

⁵The cross-sections are multiplied by a factor of 1.0187 to take into account the updated value of the integrated luminosity for the ATLAS 2010 data-taking period. See ref. [51] for more details.

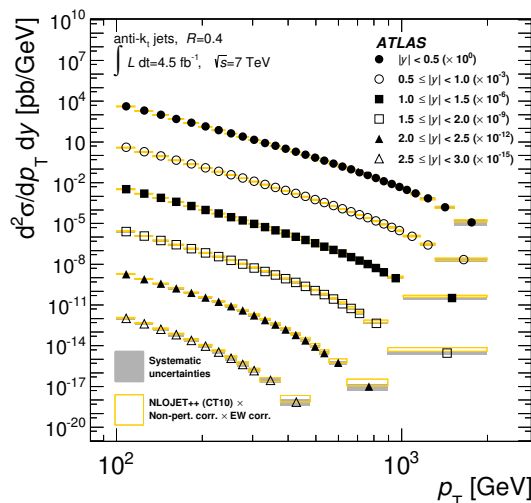


Figure 6. Double-differential inclusive jet cross-sections as a function of the jet p_T in bins of rapidity, for anti- k_t jets with $R = 0.4$. For presentation, the cross-sections are multiplied by the factors indicated in the legend. The statistical uncertainties are smaller than the size of the symbols used to plot the cross-section values. The shaded areas indicate the experimental systematic uncertainties. The data are compared to NLO pQCD predictions calculated using NLOJET++ with the CT10 NLO PDF set, to which non-perturbative corrections and electroweak corrections are applied. The open boxes indicate the predictions with their uncertainties. The 1.8% uncertainty from the luminosity measurement is not shown.

region $|y| < 3$. The NLO pQCD predictions calculated with NLOJET++ using the CT10 PDF set with corrections for non-perturbative effects and electroweak effects applied are compared to the measurement. The figures show that the NLO pQCD predictions reproduce the measured cross-sections, which range over eight orders of magnitude in the six rapidity bins.

The ratios of the NLO pQCD predictions to the measured cross-sections are presented in figures 8–11. The comparison is shown for the predictions using the NLO PDF sets CT10, MSTW 2008, NNPDF 2.1, HERAPDF1.5 and ABM 11 ($n_f = 5$). The predictions are generally consistent with the measured cross-sections for jets with both radius parameter values, though the level of consistency varies among the predictions with the different PDF sets. For jets with $R = 0.6$, the predictions tend to be systematically lower than the measurement in the low-rapidity region, while any such tendency is much smaller for jets with $R = 0.4$.

A quantitative comparison of the theoretical predictions to the measurement is performed using a frequentist method. The employed method is fully described in ref. [57] for the ATLAS dijet cross-section measurement. It uses a generalised definition of χ^2 which takes into account the asymmetry of the uncertainties. A large set of pseudo-experiments is generated by fluctuating the theoretical predictions according to the full set of experimental and theoretical uncertainties. The asymmetries and the correlations of these uncertainties are taken into account. The χ^2 value is computed between each pseudo-experimental data set and the theoretical predictions, and a χ^2 distribution is constructed. The observed χ^2

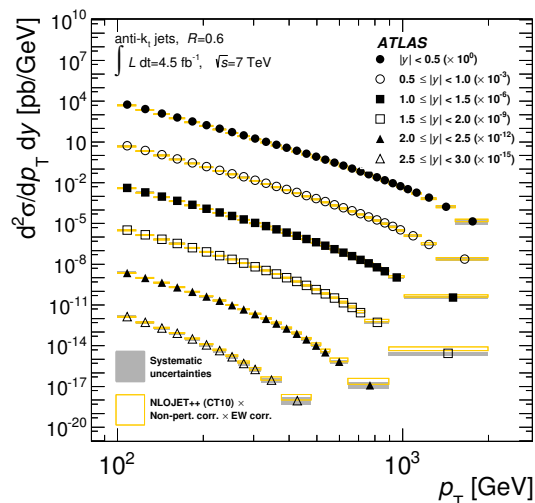


Figure 7. Double-differential inclusive jet cross-sections as a function of the jet p_T in bins of rapidity, for anti- k_t jets with $R = 0.6$. For presentation, the cross-sections are multiplied by the factors indicated in the legend. The statistical uncertainties are smaller than the size of the symbols used to plot the cross-section values. The shaded areas indicate the experimental systematic uncertainties. The data are compared to NLO pQCD predictions calculated using NLOJET++ with the CT10 NLO PDF set, to which non-perturbative corrections and electroweak corrections are applied. The open boxes indicate the predictions with their uncertainties. The 1.8% uncertainty from the luminosity measurement is not shown.

value, χ^2_{obs} , is calculated from the measured points and the theoretical prediction. The observed p-value, P_{obs} , which is defined as the fractional area of the χ^2 distribution with $\chi^2 > \chi^2_{\text{obs}}$, is obtained. Tables 1 and 2 show the evaluated values of P_{obs} for the NLO pQCD predictions with non-perturbative and electroweak corrections applied. The predictions generally show agreement with the measured cross-sections, with a few exceptions. The predictions using the HERAPDF1.5 NLO PDF set do not agree well with the cross-sections measured with $R = 0.6$ in the rapidity bin of $0.5 \leq |y| < 1$. The predictions using the ABM11 NLO PDF set fail to describe the measured cross-sections in the low-rapidity region but show good agreement in the high-rapidity region.

The comparisons of the POWHEG predictions with the measurement for jets with $R = 0.4$ and $R = 0.6$ are shown in figures 12 and 13, respectively, as a function of the jet p_T in bins of the jet rapidity. The NLO pQCD prediction with the CT10 PDF set is also shown. In general, the POWHEG predictions are found to be in agreement with the measurement. In the high-rapidity region, the shape of the measured cross-section is very well reproduced by the POWHEG predictions, while the predictions tend to be slightly smaller than the measurement for high p_T in the low-rapidity region. As seen in previous measurements [3, 5], the Perugia 2011 tune gives a consistently larger prediction than the AUET2B tune. In contrast to the NLO pQCD predictions, which are systematically lower than the measurement for jets with $R = 0.6$ but not for jets with $R = 0.4$, the POWHEG predictions agree well with the data for both radius parameters.

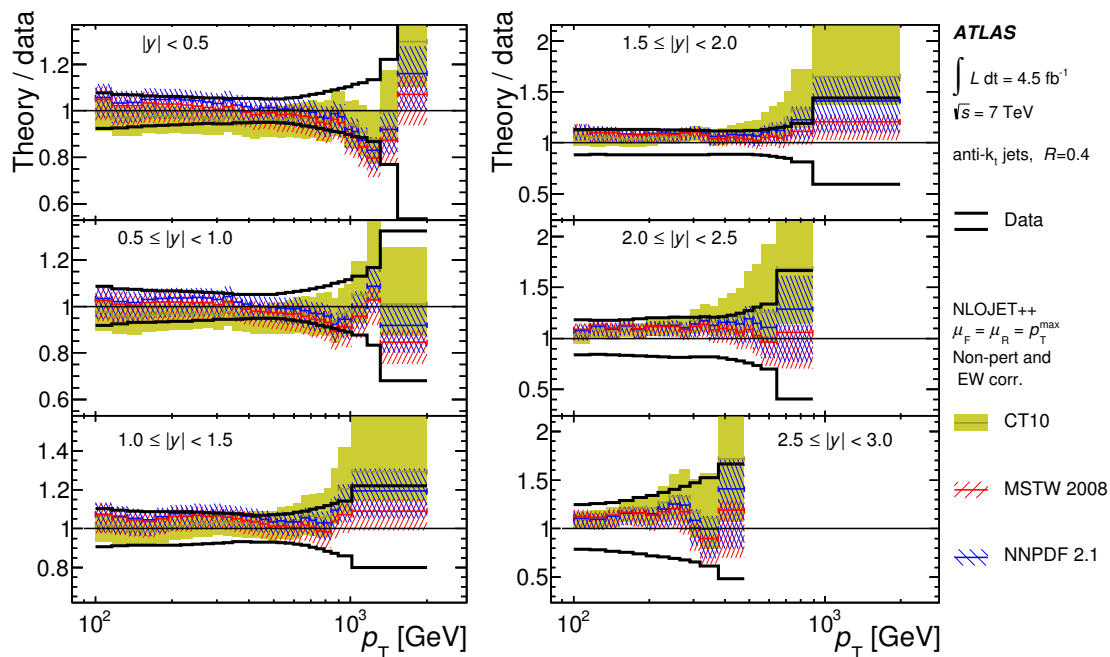


Figure 8. Ratio of NLO pQCD predictions to the measured double-differential inclusive jet cross-section, shown as a function of the jet p_T in bins of the jet rapidity, for anti- k_t jets with $R = 0.4$. The predictions are calculated using NLOJET++ with different NLO PDF sets, namely CT10, MSTW2008 and NNPDF 2.1. Non-perturbative corrections and electroweak corrections are applied to the predictions. Their uncertainties are shown by the bands, including all the uncertainties discussed in section 5. The data lines show the total uncertainty except the 1.8% uncertainty from the luminosity measurement.

y ranges	P_{obs}					
	NLO PDF set:	CT10	MSTW2008	NNPDF2.1	HERAPDF1.5	ABM11
$ y < 0.5$		84%	61%	72%	56%	< 0.1%
$0.5 \leq y < 1.0$		91%	93%	89%	49%	< 0.1%
$1.0 \leq y < 1.5$		89%	88%	85%	93%	2.7%
$1.5 \leq y < 2.0$		93%	88%	91%	75%	55%
$2.0 \leq y < 2.5$		86%	82%	85%	26%	57%
$2.5 \leq y < 3.0$		95%	94%	97%	82%	85%

Table 1. Observed p-values, P_{obs} , evaluated for the NLO pQCD predictions with corrections for non-perturbative and electroweak effects, in comparison to the measured cross-section of anti- k_t jets with $R = 0.4$. The values are given for the predictions using the NLO PDF sets of CT10, MSTW2008, NNPDF2.1, HERAPDF1.5 and ABM11, for each rapidity bin.

10 Conclusions

The inclusive jet cross-section in proton-proton collisions at $\sqrt{s} = 7$ TeV is measured for jets reconstructed with the anti- k_t algorithm with jet radius parameter values of $R = 0.4$

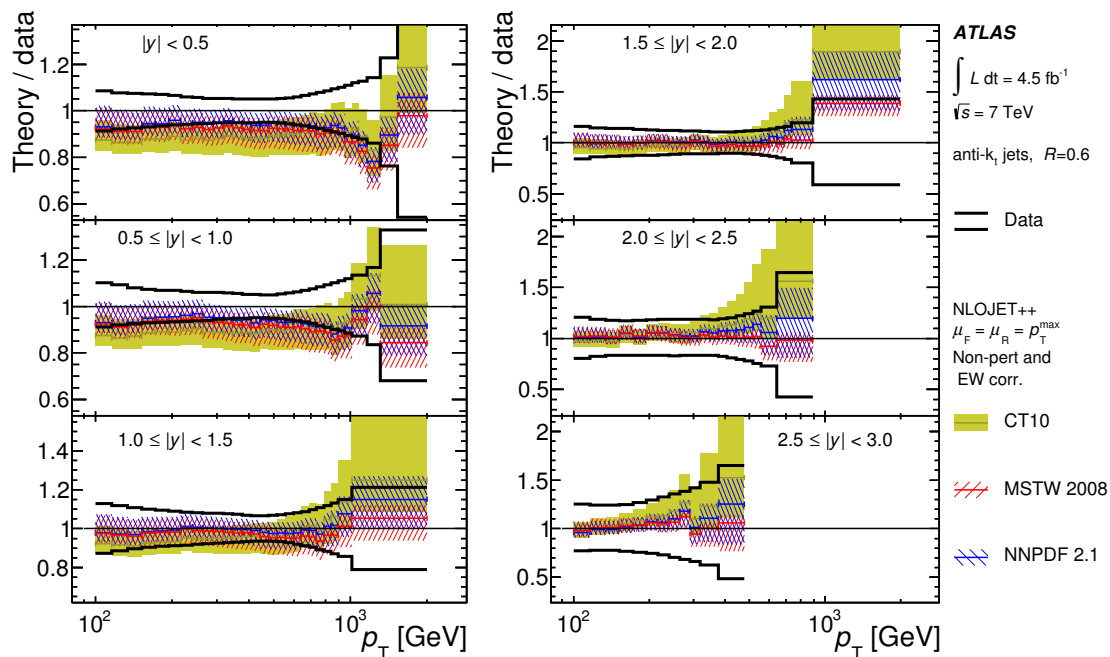


Figure 9. Ratio of NLO pQCD predictions to the measured double-differential inclusive jet cross-section, shown as a function of the jet p_T in bins of the jet rapidity, for anti- k_t jets with $R = 0.6$. The predictions are calculated using NLOJET++ with different NLO PDF sets, namely CT10, MSTW2008 and NNPDF 2.1. Non-perturbative corrections and electroweak corrections are applied to the predictions. Their uncertainties are shown by the bands, including all the uncertainties discussed in section 5. The data lines show the total uncertainty except the 1.8% uncertainty from the luminosity measurement.

y ranges	P_{obs}					
	NLO PDF set:	CT10	MSTW2008	NNPDF2.1	HERAPDF1.5	ABM11
$ y < 0.5$		52%	45%	57%	17%	< 0.1%
$0.5 \leq y < 1.0$		31%	47%	40%	3.8%	< 0.1%
$1.0 \leq y < 1.5$		95%	92%	90%	92%	2.3%
$1.5 \leq y < 2.0$		89%	85%	86%	94%	58%
$2.0 \leq y < 2.5$		84%	88%	89%	49%	72%
$2.5 \leq y < 3.0$		88%	98%	97%	76%	78%

Table 2. Observed p-values, P_{obs} , evaluated for the NLO pQCD predictions with corrections for non-perturbative and electroweak effects, in comparison to the measured cross-section of anti- k_t jets with $R = 0.6$. The values are given for the predictions using the NLO PDF sets of CT10, MSTW2008, NNPDF2.1, HERAPDF1.5 and ABM11, for each rapidity bin.

and $R = 0.6$ in the kinematic region $p_T \geq 100 \text{ GeV}$ and $|y| < 3$. The measurement is based on the data collected with the ATLAS detector during LHC operation in 2011, corresponding to an integrated luminosity of 4.5 fb^{-1} . The cross-sections are measured double differentially in the jet transverse momentum and rapidity.

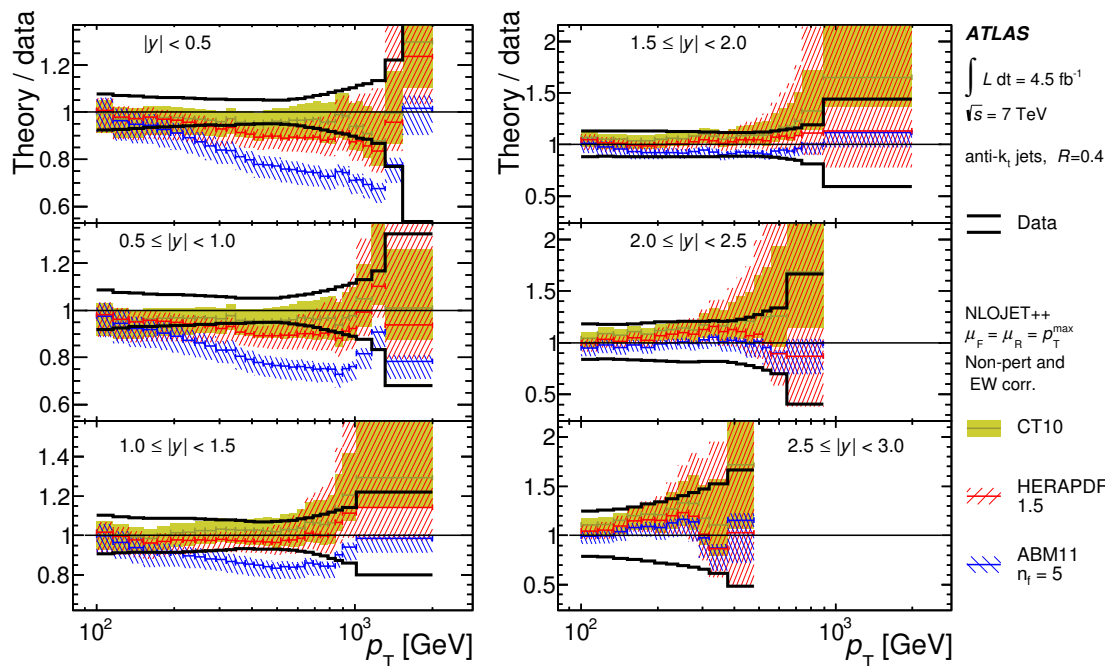


Figure 10. Ratio of NLO pQCD predictions to the measured double-differential inclusive jet cross-section, shown as a function of the jet p_T in bins of the jet rapidity, for anti- k_t jets with $R = 0.4$. The predictions are calculated using NLOJET++ with different NLO PDF sets, namely CT10, HERAPDF 1.5 and ABM11. Non-perturbative corrections and electroweak corrections are applied to the predictions. Their uncertainties are shown by the bands, including all the uncertainties discussed in section 5. The data lines show the total uncertainty except the 1.8% uncertainty from the luminosity measurement.

The measurement extends up to 2 TeV in jet transverse momentum. Compared to the previous measurement using the data collected in 2010, this measurement has a finer binning in p_T , thus giving more precise information on the p_T -dependence of the inclusive jet cross-section. Full details of uncertainties and their correlations are provided. The dominant systematic uncertainty arises from the jet energy calibration.

Fixed-order NLO perturbative QCD calculations, to which corrections for both non-perturbative effects and electroweak effects are applied, are compared to the measurement. Several NLO PDF sets are used in the predictions for the comparisons. Based on a quantitative evaluation, most of the NLO pQCD predictions are in good agreement with the measurement, confirming that perturbative QCD can describe jet production up to a jet transverse momentum of 2 TeV. The measurement is also well described by the predictions from an NLO matrix element MC generator with matched parton showers and with electroweak correction applied.

Acknowledgments

We thank CERN for the very successful operation of the LHC, as well as the support staff from our institutions without whom ATLAS could not be operated efficiently.

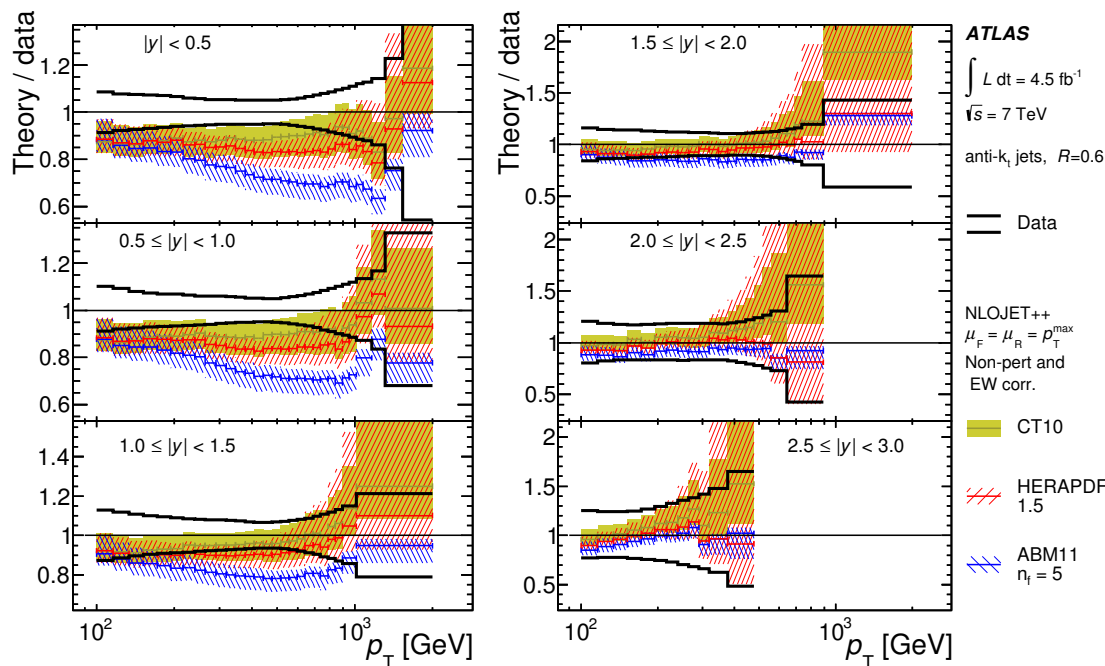


Figure 11. Ratio of NLO pQCD predictions to the measured double-differential inclusive jet cross-section, shown as a function of the jet p_T in bins of the jet rapidity, for anti- k_t jets with $R = 0.6$. The predictions are calculated using NLOJET++ with different NLO PDF sets, namely CT10, HERAPDF 1.5 and ABM11. Non-perturbative corrections and electroweak corrections are applied to the predictions. Their uncertainties are shown by the bands, including all the uncertainties discussed in section 5. The data lines show the total uncertainty except the 1.8% uncertainty from the luminosity measurement.

We acknowledge the support of ANPCyT, Argentina; YerPhI, Armenia; ARC, Australia; BMWFW and FWF, Austria; ANAS, Azerbaijan; SSTC, Belarus; CNPq and FAPESP, Brazil; NSERC, NRC and CFI, Canada; CERN; CONICYT, Chile; CAS, MOST and NSFC, China; COLCIENCIAS, Colombia; MSMT CR, MPO CR and VSC CR, Czech Republic; DNRF, DNSRC and Lundbeck Foundation, Denmark; EPLANET, ERC and NSRF, European Union; IN2P3-CNRS, CEA-DSM/IRFU, France; GNSF, Georgia; BMBF, DFG, HGF, MPG and AvH Foundation, Germany; GSRT and NSRF, Greece; ISF, MINERVA, GIF, I-CORE and Benoziyo Center, Israel; INFN, Italy; MEXT and JSPS, Japan; CNRST, Morocco; FOM and NWO, Netherlands; BRF and RCN, Norway; MNiSW and NCN, Poland; GRICES and FCT, Portugal; MNE/IFA, Romania; MES of Russia and ROSATOM, Russian Federation; JINR; MSTD, Serbia; MSSR, Slovakia; ARRS and MIZŠ, Slovenia; DST/NRF, South Africa; MINECO, Spain; SRC and Wallenberg Foundation, Sweden; SER, SNSF and Cantons of Bern and Geneva, Switzerland; NSC, Taiwan; TAEK, Turkey; STFC, the Royal Society and Leverhulme Trust, United Kingdom; DOE and NSF, United States of America.

The crucial computing support from all WLCG partners is acknowledged gratefully, in particular from CERN and the ATLAS Tier-1 facilities at TRIUMF (Canada), NDGF (Denmark, Norway, Sweden), CC-IN2P3 (France), KIT/GridKA (Germany), INFN-CNAF

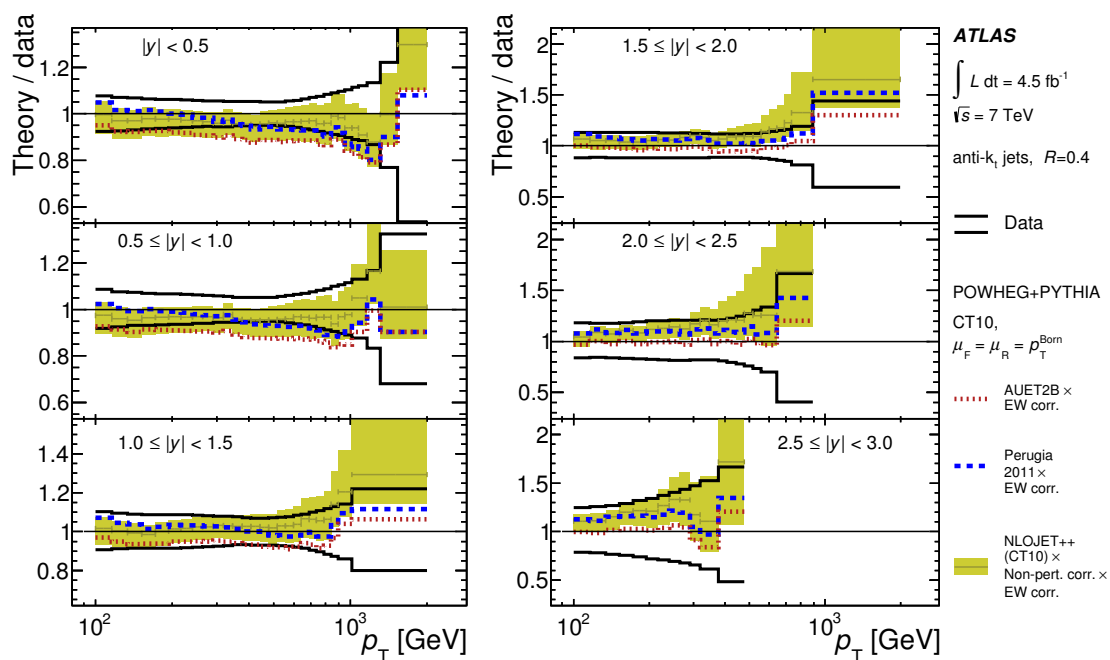


Figure 12. Ratio of predictions from POWHEG to the measured double-differential inclusive jet cross-section, shown as a function of the jet p_T in bins of jet rapidity, for anti- k_t jets with $R = 0.4$. The figure also shows the NLO pQCD prediction using NLOJET++ with the CT10 NLO PDF set, corrected for non-perturbative effects and electroweak effects. The POWHEG predictions use PYTHIA for the simulation of parton showers, hadronisation, and the underlying event with the AUET2B tune and the Perugia 2011 tune. Electroweak corrections are applied to the predictions. The data lines show the total uncertainty except the 1.8% uncertainty from the luminosity measurement.

(Italy), NL-T1 (Netherlands), PIC (Spain), ASGC (Taiwan), RAL (U.K.) and BNL (U.S.A.) and in the Tier-2 facilities worldwide.

A Tables of the measured cross-sections

The measured inclusive jet cross-sections are shown in tables 3–8 and 9–14 for jets with $R = 0.4$ and $R = 0.6$, respectively. The correction factors for non-perturbative effects and electroweak effects, which are applied to the NLO pQCD predictions, are also shown in the same table.

The uncertainties due to the JES uncertainty are separated into four categories, *in-situ*, *pile-up*, *close-by* and *flavour*. The *in-situ* category shows the uncertainties from the components of the JES uncertainty given by in-situ calibration techniques. These techniques are based on the transverse momentum balance between a jet and a well-calibrated reference object, such as the balance between a central jet and a forward jet in a dijet system, the balance between a jet and a Z boson or a photon, and the balance between a recoil system of jets and a photon or a high- p_T jet. For jets with $p_T \gtrsim 1$ TeV, where the techniques employing p_T balance are limited by sample size, the uncertainty is estimated from a study of the calorimeter response to single hadrons. The *pile-up* category shows

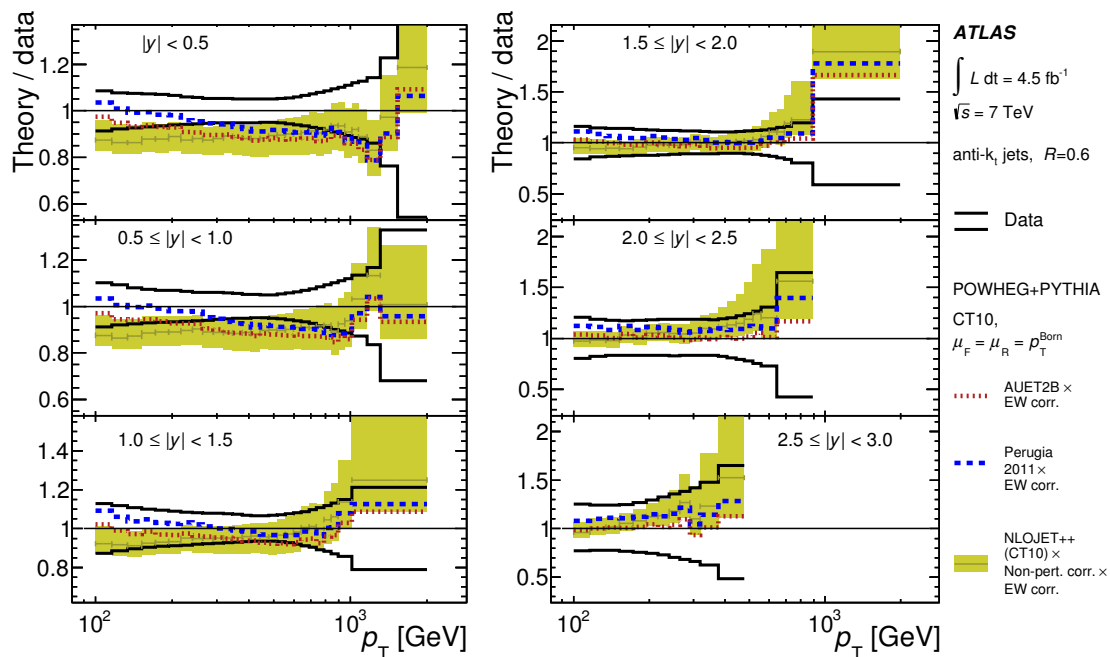


Figure 13. Ratio of predictions from POWHEG to the measured double-differential inclusive jet cross-section, shown as a function of the jet p_T in bins of jet rapidity, for anti- k_t jets with $R = 0.6$. The figure also shows the NLO pQCD prediction using NLOJET++ with the CT10 NLO PDF set, corrected for non-perturbative effects and electroweak effects. The POWHEG predictions use PYTHIA for the simulation of parton showers, hadronisation, and the underlying event with the AUET2B tune and the Perugia 2011 tune. Electroweak corrections are applied to the predictions. The data lines show the total uncertainty except the 1.8% uncertainty from the luminosity measurement.

the uncertainties from the JES due to the subtraction of pile-up energy in the calibration. These uncertainties are evaluated from in-situ studies based on the N_{PV} and $\langle \mu \rangle$ values. The *close-by* category shows the uncertainty from the JES due to the event topology, i.e. the presence of close-by jets. Finally, the *flavour* category shows the uncertainty from the JES due to the assumption of the fraction of jets originating from a quark or a gluon, which are likely to have different fragmentation. Further description can be found in ref. [9]. Due to improvements in the jet calibration technique in 2011, the correlation to the JES uncertainty in 2010 is not available.

$p_{T\text{range}}$ [GeV]	σ [pb/GeV]	$\delta_{\text{stat}}^{\text{data}}$ %	$\delta_{\text{stat}}^{\text{MC}}$ %	$u_{\text{in-situ}}$ %	$u_{\text{pile-up}}$ %	$u_{\text{close-by}}$ %	u_{flavour} %	u_{JER} %	u_{JAR} %	u_{unfold} %	u_{qual} %	u_{lumi} %	NPC	u_{NP} %	EWC
100–116	$4.23 \cdot 10^3$	0.55	0.69	+3.9 -3.9	+1.4 -1.3	+0.8 -0.9	+5.8 -5.5	3.0	0.0	0.1			0.96	+5 -3	1.00
116–134	$2.02 \cdot 10^3$	0.75	0.48	+3.8 -3.9	+1.1 -1.2	+0.8 -0.8	+5.3 -5.3	2.4	0.0	0.1			0.96	+4 -3	1.00
134–152	$9.88 \cdot 10^2$	0.88	0.39	+3.9 -4.0	+0.9 -1.1	+0.7 -0.7	+5.0 -5.0	1.9	0.0	0.0			0.96	+4 -3	1.00
152–172	$5.02 \cdot 10^2$	0.71	0.43	+4.0 -4.1	+0.9 -0.9	+0.7 -0.7	+4.7 -4.6	1.6	0.0	0.0			0.96	+4 -3	1.00
172–194	$2.58 \cdot 10^2$	0.56	0.36	+4.1 -4.2	+0.8 -0.9	+0.8 -0.7	+4.3 -4.2	1.4	0.0	0.0			0.97	+3 -2	1.00
194–216	$1.37 \cdot 10^2$	0.72	0.36	+4.3 -4.3	+0.8 -0.8	+0.8 -0.8	+4.0 -3.9	1.3	0.0	0.0			0.97	+3 -2	1.00
216–240	$7.55 \cdot 10^1$	0.52	0.34	+4.3 -4.3	+0.7 -0.7	+0.9 -0.9	+3.6 -3.5	1.2	0.0	0.0			0.97	+3 -2	1.00
240–264	$4.28 \cdot 10^1$	0.67	0.37	+4.3 -4.2	+0.7 -0.6	+1.0 -1.0	+3.3 -3.2	1.1	0.0	0.0			0.97	+3 -2	1.00
264–290	$2.47 \cdot 10^1$	0.86	0.34	+4.2 -4.1	+0.6 -0.6	+1.1 -1.0	+3.0 -3.0	1.1	0.0	0.0			0.97	+2 -2	1.00
290–318	$1.44 \cdot 10^1$	1.0	0.32	+4.2 -4.2	+0.6 -0.7	+1.1 -1.1	+2.9 -2.9	1.1	0.0	0.0			0.97	+2 -2	1.00
318–346	$8.40 \cdot 10^0$	0.98	0.46	+4.1 -4.3	+0.6 -0.7	+1.1 -1.0	+2.8 -2.8	1.0	0.0	0.0			0.98	+2 -2	1.00
346–376	$5.14 \cdot 10^0$	0.54	0.58	+4.2 -4.1	+0.8 -0.8	+1.0 -0.9	+2.7 -2.7	0.9	0.1	0.0			0.98	+2 -1	1.00
376–408	$3.11 \cdot 10^0$	0.30	0.49	+4.4 -4.1	+0.8 -0.7	+0.9 -0.8	+2.7 -2.6	0.9	0.1	0.0			0.98	+2 -1	1.00
408–442	$1.89 \cdot 10^0$	0.33	0.40	+4.5 -4.0	+0.7 -0.6	+0.6 -0.6	+2.5 -2.4	0.9	0.1	0.0			0.98	+2 -1	1.00
442–478	$1.13 \cdot 10^0$	0.33	0.38	+4.3 -4.3	+0.4 -0.4	+0.4 -0.3	+2.2 -2.1	0.9	0.0	0.0			0.98	+1 -1	1.00
478–516	$6.83 \cdot 10^{-1}$	0.27	0.28	+4.5 -4.4	+0.2 -0.1	+0.2 -0.2	+2.0 -1.9	0.8	0.0	0.0	0.25	1.8	0.98	+1 -1	1.01
516–556	$4.19 \cdot 10^{-1}$	0.34	0.23	+4.7 -4.6	+0.1 -0.0	+0.1 -0.1	+1.8 -1.7	0.8	0.0	0.0			0.98	+1 -1	1.01
556–598	$2.53 \cdot 10^{-1}$	0.42	0.21	+5.1 -5.0	+0.1 -0.1	+0.0 -0.0	+1.7 -1.7	0.8	0.0	0.0			0.98	+1 -1	1.01
598–642	$1.55 \cdot 10^{-1}$	0.53	0.20	+5.5 -5.5	+0.1 -0.1	+0.0 -0.0	+1.6 -1.6	0.9	0.0	0.0			0.98	+1 -1	1.01
642–688	$9.48 \cdot 10^{-2}$	0.67	0.22	+6.1 -6.0	+0.1 -0.1	+0.0 -0.0	+1.6 -1.6	0.9	0.0	0.0			0.98	+1 -1	1.02
688–736	$5.80 \cdot 10^{-2}$	0.83	0.22	+6.8 -6.6	+0.1 -0.1	+0.0 -0.0	+1.7 -1.7	0.9	0.0	0.0			0.98	+1 -1	1.02
736–786	$3.61 \cdot 10^{-2}$	1.0	0.22	+7.2 -7.2	+0.1 -0.1	+0.0 -0.0	+1.7 -1.6	0.9	0.0	0.0			0.98	+1 -1	1.03
786–838	$2.22 \cdot 10^{-2}$	1.3	0.22	+8.0 -7.8	+0.1 -0.1	+0.0 -0.0	+1.6 -1.6	0.9	0.0	0.0			0.98	+1 -1	1.03
838–894	$1.31 \cdot 10^{-2}$	1.6	0.23	+8.6 -8.4	+0.1 -0.0	+0.0 -0.0	+1.5 -1.5	1.0	0.0	0.0			0.98	+1 -1	1.04
894–952	$7.94 \cdot 10^{-3}$	2.1	0.26	+9.3 -8.9	+0.1 -0.0	+0.0 -0.0	+1.4 -1.4	1.0	0.0	0.1			0.98	+1 -1	1.04
952–1012	$4.98 \cdot 10^{-3}$	2.5	0.27	+9.9 -9.7	+0.1 -0.0	+0.0 -0.0	+1.3 -1.3	1.0	0.0	0.1			0.98	+1 -1	1.05
1012–1076	$2.97 \cdot 10^{-3}$	3.3	0.37	+11 -10	+0.1 -0.0	+0.0 -0.0	+1.2 -1.2	1.0	0.0	0.1			0.98	+1 -1	1.06
1076–1162	$1.67 \cdot 10^{-3}$	3.9	0.32	+11 -11	+0.1 -0.0	+0.0 -0.0	+1.1 -1.1	1.1	0.0	0.0			0.98	+1 -1	1.06
1162–1310	$7.00 \cdot 10^{-4}$	5.3	0.25	+12 -12	+0.1 -0.0	+0.0 -0.0	+1.0 -0.9	1.3	0.0	1.0			0.99	+1 -1	1.08
1310–1530	$1.55 \cdot 10^{-4}$	10	0.27	+20 -21	+0.1 -0.0	+0.0 -0.0	+0.9 -0.8	1.8	0.0	0.2			0.99	+1 -1	1.10
1530–1992	$1.17 \cdot 10^{-5}$	25	0.42	+47 -39	+0.0 -0.0	+0.0 -0.0	+0.8 -0.8	3.0	0.0	5.5			0.99	+1 -1	1.12

Table 3. Measured double-differential inclusive jet cross-sections for jets with $R = 0.4$ in the rapidity bin $|y| < 0.5$. Here, σ is the measured double differential cross-section $d^2\sigma/dp_T dy$, averaged in each bin. All uncertainties are given in %. The variable $\delta_{\text{stat}}^{\text{data}}$ ($\delta_{\text{stat}}^{\text{MC}}$) is the statistical uncertainty from the data (MC simulation). The u components show the uncertainties due to the jet energy calibration from the in-situ, pile-up, close-by jet, and flavour components. The uncertainty due to the jet energy and angular resolution, the unfolding, the quality selection, and the integrated luminosity are also shown by the u components. While all columns are uncorrelated with each other, the in-situ, pile-up, and flavour uncertainties shown here are the sum in quadrature of multiple uncorrelated components. In the last three columns, the correction factors for non-perturbative effects (NPC) with their uncertainties (u_{NP}) and electroweak effects (EWC) are shown.

p_T range	σ	$\delta_{\text{stat}}^{\text{data}}$	$\delta_{\text{stat}}^{\text{MC}}$	$u_{\text{in-situ}}$	$u_{\text{pile-up}}$	$u_{\text{close-by}}$	u_{flavour}	u_{JER}	u_{JAR}	u_{unfold}	u_{qual}	u_{lumi}	NPC	u_{NP}	EWC
[GeV]	[pb/GeV]	%	%	%	%	%	%	%	%	%	%	%		%	
100–116	$4.03 \cdot 10^3$	0.55	0.91	$+4.4$ -4.5	$+1.4$ -1.2	$+0.8$ -0.8	$+6.4$ -5.9	3.0	0.2	0.1			0.96	$+5$ -3	1.00
116–134	$1.90 \cdot 10^3$	0.77	0.52	$+4.2$ -4.2	$+1.1$ -1.1	$+0.8$ -0.8	$+5.6$ -5.3	2.5	0.1	0.1			0.96	$+5$ -3	1.00
134–152	$9.31 \cdot 10^2$	0.92	0.40	$+4.3$ -4.2	$+1.1$ -1.0	$+0.8$ -0.7	$+5.1$ -4.8	2.2	0.1	0.0			0.96	$+4$ -3	1.00
152–172	$4.67 \cdot 10^2$	0.72	0.37	$+4.4$ -4.3	$+1.0$ -1.0	$+0.7$ -0.7	$+4.8$ -4.6	1.9	0.1	0.0			0.97	$+4$ -3	1.00
172–194	$2.39 \cdot 10^2$	0.57	0.38	$+4.4$ -4.5	$+0.9$ -0.9	$+0.7$ -0.7	$+4.5$ -4.4	1.6	0.1	0.0			0.97	$+3$ -2	1.00
194–216	$1.26 \cdot 10^2$	0.73	0.37	$+4.5$ -4.5	$+0.8$ -0.8	$+0.8$ -0.8	$+4.3$ -4.2	1.4	0.0	0.0			0.97	$+3$ -2	1.00
216–240	$6.89 \cdot 10^1$	0.54	0.33	$+4.6$ -4.6	$+0.8$ -0.7	$+0.9$ -0.9	$+4.0$ -3.9	1.3	0.0	0.0			0.97	$+3$ -2	1.00
240–264	$3.86 \cdot 10^1$	0.70	0.35	$+4.6$ -4.5	$+0.7$ -0.6	$+1.0$ -1.0	$+3.7$ -3.5	1.3	0.0	0.0			0.97	$+3$ -2	1.00
264–290	$2.22 \cdot 10^1$	0.91	0.39	$+4.6$ -4.5	$+0.6$ -0.6	$+1.1$ -1.1	$+3.3$ -3.1	1.2	0.0	0.0			0.97	$+2$ -2	1.00
290–318	$1.28 \cdot 10^1$	1.2	0.37	$+4.5$ -4.4	$+0.6$ -0.6	$+1.1$ -1.1	$+2.8$ -2.7	1.2	0.0	0.0			0.97	$+2$ -2	1.00
318–346	$7.41 \cdot 10^0$	1.1	0.50	$+4.5$ -4.4	$+0.7$ -0.7	$+1.1$ -1.1	$+2.5$ -2.5	1.1	0.0	0.0			0.98	$+2$ -1	1.00
346–376	$4.50 \cdot 10^0$	0.58	0.62	$+4.2$ -4.6	$+0.7$ -0.8	$+0.9$ -1.0	$+2.2$ -2.3	1.0	0.0	0.0			0.98	$+2$ -1	1.00
376–408	$2.71 \cdot 10^0$	0.31	0.49	$+4.3$ -4.5	$+0.7$ -0.8	$+0.8$ -0.8	$+2.1$ -2.1	1.1	0.0	0.0			0.98	$+2$ -1	1.00
408–442	$1.63 \cdot 10^0$	0.36	0.42	$+4.4$ -4.4	$+0.6$ -0.6	$+0.6$ -0.6	$+2.0$ -2.0	1.1	0.0	0.0			0.98	$+2$ -1	1.00
442–478	$9.69 \cdot 10^{-1}$	0.37	0.36	$+4.5$ -4.5	$+0.4$ -0.4	$+0.3$ -0.3	$+1.8$ -1.8	1.1	0.0	0.0	0.25	1.8	0.98	$+2$ -1	1.00
478–516	$5.81 \cdot 10^{-1}$	0.30	0.28	$+4.7$ -4.7	$+0.2$ -0.2	$+0.2$ -0.2	$+1.7$ -1.7	1.1	0.0	0.0			0.98	$+2$ -1	1.00
516–556	$3.46 \cdot 10^{-1}$	0.37	0.25	$+5.2$ -5.0	$+0.1$ -0.1	$+0.1$ -0.1	$+1.6$ -1.5	1.1	0.0	0.0			0.98	$+1$ -1	1.00
556–598	$2.07 \cdot 10^{-1}$	0.47	0.23	$+5.6$ -5.4	$+0.1$ -0.1	$+0.0$ -0.0	$+1.5$ -1.4	1.1	0.0	0.0			0.98	$+1$ -1	1.01
598–642	$1.23 \cdot 10^{-1}$	0.57	0.20	$+6.1$ -5.9	$+0.1$ -0.1	$+0.0$ -0.0	$+1.4$ -1.3	1.1	0.0	0.0			0.98	$+1$ -1	1.01
642–688	$7.40 \cdot 10^{-2}$	0.74	0.21	$+6.6$ -6.4	$+0.1$ -0.1	$+0.0$ -0.0	$+1.3$ -1.3	1.1	0.0	0.0			0.98	$+1$ -1	1.01
688–736	$4.45 \cdot 10^{-2}$	0.94	0.23	$+7.2$ -7.1	$+0.1$ -0.1	$+0.0$ -0.0	$+1.2$ -1.2	1.1	0.0	0.0			0.98	$+1$ -1	1.01
736–786	$2.64 \cdot 10^{-2}$	1.2	0.23	$+8.0$ -7.8	$+0.1$ -0.1	$+0.0$ -0.0	$+1.2$ -1.1	1.2	0.0	0.0			0.98	$+1$ -1	1.02
786–838	$1.57 \cdot 10^{-2}$	1.5	0.24	$+8.7$ -8.5	$+0.1$ -0.1	$+0.0$ -0.0	$+1.1$ -1.1	1.2	0.0	0.0			0.98	$+1$ -1	1.02
838–894	$9.47 \cdot 10^{-3}$	1.9	0.26	$+9.5$ -9.2	$+0.1$ -0.1	$+0.0$ -0.0	$+1.1$ -1.0	1.3	0.0	0.0			0.98	$+1$ -1	1.02
894–952	$5.26 \cdot 10^{-3}$	2.5	0.28	$+10$ -9.9	$+0.1$ -0.1	$+0.0$ -0.0	$+1.0$ -1.0	1.4	0.0	0.0			0.98	$+1$ -1	1.03
952–1012	$2.99 \cdot 10^{-3}$	3.3	0.39	$+11$ -10	$+0.1$ -0.1	$+0.0$ -0.0	$+1.0$ -0.9	1.5	0.0	0.1			0.98	$+1$ -1	1.03
1012–1162	$1.12 \cdot 10^{-3}$	4.0	0.27	$+12$ -12	$+0.1$ -0.1	$+0.0$ -0.0	$+0.9$ -0.9	1.6	0.0	0.1			0.99	$+1$ -0	1.04
1162–1310	$2.56 \cdot 10^{-4}$	8.2	0.32	$+14$ -14	$+0.0$ -0.1	$+0.0$ -0.0	$+0.8$ -0.8	1.7	0.0	0.2			0.99	$+1$ -0	1.05
1310–1992	$2.20 \cdot 10^{-5}$	14	0.31	$+29$ -28	$+0.0$ -0.1	$+0.0$ -0.0	$+0.6$ -0.7	3.7	0.0	0.8			0.99	$+1$ -0	1.06

Table 4. Measured double-differential inclusive jet cross-sections for jets with $R = 0.4$ in the rapidity bin $0.5 \leq |y| < 1.0$. See caption of table 3 for details.

p_T range	σ	$\delta_{\text{stat}}^{\text{data}}$	$\delta_{\text{stat}}^{\text{MC}}$	$u_{\text{in-situ}}$	$u_{\text{pile-up}}$	$u_{\text{close-by}}$	u_{flavour}	u_{JER}	u_{JAR}	u_{unfold}	u_{qual}	u_{lumi}	NPC	u_{NP}	EWC
[GeV]	[pb/GeV]	%	%	%	%	%	%	%	%	%	%	%		%	
100–116	$3.33 \cdot 10^3$	0.61	0.73	+7.1 -6.3	+1.7 -1.2	+0.8 -0.8	+6.5 -5.8	3.4	0.4	0.1			0.96	+5 -3	1.00
116–134	$1.56 \cdot 10^3$	0.85	0.56	+6.6 -6.2	+1.2 -1.1	+0.8 -0.8	+5.9 -5.3	2.9	0.3	0.1			0.96	+4 -3	1.00
134–152	$7.58 \cdot 10^2$	1.0	0.42	+6.5 -6.4	+1.0 -1.0	+0.7 -0.7	+5.4 -4.9	2.4	0.1	0.0			0.96	+4 -3	1.00
152–172	$3.86 \cdot 10^2$	0.78	0.40	+6.7 -6.6	+0.9 -0.9	+0.7 -0.7	+4.9 -4.7	2.0	0.1	0.0			0.97	+4 -2	1.00
172–194	$1.92 \cdot 10^2$	0.63	0.41	+7.0 -6.8	+0.9 -0.9	+0.7 -0.7	+4.6 -4.4	1.8	0.1	0.0			0.97	+3 -2	1.00
194–216	$9.88 \cdot 10^1$	0.83	0.45	+7.2 -7.0	+0.9 -0.8	+0.8 -0.8	+4.4 -4.2	1.7	0.1	0.0			0.97	+3 -2	1.00
216–240	$5.33 \cdot 10^1$	0.61	0.42	+7.2 -7.0	+0.8 -0.8	+1.0 -0.9	+4.1 -3.9	1.6	0.1	0.0			0.97	+3 -2	1.00
240–264	$2.92 \cdot 10^1$	0.79	0.43	+7.2 -6.9	+0.7 -0.7	+1.1 -1.0	+3.8 -3.6	1.5	0.1	0.0			0.97	+3 -2	1.00
264–290	$1.65 \cdot 10^1$	1.0	0.43	+7.0 -6.7	+0.7 -0.7	+1.2 -1.1	+3.4 -3.2	1.5	0.1	0.0			0.97	+3 -2	1.00
290–318	$9.29 \cdot 10^0$	1.3	0.44	+6.9 -6.4	+0.7 -0.7	+1.3 -1.1	+2.9 -2.7	1.5	0.1	0.0			0.98	+2 -2	1.00
318–346	$5.33 \cdot 10^0$	1.3	0.52	+7.0 -6.3	+0.8 -0.7	+1.3 -1.1	+2.5 -2.3	1.5	0.1	0.0			0.98	+2 -1	1.00
346–376	$3.12 \cdot 10^0$	0.68	0.59	+6.9 -6.1	+0.8 -0.7	+1.1 -1.0	+2.2 -2.0	1.5	0.1	0.0			0.98	+2 -1	1.00
376–408	$1.82 \cdot 10^0$	0.40	0.50	+6.7 -6.2	+0.8 -0.8	+0.9 -0.8	+2.0 -1.8	1.4	0.1	0.0	0.25	1.8	0.98	+2 -1	1.00
408–442	$1.05 \cdot 10^0$	0.42	0.51	+6.4 -6.4	+0.7 -0.7	+0.6 -0.6	+1.8 -1.8	1.3	0.1	0.0			0.98	+2 -1	1.00
442–478	$6.08 \cdot 10^{-1}$	0.44	0.42	+6.3 -6.4	+0.4 -0.5	+0.4 -0.3	+1.7 -1.7	1.2	0.1	0.0			0.98	+2 -1	1.00
478–516	$3.49 \cdot 10^{-1}$	0.38	0.32	+6.7 -6.6	+0.2 -0.2	+0.2 -0.2	+1.7 -1.7	1.3	0.1	0.0			0.98	+2 -1	1.00
516–556	$1.97 \cdot 10^{-1}$	0.48	0.33	+7.0 -6.9	+0.0 -0.1	+0.1 -0.1	+1.6 -1.6	1.4	0.1	0.0			0.98	+2 -1	1.00
556–598	$1.12 \cdot 10^{-1}$	0.61	0.30	+7.3 -7.2	+0.1 -0.1	+0.0 -0.0	+1.6 -1.5	1.5	0.1	0.0			0.98	+2 -1	1.00
598–642	$6.21 \cdot 10^{-2}$	0.79	0.26	+8.0 -7.5	+0.1 -0.1	+0.0 -0.0	+1.5 -1.4	1.6	0.1	0.0			0.98	+2 -1	1.00
642–688	$3.37 \cdot 10^{-2}$	1.0	0.28	+8.7 -8.3	+0.1 -0.1	+0.0 -0.0	+1.3 -1.3	1.7	0.1	0.0			0.98	+2 -1	1.00
688–736	$1.85 \cdot 10^{-2}$	1.4	0.32	+9.7 -9.1	+0.1 -0.1	+0.0 -0.0	+1.2 -1.1	1.9	0.1	0.0			0.98	+2 -1	1.00
736–786	$1.02 \cdot 10^{-2}$	1.8	0.34	+10 -10	+0.1 -0.1	+0.0 -0.0	+1.0 -1.0	2.0	0.1	0.0			0.98	+2 -1	1.00
786–838	$5.34 \cdot 10^{-3}$	2.5	0.37	+11 -11	+0.1 -0.1	+0.0 -0.0	+0.9 -1.0	2.1	0.1	0.1			0.98	+2 -1	1.00
838–894	$2.60 \cdot 10^{-3}$	3.4	0.40	+12 -12	+0.1 -0.1	+0.0 -0.0	+0.9 -0.9	2.2	0.1	0.0			0.98	+1 -1	1.00
894–1012	$9.15 \cdot 10^{-4}$	4.6	0.35	+13 -13	+0.1 -0.1	+0.0 -0.0	+0.8 -0.9	2.2	0.1	1.1			0.99	+1 -1	1.01
1012–1992	$3.18 \cdot 10^{-5}$	9.4	0.53	+19 -17	+0.1 -0.0	+0.0 -0.0	+0.9 -0.6	4.3	0.3	4.1			0.99	+1 -1	1.01

Table 5. Measured double-differential inclusive jet cross-sections for jets with $R = 0.4$ in the rapidity bin $1.0 \leq |y| < 1.5$. See caption of table 3 for details.

$p_{T\text{range}}$ [GeV]	σ [pb/GeV]	$\delta_{\text{stat}}^{\text{data}}$ %	$\delta_{\text{stat}}^{\text{MC}}$ %	$u_{\text{in-situ}}$ %	$u_{\text{pile-up}}$ %	$u_{\text{close-by}}$ %	u_{flavour} %	u_{JER} %	u_{JAR} %	u_{unfold} %	$u_{\text{qual.}}$ %	u_{lumi} %	NPC	u_{NP} %	EWC
100–116	$2.54 \cdot 10^3$	0.74	0.87	$^{+11}_{-9.6}$	$^{+1.7}_{-1.2}$	$^{+1.0}_{-0.8}$	$^{+6.0}_{-5.3}$	3.5	0.5	0.1			0.96	$^{+5}_{-3}$	1.00
116–134	$1.16 \cdot 10^3$	1.0	0.67	$^{+11}_{-9.6}$	$^{+1.5}_{-1.1}$	$^{+0.9}_{-0.7}$	$^{+5.9}_{-5.1}$	3.0	0.4	0.1			0.96	$^{+5}_{-3}$	1.00
134–152	$5.52 \cdot 10^2$	1.3	0.47	$^{+11}_{-10}$	$^{+1.3}_{-1.0}$	$^{+0.8}_{-0.7}$	$^{+5.5}_{-4.8}$	2.6	0.3	0.0			0.96	$^{+4}_{-3}$	1.00
152–172	$2.75 \cdot 10^2$	0.96	0.43	$^{+12}_{-11}$	$^{+1.2}_{-1.1}$	$^{+0.7}_{-0.7}$	$^{+5.0}_{-4.6}$	2.3	0.3	0.0			0.97	$^{+4}_{-2}$	1.00
172–194	$1.37 \cdot 10^2$	0.76	0.45	$^{+12}_{-11}$	$^{+1.2}_{-1.0}$	$^{+0.8}_{-0.8}$	$^{+4.4}_{-4.1}$	2.1	0.3	0.0			0.97	$^{+4}_{-2}$	1.00
194–216	$6.81 \cdot 10^1$	1.1	0.47	$^{+12}_{-11}$	$^{+1.0}_{-0.9}$	$^{+0.9}_{-0.9}$	$^{+3.8}_{-3.6}$	1.8	0.3	0.0			0.97	$^{+3}_{-2}$	1.00
216–240	$3.56 \cdot 10^1$	0.77	0.44	$^{+12}_{-11}$	$^{+0.9}_{-0.8}$	$^{+1.0}_{-1.0}$	$^{+3.4}_{-3.2}$	1.7	0.2	0.0			0.97	$^{+3}_{-2}$	1.00
240–264	$1.90 \cdot 10^1$	0.99	0.42	$^{+12}_{-11}$	$^{+0.8}_{-0.8}$	$^{+1.2}_{-1.1}$	$^{+3.1}_{-3.0}$	1.7	0.2	0.0			0.97	$^{+3}_{-2}$	1.00
264–290	$1.01 \cdot 10^1$	1.3	0.53	$^{+12}_{-11}$	$^{+0.8}_{-0.7}$	$^{+1.3}_{-1.2}$	$^{+2.9}_{-2.9}$	1.6	0.2	0.0			0.98	$^{+3}_{-2}$	1.00
290–318	$5.30 \cdot 10^0$	1.8	0.49	$^{+12}_{-11}$	$^{+0.8}_{-0.8}$	$^{+1.3}_{-1.2}$	$^{+2.7}_{-2.7}$	1.6	0.2	0.0			0.98	$^{+3}_{-1}$	1.00
318–346	$2.91 \cdot 10^0$	1.8	0.64	$^{+12}_{-11}$	$^{+0.9}_{-0.9}$	$^{+1.3}_{-1.2}$	$^{+2.5}_{-2.5}$	1.6	0.2	0.0			0.98	$^{+2}_{-1}$	1.00
346–376	$1.63 \cdot 10^0$	0.96	0.70	$^{+11}_{-11}$	$^{+0.9}_{-1.0}$	$^{+1.2}_{-1.0}$	$^{+2.4}_{-2.4}$	1.7	0.3	0.0	0.25	1.8	0.98	$^{+2}_{-1}$	0.99
376–408	$8.63 \cdot 10^{-1}$	0.56	0.65	$^{+11}_{-11}$	$^{+0.9}_{-1.0}$	$^{+1.0}_{-0.8}$	$^{+2.3}_{-2.3}$	1.7	0.3	0.0			0.98	$^{+2}_{-1}$	0.99
408–442	$4.52 \cdot 10^{-1}$	0.67	0.73	$^{+11}_{-11}$	$^{+0.8}_{-0.9}$	$^{+0.7}_{-0.6}$	$^{+2.2}_{-2.2}$	1.7	0.3	0.0			0.98	$^{+2}_{-1}$	0.99
442–478	$2.32 \cdot 10^{-1}$	0.73	0.66	$^{+11}_{-11}$	$^{+0.5}_{-0.6}$	$^{+0.4}_{-0.4}$	$^{+2.1}_{-2.0}$	1.8	0.3	0.0			0.98	$^{+2}_{-1}$	0.99
478–516	$1.16 \cdot 10^{-1}$	0.67	0.52	$^{+12}_{-11}$	$^{+0.2}_{-0.2}$	$^{+0.2}_{-0.2}$	$^{+2.0}_{-1.9}$	2.0	0.3	0.0			0.98	$^{+2}_{-1}$	0.99
516–556	$5.80 \cdot 10^{-2}$	0.89	0.64	$^{+12}_{-11}$	$^{+0.1}_{-0.1}$	$^{+0.1}_{-0.1}$	$^{+1.9}_{-1.8}$	2.3	0.3	0.1			0.98	$^{+2}_{-1}$	0.99
556–598	$2.68 \cdot 10^{-2}$	1.2	0.56	$^{+13}_{-12}$	$^{+0.1}_{-0.1}$	$^{+0.0}_{-0.0}$	$^{+1.8}_{-1.7}$	2.5	0.3	0.0			0.98	$^{+2}_{-1}$	0.99
598–642	$1.24 \cdot 10^{-2}$	1.8	0.54	$^{+14}_{-13}$	$^{+0.1}_{-0.1}$	$^{+0.0}_{-0.0}$	$^{+1.6}_{-1.6}$	2.8	0.3	0.0			0.98	$^{+2}_{-1}$	0.99
642–688	$5.53 \cdot 10^{-3}$	2.6	0.63	$^{+14}_{-14}$	$^{+0.2}_{-0.1}$	$^{+0.0}_{-0.0}$	$^{+1.5}_{-1.4}$	3.0	0.3	0.1			0.98	$^{+2}_{-1}$	0.99
688–736	$2.34 \cdot 10^{-3}$	3.8	0.79	$^{+15}_{-14}$	$^{+0.2}_{-0.1}$	$^{+0.0}_{-0.0}$	$^{+1.3}_{-1.3}$	3.2	0.3	0.2			0.98	$^{+2}_{-1}$	0.99
736–894	$4.50 \cdot 10^{-4}$	5.7	0.68	$^{+18}_{-18}$	$^{+0.1}_{-0.1}$	$^{+0.0}_{-0.0}$	$^{+1.1}_{-1.1}$	3.4	0.3	0.0			0.98	$^{+2}_{-1}$	0.99
894–1992	$2.80 \cdot 10^{-6}$	28	3.6	$^{+31}_{-26}$	$^{+0.1}_{-0.1}$	$^{+0.0}_{-0.0}$	$^{+1.4}_{-0.8}$	8.0	0.3	9.2			0.99	$^{+2}_{-1}$	0.99

Table 6. Measured double-differential inclusive jet cross-sections for jets with $R = 0.4$ in the rapidity bin $1.5 \leq |y| < 2.0$. See caption of table 3 for details.

p_T range	σ	$\delta_{\text{stat}}^{\text{data}}$	$\delta_{\text{stat}}^{\text{MC}}$	$u_{\text{in-situ}}$	$u_{\text{pile-up}}$	$u_{\text{close-by}}$	u_{flavour}	u_{JER}	u_{JAR}	u_{unfold}	u_{qual}	u_{lumi}	NPC	u_{NP}	EWC
[GeV]	[pb/GeV]	%	%	%	%	%	%	%	%	%	%	%		%	
100–116	$1.87 \cdot 10^3$	0.88	0.79	$^{+17}_{-14}$	$^{+1.7}_{-1.6}$	$^{+0.7}_{-0.7}$	$^{+4.4}_{-4.2}$	4.8	0.8	0.0			0.96	$^{+5}_{-2}$	1.00
116–134	$7.83 \cdot 10^2$	1.2	0.96	$^{+17}_{-15}$	$^{+1.3}_{-1.3}$	$^{+0.7}_{-0.7}$	$^{+3.9}_{-3.7}$	3.7	0.7	0.0			0.97	$^{+4}_{-2}$	1.00
134–152	$3.63 \cdot 10^2$	1.6	0.52	$^{+17}_{-15}$	$^{+1.3}_{-1.2}$	$^{+0.6}_{-0.6}$	$^{+3.5}_{-3.2}$	3.2	0.6	0.0			0.97	$^{+4}_{-2}$	1.00
152–172	$1.65 \cdot 10^2$	1.3	0.50	$^{+18}_{-16}$	$^{+1.3}_{-1.2}$	$^{+0.6}_{-0.6}$	$^{+3.2}_{-2.9}$	2.9	0.6	0.0			0.97	$^{+4}_{-2}$	1.00
172–194	$7.82 \cdot 10^1$	1.0	0.51	$^{+19}_{-17}$	$^{+1.3}_{-1.2}$	$^{+0.7}_{-0.6}$	$^{+2.8}_{-2.6}$	2.8	0.6	0.0			0.97	$^{+3}_{-2}$	1.00
194–216	$3.57 \cdot 10^1$	1.5	0.55	$^{+20}_{-17}$	$^{+1.3}_{-1.1}$	$^{+0.9}_{-0.7}$	$^{+2.4}_{-2.3}$	2.7	0.6	0.0			0.97	$^{+3}_{-2}$	1.00
216–240	$1.69 \cdot 10^1$	1.2	0.71	$^{+20}_{-18}$	$^{+1.1}_{-1.1}$	$^{+0.9}_{-0.8}$	$^{+2.1}_{-2.2}$	2.6	0.5	0.0			0.98	$^{+3}_{-2}$	1.00
240–264	$7.99 \cdot 10^0$	1.7	0.66	$^{+20}_{-18}$	$^{+1.0}_{-1.1}$	$^{+1.0}_{-1.0}$	$^{+2.0}_{-2.1}$	2.6	0.5	0.0			0.98	$^{+3}_{-2}$	1.00
264–290	$3.93 \cdot 10^0$	2.3	0.71	$^{+20}_{-18}$	$^{+0.9}_{-1.0}$	$^{+1.0}_{-1.0}$	$^{+1.9}_{-2.0}$	2.7	0.4	0.0			0.98	$^{+3}_{-2}$	0.99
290–318	$1.73 \cdot 10^0$	3.4	0.71	$^{+20}_{-18}$	$^{+1.0}_{-1.0}$	$^{+1.0}_{-1.0}$	$^{+2.0}_{-1.9}$	3.0	0.4	0.0	0.25	1.8	0.98	$^{+3}_{-2}$	0.99
318–346	$7.78 \cdot 10^{-1}$	3.7	1.1	$^{+20}_{-17}$	$^{+1.2}_{-1.1}$	$^{+1.0}_{-0.9}$	$^{+2.0}_{-1.8}$	3.3	0.4	0.0			0.98	$^{+3}_{-2}$	0.99
346–376	$3.66 \cdot 10^{-1}$	2.1	1.9	$^{+20}_{-18}$	$^{+1.3}_{-1.2}$	$^{+0.9}_{-0.8}$	$^{+2.0}_{-2.0}$	3.5	0.5	0.0			0.98	$^{+3}_{-1}$	0.99
376–408	$1.53 \cdot 10^{-1}$	1.3	1.3	$^{+21}_{-19}$	$^{+1.3}_{-1.2}$	$^{+0.7}_{-0.6}$	$^{+2.0}_{-2.2}$	3.7	0.5	0.0			0.98	$^{+3}_{-1}$	0.99
408–442	$6.28 \cdot 10^{-2}$	1.9	1.6	$^{+22}_{-20}$	$^{+1.0}_{-0.9}$	$^{+0.4}_{-0.4}$	$^{+1.9}_{-2.3}$	3.9	0.5	0.0			0.98	$^{+3}_{-1}$	0.99
442–478	$2.45 \cdot 10^{-2}$	2.6	1.5	$^{+24}_{-21}$	$^{+0.6}_{-0.6}$	$^{+0.2}_{-0.2}$	$^{+1.8}_{-2.2}$	4.4	0.5	0.0			0.98	$^{+3}_{-1}$	0.99
478–516	$8.45 \cdot 10^{-3}$	2.5	1.5	$^{+27}_{-23}$	$^{+0.3}_{-0.3}$	$^{+0.1}_{-0.1}$	$^{+1.7}_{-2.0}$	5.0	0.5	0.0			0.98	$^{+3}_{-1}$	0.99
516–556	$2.92 \cdot 10^{-3}$	4.3	2.3	$^{+30}_{-25}$	$^{+0.1}_{-0.2}$	$^{+0.0}_{-0.0}$	$^{+1.7}_{-1.9}$	5.7	0.5	0.1			0.98	$^{+3}_{-1}$	0.99
556–642	$5.60 \cdot 10^{-4}$	7.2	2.6	$^{+32}_{-28}$	$^{+0.1}_{-0.1}$	$^{+0.0}_{-0.0}$	$^{+1.6}_{-1.7}$	6.3	0.6	0.1			0.98	$^{+3}_{-1}$	0.99
642–894	$9.83 \cdot 10^{-6}$	33	5.2	$^{+56}_{-47}$	$^{+0.1}_{-0.1}$	$^{+0.0}_{-0.0}$	$^{+1.1}_{-0.6}$	16	2.7	0.2			0.98	$^{+3}_{-1}$	0.98

Table 7. Measured double-differential inclusive jet cross-sections for jets with $R = 0.4$ in the rapidity bin $2.0 \leq |y| < 2.5$. See caption of table 3 for details.

p_T range	σ	$\delta_{\text{stat}}^{\text{data}}$	$\delta_{\text{stat}}^{\text{MC}}$	$u_{\text{in-situ}}$	$u_{\text{pile-up}}$	$u_{\text{close-by}}$	u_{flavour}	u_{JER}	u_{JAR}	u_{unfold}	$u_{\text{qual.}}$	u_{lumi}	NPC	u_{NP}	EWC
[GeV]	[pb/GeV]	%	%	%	%	%	%	%	%	%	%	%		%	
100–116	$1.04 \cdot 10^3$	1.2	1.1	+24 -20	+3.1 -2.1	+0.8 -0.7	+3.9 -3.5	5.3	1.5	0.1	0.25	1.8	0.96	+5 -2	1.00
116–134	$4.16 \cdot 10^2$	1.7	0.95	+25 -21	+2.4 -1.9	+0.7 -0.6	+3.3 -3.1	5.0	1.5	0.1			0.96	+5 -2	1.00
134–152	$1.60 \cdot 10^2$	2.4	0.86	+26 -22	+1.9 -2.0	+0.7 -0.6	+2.6 -2.8	4.6	1.3	0.1			0.97	+4 -2	1.00
152–172	$6.41 \cdot 10^1$	2.0	0.84	+28 -24	+1.9 -1.9	+0.8 -0.7	+2.3 -2.5	4.6	1.3	0.0			0.97	+4 -2	1.00
172–194	$2.46 \cdot 10^1$	1.8	0.97	+31 -25	+2.0 -1.8	+0.9 -0.9	+2.1 -2.1	4.9	1.3	0.1			0.97	+4 -2	1.00
194–216	$9.40 \cdot 10^0$	2.8	1.3	+34 -27	+2.0 -1.8	+1.0 -1.1	+2.0 -1.9	5.1	1.3	0.1			0.97	+4 -2	1.00
216–240	$3.40 \cdot 10^0$	2.5	1.1	+36 -28	+2.0 -1.8	+1.3 -1.2	+2.0 -2.0	5.4	1.1	0.0			0.97	+4 -2	0.99
240–264	$1.18 \cdot 10^0$	4.0	1.9	+40 -30	+1.9 -1.8	+1.6 -1.3	+2.0 -1.9	6.1	1.1	0.0			0.97	+4 -1	0.99
264–290	$4.11 \cdot 10^{-1}$	6.6	2.4	+42 -31	+1.7 -1.7	+1.6 -1.3	+2.0 -1.8	7.0	1.2	0.0			0.97	+4 -1	0.99
290–318	$1.46 \cdot 10^{-1}$	10	2.1	+45 -32	+1.4 -1.7	+1.5 -1.3	+1.9 -1.8	8.0	1.4	0.1			0.97	+4 -1	0.99
318–376	$2.82 \cdot 10^{-2}$	15	2.6	+49 -34	+1.4 -2.0	+1.2 -1.0	+1.9 -1.9	10	2.1	0.0			0.97	+4 -1	0.99
376–478	$6.88 \cdot 10^{-4}$	12	7.9	+62 -46	+5.3 -3.1	+0.6 -0.5	+4.3 -1.4	17	6.8	0.6			0.97	+4 -1	0.99

Table 8. Measured double-differential inclusive jet cross-sections for jets with $R = 0.4$ in the rapidity bin $2.5 \leq |y| < 3.0$. See caption of table 3 for details.

$p_{T\text{range}}$ [GeV]	σ [pb/GeV]	$\delta_{\text{stat}}^{\text{data}}$ %	$\delta_{\text{stat}}^{\text{MC}}$ %	$u_{\text{in-situ}}$ %	$u_{\text{pile-up}}$ %	$u_{\text{close-by}}$ %	u_{flavour} %	u_{JER} %	u_{JAR} %	u_{unfold} %	$u_{\text{qual.}}$ %	u_{lumi} %	NPC	u_{NP} %	EWC
100–116	$5.52 \cdot 10^3$	0.54	0.73	+4.8 -5.1	+1.5 -1.7	+1.3 -1.3	+6.0 -5.8	3.1	0.1	0.1			0.97	+10 -0	1.00
116–134	$2.60 \cdot 10^3$	0.67	0.49	+4.4 -4.6	+1.2 -1.4	+1.1 -1.1	+5.7 -5.5	2.2	0.1	0.1			0.97	+9 -0	1.00
134–152	$1.26 \cdot 10^3$	0.75	0.39	+4.3 -4.3	+1.1 -1.1	+1.0 -1.0	+5.5 -5.3	1.7	0.1	0.0			0.97	+8 -0	1.00
152–172	$6.34 \cdot 10^2$	0.59	0.39	+4.3 -4.2	+1.1 -0.9	+1.0 -0.9	+5.4 -5.1	1.4	0.1	0.0			0.97	+8 -0	1.00
172–194	$3.24 \cdot 10^2$	0.48	0.34	+4.4 -4.1	+1.0 -0.9	+0.9 -0.9	+5.1 -4.7	1.3	0.1	0.0			0.97	+7 -0	1.00
194–216	$1.70 \cdot 10^2$	0.62	0.37	+4.3 -4.0	+0.9 -0.8	+0.9 -0.9	+4.5 -4.1	1.2	0.1	0.0			0.97	+6 -0	1.00
216–240	$9.43 \cdot 10^1$	0.45	0.35	+4.2 -4.1	+0.9 -0.8	+1.0 -1.0	+3.8 -3.6	1.1	0.1	0.0			0.97	+6 -0	1.00
240–264	$5.27 \cdot 10^1$	0.58	0.32	+4.2 -4.2	+0.8 -0.7	+1.0 -1.0	+3.3 -3.2	1.0	0.1	0.0			0.97	+5 -0	1.00
264–290	$3.05 \cdot 10^1$	0.74	0.31	+4.1 -4.1	+0.7 -0.7	+1.0 -1.0	+3.0 -2.9	0.9	0.0	0.0			0.97	+5 -0	1.00
290–318	$1.75 \cdot 10^1$	0.95	0.33	+4.1 -4.1	+0.8 -0.7	+1.0 -1.0	+2.8 -2.7	0.8	0.0	0.0			0.98	+4 -0	1.00
318–346	$1.02 \cdot 10^1$	0.92	0.49	+4.3 -4.0	+0.8 -0.9	+0.9 -0.9	+2.7 -2.7	0.7	0.0	0.0			0.98	+4 -0	1.00
346–376	$6.17 \cdot 10^0$	0.47	0.57	+4.2 -4.2	+0.8 -1.0	+0.8 -0.8	+2.6 -2.6	0.7	0.0	0.0			0.98	+4 -0	1.00
376–408	$3.72 \cdot 10^0$	0.27	0.48	+4.2 -4.4	+0.8 -0.9	+0.6 -0.6	+2.4 -2.4	0.6	0.0	0.0			0.98	+3 -0	1.00
408–442	$2.25 \cdot 10^0$	0.30	0.42	+4.5 -4.4	+0.7 -0.7	+0.4 -0.4	+2.2 -2.2	0.7	0.0	0.0			0.98	+3 -0	1.00
442–478	$1.35 \cdot 10^0$	0.31	0.36	+4.5 -4.3	+0.4 -0.4	+0.2 -0.2	+2.0 -1.9	0.7	0.0	0.0			0.98	+3 -0	1.00
478–516	$8.09 \cdot 10^{-1}$	0.25	0.28	+4.7 -4.4	+0.2 -0.1	+0.1 -0.1	+1.8 -1.7	0.7	0.0	0.0	0.25	1.8	0.98	+3 -0	1.01
516–556	$4.92 \cdot 10^{-1}$	0.32	0.24	+5.0 -4.8	+0.1 -0.0	+0.1 -0.0	+1.6 -1.6	0.7	0.0	0.0			0.98	+2 -0	1.01
556–598	$2.98 \cdot 10^{-1}$	0.39	0.22	+5.3 -5.2	+0.1 -0.1	+0.0 -0.0	+1.5 -1.5	0.7	0.0	0.0			0.98	+2 -0	1.01
598–642	$1.82 \cdot 10^{-1}$	0.49	0.21	+5.7 -5.7	+0.1 -0.1	+0.0 -0.0	+1.4 -1.4	0.7	0.0	0.0			0.98	+2 -0	1.02
642–688	$1.11 \cdot 10^{-1}$	0.62	0.22	+6.4 -6.3	+0.1 -0.1	+0.0 -0.0	+1.3 -1.3	0.7	0.0	0.0			0.98	+2 -0	1.02
688–736	$6.74 \cdot 10^{-2}$	0.77	0.21	+7.0 -6.9	+0.1 -0.1	+0.0 -0.0	+1.3 -1.3	0.7	0.0	0.0			0.98	+2 -0	1.02
736–786	$4.17 \cdot 10^{-2}$	0.94	0.21	+7.6 -7.4	+0.1 -0.1	+0.0 -0.0	+1.3 -1.3	0.7	0.0	0.0			0.98	+2 -0	1.03
786–838	$2.53 \cdot 10^{-2}$	1.2	0.26	+8.5 -8.1	+0.1 -0.1	+0.0 -0.0	+1.2 -1.2	0.8	0.0	0.0			0.98	+2 -0	1.03
838–894	$1.51 \cdot 10^{-2}$	1.5	0.23	+9.2 -8.8	+0.1 -0.1	+0.0 -0.0	+1.1 -1.1	0.8	0.0	0.0			0.98	+2 -0	1.04
894–952	$9.08 \cdot 10^{-3}$	1.9	0.26	+9.8 -9.4	+0.1 -0.1	+0.0 -0.0	+1.1 -1.0	0.8	0.0	0.1			0.98	+2 -0	1.05
952–1012	$5.61 \cdot 10^{-3}$	2.4	0.28	+11 -10	+0.1 -0.1	+0.0 -0.0	+1.0 -0.9	0.8	0.0	0.2			0.98	+2 -0	1.05
1012–1076	$3.29 \cdot 10^{-3}$	3.1	0.34	+12 -11	+0.1 -0.1	+0.0 -0.0	+0.9 -0.9	0.8	0.0	0.4			0.98	+2 -0	1.06
1076–1162	$1.85 \cdot 10^{-3}$	3.8	0.35	+12 -11	+0.1 -0.1	+0.0 -0.0	+0.8 -0.8	0.8	0.0	0.2			0.99	+2 -0	1.07
1162–1310	$8.05 \cdot 10^{-4}$	5.0	0.28	+13 -13	+0.1 -0.1	+0.0 -0.0	+0.7 -0.7	1.0	0.0	2.7			0.99	+2 -0	1.08
1310–1530	$1.72 \cdot 10^{-4}$	9.5	0.27	+21 -21	+0.1 -0.1	+0.0 -0.0	+0.7 -0.6	1.3	0.0	2.1			0.99	+2 -0	1.10
1530–1992	$1.39 \cdot 10^{-5}$	24	0.52	+46 -38	+0.0 -0.1	+0.0 -0.0	+0.5 -0.6	2.5	0.0	8.5			0.99	+2 -0	1.13

Table 9. Measured double-differential inclusive jet cross-sections for jets with $R = 0.6$ in the rapidity bin $|y| < 0.5$. Here, σ is the measured double differential cross-section $d^2\sigma/dp_T dy$, averaged in each bin. All uncertainties are given in %. The variable $\delta_{\text{stat}}^{\text{data}}$ ($\delta_{\text{stat}}^{\text{MC}}$) is the statistical uncertainty from the data (MC simulation). The u components show the uncertainties due to the jet energy calibration from the in-situ, pile-up, close-by jet, and flavour components. The uncertainty due to the jet energy and angular resolution, the unfolding, the quality selection, and the integrated luminosity are also shown by the u components. While all columns are uncorrelated with each other, the in-situ, pile-up, and flavour uncertainties shown here are the sum in quadrature of multiple uncorrelated components. In the last three columns, the correction factors for non-perturbative effects (NPC) with their uncertainties (u_{NP}) and electroweak effects (EWC) are shown.

p_T range	σ	$\delta_{\text{stat}}^{\text{data}}$	$\delta_{\text{stat}}^{\text{MC}}$	$u_{\text{in-situ}}$	$u_{\text{pile-up}}$	$u_{\text{close-by}}$	u_{flavour}	u_{JER}	u_{JAR}	u_{unfold}	u_{qual}	u_{lumi}	NPC	u_{NP}	EWC
[GeV]	[pb/GeV]	%	%	%	%	%	%	%	%	%	%	%	%	%	%
100–116	$5.14 \cdot 10^3$	0.57	0.75	$+5.7$ -4.8	$+1.9$ -1.4	$+1.6$ -1.2	$+6.7$ -5.8	4.1	0.6	0.1			0.97	$+10$ -0	1.00
116–134	$2.41 \cdot 10^3$	0.70	0.55	$+5.6$ -4.7	$+1.7$ -1.3	$+1.3$ -1.1	$+6.1$ -5.3	3.2	0.5	0.1			0.97	$+9$ -0	1.00
134–152	$1.16 \cdot 10^3$	0.79	0.45	$+5.0$ -4.6	$+1.4$ -1.2	$+1.0$ -0.9	$+5.5$ -5.0	2.3	0.3	0.0			0.97	$+8$ -0	1.00
152–172	$5.75 \cdot 10^2$	0.62	0.37	$+4.6$ -4.6	$+1.2$ -1.1	$+0.9$ -0.8	$+5.0$ -4.9	1.8	0.2	0.0			0.97	$+8$ -0	1.00
172–194	$2.93 \cdot 10^2$	0.51	0.37	$+4.7$ -4.6	$+1.1$ -1.0	$+0.9$ -0.8	$+4.7$ -4.6	1.5	0.2	0.0			0.97	$+7$ -0	1.00
194–216	$1.54 \cdot 10^2$	0.63	0.37	$+4.8$ -4.7	$+1.0$ -1.0	$+0.9$ -0.9	$+4.4$ -4.2	1.4	0.1	0.0			0.97	$+6$ -0	1.00
216–240	$8.33 \cdot 10^1$	0.48	0.34	$+4.7$ -4.7	$+0.9$ -0.9	$+1.0$ -1.0	$+3.9$ -3.8	1.2	0.1	0.0			0.97	$+6$ -0	1.00
240–264	$4.63 \cdot 10^1$	0.63	0.33	$+4.6$ -4.7	$+0.8$ -0.9	$+1.0$ -1.0	$+3.5$ -3.5	1.0	0.1	0.0			0.97	$+5$ -0	1.00
264–290	$2.69 \cdot 10^1$	0.80	0.34	$+4.7$ -4.6	$+0.8$ -0.8	$+1.1$ -1.0	$+3.2$ -3.1	1.0	0.1	0.0			0.98	$+5$ -0	1.00
290–318	$1.54 \cdot 10^1$	1.0	0.37	$+4.7$ -4.4	$+0.9$ -0.8	$+1.0$ -1.0	$+2.9$ -2.8	1.0	0.1	0.0			0.98	$+4$ -0	1.00
318–346	$9.08 \cdot 10^0$	0.94	0.46	$+4.8$ -4.2	$+1.0$ -0.9	$+0.9$ -0.9	$+2.6$ -2.5	1.0	0.1	0.0			0.98	$+4$ -0	1.00
346–376	$5.41 \cdot 10^0$	0.50	0.62	$+4.7$ -4.3	$+1.0$ -0.9	$+0.8$ -0.7	$+2.3$ -2.2	0.9	0.1	0.0			0.98	$+4$ -0	1.00
376–408	$3.21 \cdot 10^0$	0.28	0.47	$+4.5$ -4.5	$+1.0$ -0.9	$+0.6$ -0.6	$+2.0$ -2.0	0.9	0.0	0.0			0.98	$+4$ -0	1.00
408–442	$1.93 \cdot 10^0$	0.33	0.45	$+4.7$ -4.4	$+0.8$ -0.7	$+0.5$ -0.4	$+1.8$ -1.7	0.9	0.0	0.0			0.98	$+3$ -0	1.00
442–478	$1.13 \cdot 10^0$	0.33	0.38	$+4.6$ -4.5	$+0.5$ -0.3	$+0.3$ -0.3	$+1.5$ -1.5	0.9	0.0	0.0	0.25	1.8	0.98	$+3$ -0	1.00
478–516	$6.77 \cdot 10^{-1}$	0.27	0.26	$+4.7$ -4.7	$+0.2$ -0.1	$+0.1$ -0.1	$+1.3$ -1.3	0.8	0.0	0.0			0.98	$+3$ -0	1.00
516–556	$4.05 \cdot 10^{-1}$	0.34	0.26	$+5.1$ -5.0	$+0.1$ -0.0	$+0.0$ -0.0	$+1.1$ -1.1	0.8	0.0	0.0			0.98	$+3$ -0	1.01
556–598	$2.41 \cdot 10^{-1}$	0.43	0.24	$+5.6$ -5.5	$+0.1$ -0.1	$+0.0$ -0.0	$+1.0$ -1.0	0.8	0.0	0.0			0.98	$+3$ -0	1.01
598–642	$1.43 \cdot 10^{-1}$	0.53	0.21	$+6.1$ -6.0	$+0.1$ -0.1	$+0.0$ -0.0	$+0.8$ -0.8	0.9	0.0	0.0			0.98	$+2$ -0	1.01
642–688	$8.58 \cdot 10^{-2}$	0.69	0.22	$+6.7$ -6.6	$+0.1$ -0.1	$+0.0$ -0.0	$+0.7$ -0.7	0.9	0.1	0.0			0.98	$+2$ -0	1.01
688–736	$5.13 \cdot 10^{-2}$	0.87	0.22	$+7.3$ -7.2	$+0.1$ -0.1	$+0.0$ -0.0	$+0.7$ -0.7	0.9	0.1	0.0			0.98	$+2$ -0	1.01
736–786	$3.03 \cdot 10^{-2}$	1.1	0.25	$+8.2$ -8.1	$+0.1$ -0.1	$+0.0$ -0.0	$+0.6$ -0.6	0.9	0.1	0.0			0.98	$+2$ -0	1.02
786–838	$1.79 \cdot 10^{-2}$	1.4	0.24	$+9.0$ -8.8	$+0.1$ -0.1	$+0.0$ -0.0	$+0.6$ -0.6	0.9	0.1	0.0			0.98	$+2$ -0	1.02
838–894	$1.08 \cdot 10^{-2}$	1.7	0.26	$+9.9$ -9.6	$+0.1$ -0.1	$+0.0$ -0.0	$+0.6$ -0.6	1.0	0.1	0.0			0.98	$+2$ -0	1.02
894–952	$6.00 \cdot 10^{-3}$	2.3	0.28	$+11$ -10	$+0.1$ -0.1	$+0.0$ -0.0	$+0.7$ -0.7	1.1	0.1	0.0			0.98	$+2$ -0	1.03
952–1012	$3.38 \cdot 10^{-3}$	3.1	0.35	$+11$ -11	$+0.1$ -0.1	$+0.0$ -0.0	$+0.7$ -0.7	1.2	0.1	0.1			0.98	$+2$ -0	1.03
1012–1162	$1.23 \cdot 10^{-3}$	3.7	0.26	$+13$ -12	$+0.1$ -0.1	$+0.0$ -0.0	$+0.9$ -0.9	1.3	0.1	0.1			0.98	$+2$ -0	1.04
1162–1310	$2.86 \cdot 10^{-4}$	7.7	0.33	$+15$ -14	$+0.1$ -0.1	$+0.0$ -0.0	$+1.0$ -1.0	1.4	0.1	1.0			0.99	$+2$ -0	1.05
1310–1992	$2.39 \cdot 10^{-5}$	14	0.34	$+29$ -28	$+0.0$ -0.1	$+0.0$ -0.0	$+1.1$ -1.1	2.8	0.1	4.4			0.99	$+2$ -0	1.06

Table 10. Measured double-differential inclusive jet cross-sections for jets with $R = 0.6$ in the rapidity bin $0.5 \leq |y| < 1.0$. See caption of table 9 for details.

p_T range	σ	$\delta_{\text{stat}}^{\text{data}}$	$\delta_{\text{stat}}^{\text{MC}}$	$u_{\text{in-situ}}$	$u_{\text{pile-up}}$	$u_{\text{close-by}}$	u_{flavour}	u_{JER}	u_{JAR}	u_{unfold}	u_{qual}	u_{lumi}	NPC	u_{NP}	EWC
[GeV]	[pb/GeV]	%	%	%	%	%	%	%	%	%	%	%		%	
100–116	$4.20 \cdot 10^3$	0.72	0.81	$+7.6$ -7.5	$+1.9$ -1.9	$+1.4$ -1.5	$+6.8$ -6.5	7.4	0.5	0.4			0.97	$+9$ -0	1.00
116–134	$1.95 \cdot 10^3$	0.84	0.64	$+7.7$ -7.4	$+1.7$ -1.5	$+1.3$ -1.2	$+6.2$ -5.9	5.9	0.3	0.3			0.97	$+9$ -0	1.00
134–152	$9.37 \cdot 10^2$	0.86	0.46	$+7.5$ -7.2	$+1.5$ -1.3	$+1.1$ -1.0	$+5.6$ -5.3	4.6	0.3	0.0			0.97	$+8$ -0	1.00
152–172	$4.64 \cdot 10^2$	0.68	0.39	$+7.4$ -7.1	$+1.3$ -1.2	$+1.0$ -0.9	$+5.1$ -4.8	3.8	0.2	0.0			0.97	$+7$ -0	1.00
172–194	$2.32 \cdot 10^2$	0.56	0.40	$+7.4$ -7.0	$+1.3$ -1.2	$+0.9$ -0.8	$+4.6$ -4.4	3.3	0.2	0.0			0.97	$+7$ -0	1.00
194–216	$1.20 \cdot 10^2$	0.71	0.44	$+7.3$ -7.0	$+1.1$ -1.1	$+1.0$ -0.9	$+4.2$ -4.0	2.9	0.2	0.0			0.97	$+6$ -0	1.00
216–240	$6.36 \cdot 10^1$	0.55	0.44	$+7.0$ -7.0	$+1.0$ -1.0	$+1.0$ -1.1	$+3.8$ -3.7	2.6	0.1	0.0			0.97	$+6$ -0	1.00
240–264	$3.51 \cdot 10^1$	0.70	0.42	$+6.9$ -6.7	$+1.0$ -0.9	$+1.1$ -1.1	$+3.5$ -3.4	2.5	0.1	0.0			0.98	$+5$ -0	1.00
264–290	$1.98 \cdot 10^1$	0.93	0.40	$+6.7$ -6.3	$+1.0$ -0.9	$+1.1$ -1.1	$+3.2$ -3.1	2.4	0.2	0.0			0.98	$+5$ -0	1.00
290–318	$1.12 \cdot 10^1$	1.2	0.52	$+6.5$ -6.1	$+1.0$ -0.9	$+1.1$ -1.1	$+2.9$ -2.8	2.4	0.1	0.0			0.98	$+5$ -0	1.00
318–346	$6.37 \cdot 10^0$	1.1	0.57	$+6.4$ -6.1	$+1.1$ -1.0	$+1.0$ -1.0	$+2.6$ -2.5	2.3	0.1	0.0			0.98	$+4$ -0	1.00
346–376	$3.71 \cdot 10^0$	0.59	0.65	$+6.3$ -5.9	$+1.2$ -1.1	$+0.9$ -0.9	$+2.3$ -2.2	2.2	0.1	0.0			0.98	$+4$ -0	1.00
376–408	$2.15 \cdot 10^0$	0.35	0.52	$+6.1$ -5.9	$+1.2$ -1.0	$+0.7$ -0.7	$+2.0$ -1.9	2.2	0.1	0.0	0.25	1.8	0.98	$+4$ -0	1.00
408–442	$1.23 \cdot 10^0$	0.39	0.50	$+5.8$ -5.8	$+0.9$ -0.8	$+0.5$ -0.5	$+1.8$ -1.7	2.1	0.1	0.0			0.98	$+4$ -0	1.00
442–478	$7.13 \cdot 10^{-1}$	0.41	0.40	$+6.0$ -5.7	$+0.5$ -0.4	$+0.3$ -0.3	$+1.6$ -1.5	2.2	0.1	0.0			0.98	$+3$ -0	1.00
478–516	$4.06 \cdot 10^{-1}$	0.35	0.32	$+6.2$ -5.8	$+0.2$ -0.1	$+0.1$ -0.1	$+1.5$ -1.4	2.2	0.1	0.0			0.98	$+3$ -0	1.00
516–556	$2.29 \cdot 10^{-1}$	0.44	0.30	$+6.6$ -6.2	$+0.1$ -0.1	$+0.0$ -0.0	$+1.4$ -1.3	2.3	0.1	0.0			0.98	$+3$ -0	1.00
556–598	$1.29 \cdot 10^{-1}$	0.58	0.32	$+7.0$ -6.6	$+0.1$ -0.1	$+0.0$ -0.0	$+1.2$ -1.2	2.4	0.1	0.0			0.98	$+3$ -0	1.00
598–642	$7.17 \cdot 10^{-2}$	0.75	0.28	$+7.6$ -7.4	$+0.1$ -0.1	$+0.0$ -0.0	$+1.1$ -1.1	2.4	0.1	0.0			0.98	$+3$ -0	1.00
642–688	$3.90 \cdot 10^{-2}$	0.98	0.26	$+8.3$ -8.2	$+0.1$ -0.1	$+0.0$ -0.0	$+1.0$ -1.0	2.5	0.1	0.0			0.98	$+3$ -0	1.00
688–736	$2.13 \cdot 10^{-2}$	1.3	0.28	$+9.3$ -9.1	$+0.1$ -0.1	$+0.0$ -0.0	$+1.0$ -1.0	2.6	0.1	0.0			0.98	$+3$ -0	1.00
736–786	$1.17 \cdot 10^{-2}$	1.7	0.30	$+10$ -10	$+0.1$ -0.1	$+0.0$ -0.0	$+0.9$ -1.0	2.8	0.1	0.1			0.98	$+3$ -0	1.00
786–838	$5.96 \cdot 10^{-3}$	2.3	0.34	$+11$ -11	$+0.1$ -0.1	$+0.0$ -0.0	$+0.9$ -1.0	3.0	0.1	0.1			0.98	$+3$ -0	1.00
838–894	$3.05 \cdot 10^{-3}$	3.2	0.45	$+12$ -12	$+0.1$ -0.1	$+0.0$ -0.0	$+1.0$ -1.0	3.1	0.1	0.9			0.99	$+3$ -0	1.01
894–1012	$1.06 \cdot 10^{-3}$	4.3	0.33	$+14$ -13	$+0.1$ -0.1	$+0.0$ -0.0	$+1.0$ -1.0	3.4	0.1	2.4			0.99	$+3$ -0	1.01
1012–1992	$3.59 \cdot 10^{-5}$	8.8	0.50	$+19$ -18	$+0.1$ -0.2	$+0.0$ -0.0	$+1.5$ -1.7	4.4	0.1	2.0			0.99	$+2$ -0	1.01

Table 11. Measured double-differential inclusive jet cross-sections for jets with $R = 0.6$ in the rapidity bin $1.0 \leq |y| < 1.5$. See caption of table 9 for details.

$p_{T\text{range}}$ [GeV]	σ [pb/GeV]	$\delta_{\text{stat}}^{\text{data}}$ %	$\delta_{\text{stat}}^{\text{MC}}$ %	$u_{\text{in-situ}}$ %	$u_{\text{pile-up}}$ %	$u_{\text{close-by}}$ %	u_{flavour} %	u_{JER} %	u_{JAR} %	u_{unfold} %	$u_{\text{qual.}}$ %	u_{lumi} %	NPC	u_{NP} %	EWC
100–116	$3.25 \cdot 10^3$	0.63	0.99	$^{+11}_{-10}$	$^{+2.0}_{-2.0}$	$^{+1.6}_{-1.4}$	$^{+6.9}_{-6.6}$	9.1	1.0	0.4			0.97	$^{+9}_{-0}$	1.00
116–134	$1.47 \cdot 10^3$	0.87	0.66	$^{+11}_{-10}$	$^{+1.8}_{-1.5}$	$^{+1.5}_{-1.2}$	$^{+6.1}_{-5.6}$	7.1	0.7	0.2			0.97	$^{+9}_{-0}$	1.00
134–152	$6.91 \cdot 10^2$	1.1	0.54	$^{+12}_{-10}$	$^{+1.8}_{-1.3}$	$^{+1.2}_{-1.0}$	$^{+5.6}_{-4.9}$	5.9	0.6	0.0			0.97	$^{+8}_{-0}$	1.00
152–172	$3.42 \cdot 10^2$	0.81	0.43	$^{+12}_{-11}$	$^{+1.6}_{-1.3}$	$^{+1.0}_{-1.0}$	$^{+5.0}_{-4.6}$	5.2	0.5	0.0			0.97	$^{+7}_{-0}$	1.00
172–194	$1.66 \cdot 10^2$	0.67	0.45	$^{+12}_{-11}$	$^{+1.4}_{-1.3}$	$^{+1.0}_{-1.0}$	$^{+4.4}_{-4.1}$	4.5	0.4	0.0			0.97	$^{+7}_{-0}$	1.00
194–216	$8.16 \cdot 10^1$	0.92	0.47	$^{+11}_{-11}$	$^{+1.3}_{-1.2}$	$^{+1.0}_{-1.0}$	$^{+3.8}_{-3.6}$	3.9	0.3	0.0			0.97	$^{+6}_{-0}$	1.00
216–240	$4.28 \cdot 10^1$	0.69	0.43	$^{+11}_{-10}$	$^{+1.1}_{-1.1}$	$^{+1.1}_{-1.1}$	$^{+3.4}_{-3.3}$	3.8	0.3	0.0			0.98	$^{+6}_{-0}$	1.00
240–264	$2.28 \cdot 10^1$	0.90	0.42	$^{+11}_{-10}$	$^{+1.1}_{-1.0}$	$^{+1.2}_{-1.1}$	$^{+3.2}_{-3.1}$	3.7	0.3	0.0			0.98	$^{+5}_{-0}$	1.00
264–290	$1.23 \cdot 10^1$	1.2	0.50	$^{+11}_{-9.6}$	$^{+1.1}_{-1.0}$	$^{+1.3}_{-1.1}$	$^{+3.1}_{-2.9}$	3.7	0.3	0.0			0.98	$^{+5}_{-0}$	1.00
290–318	$6.38 \cdot 10^0$	1.6	0.52	$^{+10}_{-9.3}$	$^{+1.2}_{-1.1}$	$^{+1.2}_{-1.1}$	$^{+2.9}_{-2.7}$	3.6	0.3	0.1			0.98	$^{+5}_{-0}$	1.00
318–346	$3.48 \cdot 10^0$	1.6	0.66	$^{+9.9}_{-9.3}$	$^{+1.2}_{-1.2}$	$^{+1.1}_{-1.0}$	$^{+2.6}_{-2.6}$	3.7	0.3	0.0			0.98	$^{+4}_{-0}$	1.00
346–376	$1.93 \cdot 10^0$	0.84	0.78	$^{+9.7}_{-9.5}$	$^{+1.3}_{-1.2}$	$^{+0.9}_{-0.9}$	$^{+2.3}_{-2.4}$	3.9	0.3	0.0	0.25	1.8	0.98	$^{+4}_{-0}$	1.00
376–408	$1.02 \cdot 10^0$	0.50	0.80	$^{+9.7}_{-9.1}$	$^{+1.3}_{-1.2}$	$^{+0.7}_{-0.8}$	$^{+2.2}_{-2.2}$	4.0	0.3	0.0			0.98	$^{+4}_{-0}$	0.99
408–442	$5.31 \cdot 10^{-1}$	0.63	0.67	$^{+9.7}_{-8.8}$	$^{+1.1}_{-1.0}$	$^{+0.5}_{-0.5}$	$^{+2.1}_{-2.0}$	4.0	0.3	0.0			0.98	$^{+4}_{-0}$	0.99
442–478	$2.74 \cdot 10^{-1}$	0.69	0.59	$^{+10}_{-8.9}$	$^{+0.7}_{-0.6}$	$^{+0.3}_{-0.3}$	$^{+2.0}_{-1.9}$	4.2	0.3	0.0			0.98	$^{+3}_{-0}$	0.99
478–516	$1.37 \cdot 10^{-1}$	0.60	0.52	$^{+10}_{-9.3}$	$^{+0.3}_{-0.2}$	$^{+0.1}_{-0.1}$	$^{+1.9}_{-1.8}$	4.5	0.3	0.0			0.98	$^{+3}_{-0}$	0.99
516–556	$6.73 \cdot 10^{-2}$	0.81	0.58	$^{+11}_{-9.7}$	$^{+0.1}_{-0.1}$	$^{+0.0}_{-0.0}$	$^{+1.8}_{-1.7}$	5.0	0.3	0.1			0.98	$^{+3}_{-0}$	0.99
556–598	$3.17 \cdot 10^{-2}$	1.2	0.57	$^{+11}_{-11}$	$^{+0.2}_{-0.1}$	$^{+0.0}_{-0.0}$	$^{+1.7}_{-1.7}$	5.5	0.3	0.1			0.98	$^{+3}_{-0}$	0.99
598–642	$1.44 \cdot 10^{-2}$	1.6	0.52	$^{+12}_{-12}$	$^{+0.2}_{-0.2}$	$^{+0.0}_{-0.0}$	$^{+1.6}_{-1.6}$	6.1	0.3	0.1			0.99	$^{+3}_{-0}$	0.99
642–688	$6.47 \cdot 10^{-3}$	2.5	0.64	$^{+13}_{-13}$	$^{+0.1}_{-0.2}$	$^{+0.0}_{-0.0}$	$^{+1.5}_{-1.6}$	6.8	0.3	0.1			0.99	$^{+3}_{-0}$	0.99
688–736	$2.66 \cdot 10^{-3}$	3.6	0.61	$^{+14}_{-14}$	$^{+0.1}_{-0.2}$	$^{+0.0}_{-0.0}$	$^{+1.4}_{-1.5}$	7.4	0.3	1.3			0.99	$^{+3}_{-0}$	0.99
736–894	$5.36 \cdot 10^{-4}$	5.3	0.55	$^{+16}_{-16}$	$^{+0.0}_{-0.1}$	$^{+0.0}_{-0.0}$	$^{+1.2}_{-1.2}$	8.5	0.3	2.7			0.99	$^{+3}_{-0}$	0.99
894–1992	$2.70 \cdot 10^{-6}$	27	2.9	$^{+30}_{-27}$	$^{+0.0}_{-0.5}$	$^{+0.0}_{-0.0}$	$^{+1.3}_{-1.4}$	15	0.6	4.3			0.99	$^{+2}_{-0}$	0.99

Table 12. Measured double-differential inclusive jet cross-sections for jets with $R = 0.6$ in the rapidity bin $1.5 \leq |y| < 2.0$. See caption of table 9 for details.

p_T range	σ	$\delta_{\text{stat}}^{\text{data}}$	$\delta_{\text{stat}}^{\text{MC}}$	$u_{\text{in-situ}}$	$u_{\text{pile-up}}$	$u_{\text{close-by}}$	u_{flavour}	u_{JER}	u_{JAR}	u_{unfold}	u_{qual}	u_{lumi}	NPC	u_{NP}	EWC
[GeV]	[pb/GeV]	%	%	%	%	%	%	%	%	%	%	%		%	
100–116	$2.26 \cdot 10^3$	0.86	1.0	$^{+15}_{-14}$	$^{+2.0}_{-2.3}$	$^{+1.6}_{-1.3}$	$^{+4.8}_{-4.5}$	12	1.5	0.4			0.97	$^{+9}_{-0}$	1.00
116–134	$9.78 \cdot 10^2$	1.1	0.97	$^{+15}_{-14}$	$^{+2.0}_{-1.9}$	$^{+1.2}_{-1.1}$	$^{+4.2}_{-3.9}$	9.7	1.1	0.1			0.97	$^{+9}_{-0}$	1.00
134–152	$4.45 \cdot 10^2$	1.4	0.82	$^{+15}_{-14}$	$^{+1.8}_{-1.6}$	$^{+1.0}_{-1.0}$	$^{+3.8}_{-3.5}$	7.6	0.9	0.0			0.97	$^{+8}_{-0}$	1.00
152–172	$1.98 \cdot 10^2$	1.1	1.1	$^{+15}_{-15}$	$^{+1.6}_{-1.5}$	$^{+1.0}_{-1.0}$	$^{+3.4}_{-3.3}$	6.4	0.8	0.0			0.98	$^{+7}_{-0}$	1.00
172–194	$9.36 \cdot 10^1$	0.92	0.51	$^{+16}_{-15}$	$^{+1.6}_{-1.5}$	$^{+1.0}_{-0.9}$	$^{+3.2}_{-3.1}$	5.9	0.8	0.0			0.98	$^{+7}_{-0}$	1.00
194–216	$4.22 \cdot 10^1$	1.3	0.55	$^{+17}_{-15}$	$^{+1.6}_{-1.4}$	$^{+1.0}_{-1.0}$	$^{+3.0}_{-2.9}$	5.4	0.7	0.1			0.98	$^{+6}_{-0}$	1.00
216–240	$2.00 \cdot 10^1$	1.0	0.77	$^{+17}_{-16}$	$^{+1.5}_{-1.4}$	$^{+1.1}_{-1.1}$	$^{+2.8}_{-2.8}$	5.2	0.7	0.0			0.98	$^{+6}_{-0}$	1.00
240–264	$9.67 \cdot 10^0$	1.5	0.59	$^{+18}_{-16}$	$^{+1.3}_{-1.3}$	$^{+1.2}_{-1.2}$	$^{+2.7}_{-2.6}$	5.2	0.7	0.0			0.98	$^{+6}_{-0}$	1.00
264–290	$4.69 \cdot 10^0$	2.1	0.71	$^{+18}_{-15}$	$^{+1.3}_{-1.2}$	$^{+1.3}_{-1.2}$	$^{+2.5}_{-2.5}$	5.5	0.7	0.0			0.98	$^{+5}_{-0}$	0.99
290–318	$2.14 \cdot 10^0$	3.0	0.76	$^{+17}_{-15}$	$^{+1.4}_{-1.3}$	$^{+1.2}_{-1.2}$	$^{+2.5}_{-2.4}$	5.8	0.8	0.1	0.25	1.8	0.98	$^{+5}_{-0}$	0.99
318–346	$9.48 \cdot 10^{-1}$	3.4	0.86	$^{+17}_{-15}$	$^{+1.6}_{-1.4}$	$^{+1.1}_{-1.0}$	$^{+2.3}_{-2.3}$	6.2	0.7	0.0			0.98	$^{+5}_{-0}$	0.99
346–376	$4.32 \cdot 10^{-1}$	1.9	1.2	$^{+17}_{-15}$	$^{+1.8}_{-1.6}$	$^{+0.9}_{-0.9}$	$^{+2.2}_{-2.2}$	6.6	0.6	0.1			0.98	$^{+5}_{-0}$	0.99
376–408	$1.83 \cdot 10^{-1}$	1.2	1.1	$^{+17}_{-16}$	$^{+1.8}_{-1.6}$	$^{+0.7}_{-0.7}$	$^{+2.1}_{-2.3}$	7.2	0.5	0.0			0.98	$^{+5}_{-0}$	0.99
408–442	$7.48 \cdot 10^{-2}$	1.8	1.6	$^{+18}_{-17}$	$^{+1.6}_{-1.3}$	$^{+0.5}_{-0.5}$	$^{+2.1}_{-2.3}$	7.8	0.4	0.0			0.98	$^{+5}_{-0}$	0.99
442–478	$2.88 \cdot 10^{-2}$	2.4	1.4	$^{+20}_{-18}$	$^{+1.1}_{-0.8}$	$^{+0.3}_{-0.3}$	$^{+2.1}_{-2.2}$	8.5	0.4	0.1			0.98	$^{+5}_{-0}$	0.99
478–516	$1.01 \cdot 10^{-2}$	2.3	1.3	$^{+22}_{-20}$	$^{+0.5}_{-0.4}$	$^{+0.2}_{-0.1}$	$^{+2.1}_{-2.1}$	9.4	0.4	0.1			0.98	$^{+5}_{-0}$	0.99
516–556	$3.29 \cdot 10^{-3}$	4.0	2.2	$^{+24}_{-22}$	$^{+0.1}_{-0.1}$	$^{+0.1}_{-0.0}$	$^{+1.9}_{-2.0}$	11	0.4	0.8			0.98	$^{+5}_{-0}$	0.99
556–642	$6.57 \cdot 10^{-4}$	6.6	2.4	$^{+27}_{-22}$	$^{+0.1}_{-0.2}$	$^{+0.0}_{-0.0}$	$^{+1.4}_{-1.8}$	13	0.4	1.2			0.98	$^{+5}_{-0}$	0.99
642–894	$1.20 \cdot 10^{-5}$	29	5.5	$^{+48}_{-38}$	$^{+0.2}_{-0.3}$	$^{+0.0}_{-0.0}$	$^{+0.2}_{-0.7}$	31	0.4	1.7			0.98	$^{+5}_{-0}$	0.98

Table 13. Measured double-differential inclusive jet cross-sections for jets with $R = 0.6$ in the rapidity bin $2.0 \leq |y| < 2.5$. See caption of table 9 for details.

p_T range	σ	$\delta_{\text{stat}}^{\text{data}}$	$\delta_{\text{stat}}^{\text{MC}}$	$u_{\text{in-situ}}$	$u_{\text{pile-up}}$	$u_{\text{close-by}}$	u_{flavour}	u_{JER}	u_{JAR}	u_{unfold}	$u_{\text{qual.}}$	u_{lumi}	NPC	u_{NP}	EWC
[GeV]	[pb/GeV]	%	%	%	%	%	%	%	%	%	%	%		%	
100–116	$1.36 \cdot 10^3$	1.0	1.1	$+21_{-18}$	$+2.6_{-1.9}$	$+1.4_{-1.4}$	$+3.5_{-3.0}$	13	2.6	0.1	0.25	1.8	0.97	$+9_{-0}$	1.00
116–134	$5.20 \cdot 10^2$	1.5	1.1	$+22_{-19}$	$+2.1_{-2.1}$	$+1.3_{-1.1}$	$+2.8_{-2.9}$	10	2.3	0.1			0.97	$+9_{-0}$	1.00
134–152	$2.04 \cdot 10^2$	2.1	0.83	$+22_{-20}$	$+2.1_{-2.4}$	$+1.1_{-1.0}$	$+2.6_{-2.9}$	9.0	2.1	0.0			0.97	$+8_{-0}$	1.00
152–172	$8.20 \cdot 10^1$	1.7	0.83	$+23_{-21}$	$+2.1_{-2.6}$	$+1.0_{-1.0}$	$+2.5_{-2.9}$	8.4	1.9	0.0			0.97	$+7_{-0}$	1.00
172–194	$3.10 \cdot 10^1$	1.6	0.92	$+25_{-22}$	$+2.1_{-2.5}$	$+1.0_{-1.1}$	$+2.4_{-2.8}$	8.4	2.0	0.0			0.98	$+7_{-0}$	1.00
194–216	$1.14 \cdot 10^1$	2.5	1.1	$+28_{-23}$	$+2.2_{-2.2}$	$+1.1_{-1.1}$	$+2.6_{-2.6}$	8.9	2.3	0.1			0.98	$+7_{-0}$	1.00
216–240	$4.30 \cdot 10^0$	2.2	1.6	$+31_{-25}$	$+2.3_{-2.2}$	$+1.2_{-1.1}$	$+2.8_{-2.6}$	9.7	2.7	0.0			0.98	$+6_{-0}$	0.99
240–264	$1.50 \cdot 10^0$	3.5	1.6	$+34_{-27}$	$+2.5_{-2.2}$	$+1.4_{-1.3}$	$+2.9_{-2.7}$	10	2.9	0.0			0.98	$+6_{-0}$	0.99
264–290	$4.86 \cdot 10^{-1}$	5.7	2.3	$+36_{-28}$	$+2.5_{-2.3}$	$+1.5_{-1.4}$	$+2.7_{-2.5}$	12	2.9	0.1			0.98	$+6_{-0}$	0.99
290–318	$1.77 \cdot 10^{-1}$	9.2	2.1	$+38_{-29}$	$+2.4_{-2.4}$	$+1.6_{-1.4}$	$+2.6_{-2.4}$	13	3.0	0.0			0.98	$+5_{-0}$	0.99
318–376	$2.89 \cdot 10^{-2}$	14	2.3	$+42_{-30}$	$+2.6_{-2.9}$	$+1.5_{-1.2}$	$+2.9_{-2.6}$	16	3.6	0.1			0.98	$+5_{-0}$	0.99
376–478	$8.92 \cdot 10^{-4}$	9.9	6.9	$+55_{-38}$	$+6.3_{-5.6}$	$+1.4_{-0.3}$	$+3.0_{-3.4}$	29	11	0.3			0.98	$+5_{-0}$	0.99

Table 14. Measured double-differential inclusive jet cross-sections for jets with $R = 0.6$ in the rapidity bin $2.5 \leq |y| < 3.0$. See caption of table 9 for details.

Open Access. This article is distributed under the terms of the Creative Commons Attribution License ([CC-BY 4.0](https://creativecommons.org/licenses/by/4.0/)), which permits any use, distribution and reproduction in any medium, provided the original author(s) and source are credited.

References

- [1] L. Evans and P. Bryant, *LHC Machine*, 2008 *JINST* **3** S08001 [[INSPIRE](#)].
- [2] ALICE collaboration, *Measurement of the inclusive differential jet cross section in pp collisions at $\sqrt{s} = 2.76$ TeV*, *Phys. Lett. B* **722** (2013) 262 [[arXiv:1301.3475](#)] [[INSPIRE](#)].
- [3] ATLAS collaboration, *Measurement of the inclusive jet cross section in pp collisions at $\sqrt{s} = 2.76$ TeV and comparison to the inclusive jet cross section at $\sqrt{s} = 7$ TeV using the ATLAS detector*, *Eur. Phys. J. C* **73** (2013) 2509 [[arXiv:1304.4739](#)] [[INSPIRE](#)].
- [4] ATLAS collaboration, *Measurement of inclusive jet and dijet cross sections in proton-proton collisions at 7 TeV centre-of-mass energy with the ATLAS detector*, *Eur. Phys. J. C* **71** (2011) 1512 [[arXiv:1009.5908](#)] [[INSPIRE](#)].
- [5] ATLAS collaboration, *Measurement of inclusive jet and dijet production in pp collisions at $\sqrt{s} = 7$ TeV using the ATLAS detector*, *Phys. Rev. D* **86** (2012) 014022 [[arXiv:1112.6297](#)] [[INSPIRE](#)].
- [6] CMS collaboration, *Measurement of the Inclusive Jet Cross Section in pp Collisions at $\sqrt{s} = 7$ TeV*, *Phys. Rev. Lett.* **107** (2011) 132001 [[arXiv:1106.0208](#)] [[INSPIRE](#)].
- [7] CMS collaboration, *Measurement of the inclusive production cross sections for forward jets and for dijet events with one forward and one central jet in pp collisions at $\sqrt{s} = 7$ TeV*, *JHEP* **06** (2012) 036 [[arXiv:1202.0704](#)] [[INSPIRE](#)].

- [8] CMS collaboration, *Measurements of differential jet cross sections in proton-proton collisions at $\sqrt{s} = 7$ TeV with the CMS detector*, *Phys. Rev. D* **87** (2013) 112002 [[arXiv:1212.6660](#)] [[INSPIRE](#)].
- [9] ATLAS collaboration, *Jet energy measurement and its systematic uncertainty in proton-proton collisions at $\sqrt{s} = 7$ TeV with the ATLAS detector*, *Eur. Phys. J. C* **75** (2015) 17 [[arXiv:1406.0076](#)] [[INSPIRE](#)].
- [10] M. Cacciari, G.P. Salam and G. Soyez, *The Anti- k_t jet clustering algorithm*, *JHEP* **04** (2008) 063 [[arXiv:0802.1189](#)] [[INSPIRE](#)].
- [11] M. Cacciari, G.P. Salam and G. Soyez, *FastJet*, <http://fastjet.fr/>.
- [12] M. Cacciari and G.P. Salam, *Dispelling the N^3 myth for the k_t jet-finder*, *Phys. Lett. B* **641** (2006) 57 [[hep-ph/0512210](#)] [[INSPIRE](#)].
- [13] ATLAS collaboration, *The ATLAS Experiment at the CERN Large Hadron Collider*, 2008 *JINST* **3** S08003 [[INSPIRE](#)].
- [14] T. Sjöstrand, S. Mrenna and P.Z. Skands, *PYTHIA 6.4 Physics and Manual*, *JHEP* **05** (2006) 026 [[hep-ph/0603175](#)] [[INSPIRE](#)].
- [15] T. Sjöstrand and P.Z. Skands, *Transverse-momentum-ordered showers and interleaved multiple interactions*, *Eur. Phys. J. C* **39** (2005) 129 [[hep-ph/0408302](#)] [[INSPIRE](#)].
- [16] T. Sjöstrand and P.Z. Skands, *Multiple interactions and the structure of beam remnants*, *JHEP* **03** (2004) 053 [[hep-ph/0402078](#)] [[INSPIRE](#)].
- [17] B. Andersson, G. Gustafson, G. Ingelman and T. Sjöstrand, *Parton Fragmentation and String Dynamics*, *Phys. Rept.* **97** (1983) 31 [[INSPIRE](#)].
- [18] P.Z. Skands, *Tuning Monte Carlo Generators: The Perugia Tunes*, *Phys. Rev. D* **82** (2010) 074018 [[arXiv:1005.3457](#)] [[INSPIRE](#)].
- [19] CTEQ collaboration, H.L. Lai et al., *Global QCD analysis of parton structure of the nucleon: CTEQ5 parton distributions*, *Eur. Phys. J. C* **12** (2000) 375 [[hep-ph/9903282](#)] [[INSPIRE](#)].
- [20] ATLAS collaboration, *The ATLAS Simulation Infrastructure*, *Eur. Phys. J. C* **70** (2010) 823 [[arXiv:1005.4568](#)] [[INSPIRE](#)].
- [21] GEANT4 collaboration, S. Agostinelli et al., *GEANT4: A Simulation toolkit*, *Nucl. Instrum. Meth. A* **506** (2003) 250 [[INSPIRE](#)].
- [22] T. Sjöstrand, S. Mrenna and P.Z. Skands, *A Brief Introduction to PYTHIA 8.1*, *Comput. Phys. Commun.* **178** (2008) 852 [[arXiv:0710.3820](#)] [[INSPIRE](#)].
- [23] M. Bahr et al., *HERWIG++ Physics and Manual*, *Eur. Phys. J. C* **58** (2008) 639 [[arXiv:0803.0883](#)] [[INSPIRE](#)].
- [24] K. Arnold et al., *HERWIG++ 2.6 Release Note*, [arXiv:1205.4902](#) [[INSPIRE](#)].
- [25] S. Gieseke, P. Stephens and B.R. Webber, *New formalism for QCD parton showers*, *JHEP* **12** (2003) 045 [[hep-ph/0310083](#)] [[INSPIRE](#)].
- [26] M. Bahr, S. Gieseke and M.H. Seymour, *Simulation of multiple partonic interactions in HERWIG++*, *JHEP* **07** (2008) 076 [[arXiv:0803.3633](#)] [[INSPIRE](#)].
- [27] B.R. Webber, *A QCD Model for Jet Fragmentation Including Soft Gluon Interference*, *Nucl. Phys. B* **238** (1984) 492 [[INSPIRE](#)].

- [28] Z. Nagy, *Next-to-leading order calculation of three jet observables in hadron hadron collision*, *Phys. Rev. D* **68** (2003) 094002 [[hep-ph/0307268](#)] [[INSPIRE](#)].
- [29] T. Carli et al., *A posteriori inclusion of parton density functions in NLO QCD final-state calculations at hadron colliders: The APPLGRID Project*, *Eur. Phys. J. C* **66** (2010) 503 [[arXiv:0911.2985](#)] [[INSPIRE](#)].
- [30] H.-L. Lai et al., *New parton distributions for collider physics*, *Phys. Rev. D* **82** (2010) 074024 [[arXiv:1007.2241](#)] [[INSPIRE](#)].
- [31] A.D. Martin, W.J. Stirling, R.S. Thorne and G. Watt, *Parton distributions for the LHC*, *Eur. Phys. J. C* **63** (2009) 189 [[arXiv:0901.0002](#)] [[INSPIRE](#)].
- [32] R.D. Ball et al., *A first unbiased global NLO determination of parton distributions and their uncertainties*, *Nucl. Phys. B* **838** (2010) 136 [[arXiv:1002.4407](#)] [[INSPIRE](#)].
- [33] S. Forte, E. Laenen, P. Nason and J. Rojo, *Heavy quarks in deep-inelastic scattering*, *Nucl. Phys. B* **834** (2010) 116 [[arXiv:1001.2312](#)] [[INSPIRE](#)].
- [34] S. Alekhin, J. Blumlein and S. Moch, *Parton Distribution Functions and Benchmark Cross Sections at NNLO*, *Phys. Rev. D* **86** (2012) 054009 [[arXiv:1202.2281](#)] [[INSPIRE](#)].
- [35] H1, ZEUS collaborations, *HERAPDF 1.5*, H1prelim-10-142 [ZEUS-prel-10-018], http://www.desy.de/h1zeus/combined_results/index.php?do=proton_structure.
- [36] M. Botje et al., *The PDF4LHC Working Group Interim Recommendations*, [arXiv:1101.0538](#) [[INSPIRE](#)].
- [37] H.-L. Lai et al., *Uncertainty induced by QCD coupling in the CTEQ global analysis of parton distributions*, *Phys. Rev. D* **82** (2010) 054021 [[arXiv:1004.4624](#)] [[INSPIRE](#)].
- [38] ATLAS collaboration, *ATLAS tunes of PYTHIA 6 and PYTHIA 8 for MC11*, [ATL-PHYS-PUB-2011-009](#) (2011) [[INSPIRE](#)].
- [39] S. Gieseke, C. Rohr and A. Siodmok, *Colour reconnections in HERWIG++*, *Eur. Phys. J. C* **72** (2012) 2225 [[arXiv:1206.0041](#)] [[INSPIRE](#)].
- [40] R. Corke and T. Sjöstrand, *Interleaved Parton Showers and Tuning Prospects*, *JHEP* **03** (2011) 032 [[arXiv:1011.1759](#)] [[INSPIRE](#)].
- [41] ATLAS collaboration, *Summary of ATLAS Pythia 8 tunes*, [ATL-PHYS-PUB-2012-003](#) (2012) [[INSPIRE](#)].
- [42] J. Pumplin, D.R. Stump, J. Huston, H.L. Lai, P.M. Nadolsky and W.K. Tung, *New generation of parton distributions with uncertainties from global QCD analysis*, *JHEP* **07** (2002) 012 [[hep-ph/0201195](#)] [[INSPIRE](#)].
- [43] P. Nason and C. Oleari, *Generation cuts and Born suppression in POWHEG*, [arXiv:1303.3922](#) [[INSPIRE](#)].
- [44] S. Alioli, K. Hamilton, P. Nason, C. Oleari and E. Re, *Jet pair production in POWHEG*, *JHEP* **04** (2011) 081 [[arXiv:1012.3380](#)] [[INSPIRE](#)].
- [45] P. Nason, *A New method for combining NLO QCD with shower Monte Carlo algorithms*, *JHEP* **11** (2004) 040 [[hep-ph/0409146](#)] [[INSPIRE](#)].
- [46] S. Frixione, P. Nason and C. Oleari, *Matching NLO QCD computations with Parton Shower simulations: the POWHEG method*, *JHEP* **11** (2007) 070 [[arXiv:0709.2092](#)] [[INSPIRE](#)].

- [47] S. Alioli, P. Nason, C. Oleari and E. Re, *A general framework for implementing NLO calculations in shower Monte Carlo programs: the POWHEG BOX*, *JHEP* **06** (2010) 043 [[arXiv:1002.2581](#)] [[INSPIRE](#)].
- [48] S. Dittmaier, A. Huss and C. Speckner, *Weak radiative corrections to dijet production at hadron colliders*, *JHEP* **11** (2012) 095 [[arXiv:1210.0438](#)] [[INSPIRE](#)].
- [49] U. Baur, *Weak Boson Emission in Hadron Collider Processes*, *Phys. Rev. D* **75** (2007) 013005 [[hep-ph/0611241](#)] [[INSPIRE](#)].
- [50] J. Butterworth et al., *Les Houches 2013: Physics at TeV Colliders: Standard Model Working Group Report*, [arXiv:1405.1067](#) [[INSPIRE](#)].
- [51] ATLAS collaboration, *Improved luminosity determination in pp collisions at $\sqrt{s} = 7$ TeV using the ATLAS detector at the LHC*, *Eur. Phys. J. C* **73** (2013) 2518 [[arXiv:1302.4393](#)] [[INSPIRE](#)].
- [52] W. Lampl et al., *Calorimeter clustering algorithms: Description and performance*, *ATL-LARG-PUB-2008-002* (2008) [[INSPIRE](#)].
- [53] ATLAS collaboration, *Jet energy measurement with the ATLAS detector in proton-proton collisions at $\sqrt{s} = 7$ TeV*, *Eur. Phys. J. C* **73** (2013) 2304 [[arXiv:1112.6426](#)] [[INSPIRE](#)].
- [54] ATLAS collaboration, *Selection of jets produced in proton-proton collisions with the ATLAS detector using 2011 data*, *ATLAS-CONF-2012-020* (2012) [[INSPIRE](#)].
- [55] B. Malaescu, *An Iterative, dynamically stabilized method of data unfolding*, [arXiv:0907.3791](#) [[INSPIRE](#)].
- [56] ATLAS collaboration, *Jet energy resolution in proton-proton collisions at $\sqrt{s} = 7$ TeV recorded in 2010 with the ATLAS detector*, *Eur. Phys. J. C* **73** (2013) 2306 [[arXiv:1210.6210](#)] [[INSPIRE](#)].
- [57] ATLAS collaboration, *Measurement of dijet cross sections in pp collisions at 7 TeV centre-of-mass energy using the ATLAS detector*, *JHEP* **05** (2014) 059 [[arXiv:1312.3524](#)] [[INSPIRE](#)].

The ATLAS collaboration

G. Aad⁸⁴, B. Abbott¹¹², J. Abdallah¹⁵², S. Abdel Khalek¹¹⁶, O. Abdinov¹¹, R. Aben¹⁰⁶,
B. Abi¹¹³, M. Abolins⁸⁹, O.S. AbouZeid¹⁵⁹, H. Abramowicz¹⁵⁴, H. Abreu¹⁵³, R. Abreu³⁰,
Y. Abulaiti^{147a,147b}, B.S. Acharya^{165a,165b,a}, L. Adamczyk^{38a}, D.L. Adams²⁵, J. Adelman¹⁷⁷,
S. Adomeit⁹⁹, T. Adye¹³⁰, T. Agatonovic-Jovin^{13a}, J.A. Aguilar-Saavedra^{125a,125f}, M. Agustoni¹⁷,
S.P. Ahlen²², F. Ahmadov^{64,b}, G. Aielli^{134a,134b}, H. Akerstedt^{147a,147b}, T.P.A. Åkesson⁸⁰,
G. Akimoto¹⁵⁶, A.V. Akimov⁹⁵, G.L. Alberghi^{20a,20b}, J. Albert¹⁷⁰, S. Albrand⁵⁵,
M.J. Alconada Verzini⁷⁰, M. Aleksa³⁰, I.N. Aleksandrov⁶⁴, C. Alexa^{26a}, G. Alexander¹⁵⁴,
G. Alexandre⁴⁹, T. Alexopoulos¹⁰, M. Alhroob^{165a,165c}, G. Alimonti^{90a}, L. Alio⁸⁴, J. Alison³¹,
B.M.M. Allbrooke¹⁸, L.J. Allison⁷¹, P.P. Allport⁷³, J. Almond⁸³, A. Aloisio^{103a,103b}, A. Alonso³⁶,
F. Alonso⁷⁰, C. Alpigiani⁷⁵, A. Altheimer³⁵, B. Alvarez Gonzalez⁸⁹, M.G. Alviggi^{103a,103b},
K. Amako⁶⁵, Y. Amaral Coutinho^{24a}, C. Amelung²³, D. Amidei⁸⁸, S.P. Amor Dos Santos^{125a,125c},
A. Amorim^{125a,125b}, S. Amoroso⁴⁸, N. Amram¹⁵⁴, G. Amundsen²³, C. Anastopoulos¹⁴⁰,
L.S. Ancu⁴⁹, N. Andari³⁰, T. Andeen³⁵, C.F. Anders^{58b}, G. Anders³⁰, K.J. Anderson³¹,
A. Andreazza^{90a,90b}, V. Andrei^{58a}, X.S. Anduaga⁷⁰, S. Angelidakis⁹, I. Angelozzi¹⁰⁶, P. Anger⁴⁴,
A. Angerami³⁵, F. Anghinolfi³⁰, A.V. Anisenkov¹⁰⁸, N. Anjos^{125a}, A. Annovi⁴⁷, A. Antonaki⁹,
M. Antonelli⁴⁷, A. Antonov⁹⁷, J. Antos^{145b}, F. Anulli^{133a}, M. Aoki⁶⁵, L. Aperio Bella¹⁸,
R. Apolle^{119,c}, G. Arabidze⁸⁹, I. Aracena¹⁴⁴, Y. Arai⁶⁵, J.P. Araque^{125a}, A.T.H. Arce⁴⁵,
J-F. Arguin⁹⁴, S. Argyropoulos⁴², M. Arik^{19a}, A.J. Armbruster³⁰, O. Arnaez³⁰, V. Arnal⁸¹,
H. Arnold⁴⁸, M. Arratia²⁸, O. Arslan²¹, A. Artamonov⁹⁶, G. Artoni²³, S. Asai¹⁵⁶, N. Asbah⁴²,
A. Ashkenazi¹⁵⁴, B. Åsman^{147a,147b}, L. Asquith⁶, K. Assamagan²⁵, R. Astalos^{145a},
M. Atkinson¹⁶⁶, N.B. Atlay¹⁴², B. Auerbach⁶, K. Augsten¹²⁷, M. Aurousseau^{146b}, G. Avolio³⁰,
G. Azuelos^{94,d}, Y. Azuma¹⁵⁶, M.A. Baak³⁰, A. Baas^{58a}, C. Bacci^{135a,135b}, H. Bachacou¹³⁷,
K. Bachas¹⁵⁵, M. Backes³⁰, M. Backhaus³⁰, J. Backus Mayes¹⁴⁴, E. Badescu^{26a},
P. Bagiacchi^{133a,133b}, P. Bagnaia^{133a,133b}, Y. Bai^{33a}, T. Bain³⁵, J.T. Baines¹³⁰, O.K. Baker¹⁷⁷,
P. Balek¹²⁸, F. Balli¹³⁷, E. Banas³⁹, Sw. Banerjee¹⁷⁴, A.A.E. Bannoura¹⁷⁶, V. Bansal¹⁷⁰,
H.S. Bansil¹⁸, L. Barak¹⁷³, S.P. Baranov⁹⁵, E.L. Barberio⁸⁷, D. Barberis^{50a,50b}, M. Barbero⁸⁴,
T. Barillari¹⁰⁰, M. Barisonzi¹⁷⁶, T. Barklow¹⁴⁴, N. Barlow²⁸, B.M. Barnett¹³⁰, R.M. Barnett¹⁵,
Z. Barnovska⁵, A. Baroncelli^{135a}, G. Barone⁴⁹, A.J. Barr¹¹⁹, F. Barreiro⁸¹,
J. Barreiro Guimarães da Costa⁵⁷, R. Bartoldus¹⁴⁴, A.E. Barton⁷¹, P. Bartos^{145a}, V. Bartsch¹⁵⁰,
A. Bassalat¹¹⁶, A. Basye¹⁶⁶, R.L. Bates⁵³, J.R. Batley²⁸, M. Battaglia¹³⁸, M. Battistin³⁰,
F. Bauer¹³⁷, H.S. Bawa^{144,e}, M.D. Beattie⁷¹, T. Beau⁷⁹, P.H. Beauchemin¹⁶²,
R. Beccherle^{123a,123b}, P. Bechtel²¹, H.P. Beck¹⁷, K. Becker¹⁷⁶, S. Becker⁹⁹, M. Beckingham¹⁷¹,
C. Becot¹¹⁶, A.J. Beddall^{19c}, A. Beddall^{19c}, S. Bedikian¹⁷⁷, V.A. Bednyakov⁶⁴, C.P. Bee¹⁴⁹,
L.J. Beamster¹⁰⁶, T.A. Beermann¹⁷⁶, M. Begel²⁵, K. Behr¹¹⁹, C. Belanger-Champagne⁸⁶,
P.J. Bell⁴⁹, W.H. Bell⁴⁹, G. Bella¹⁵⁴, L. Bellagamba^{20a}, A. Bellerive²⁹, M. Bellomo⁸⁵,
K. Belotskiy⁹⁷, O. Beltramello³⁰, O. Benary¹⁵⁴, D. Bencheikroun^{136a}, K. Bendtz^{147a,147b},
N. Benekos¹⁶⁶, Y. Benhammou¹⁵⁴, E. Benhar Nocchioli⁴⁹, J.A. Benitez Garcia^{160b},
D.P. Benjamin⁴⁵, J.R. Bensinger²³, K. Benslama¹³¹, S. Bentvelsen¹⁰⁶, D. Berge¹⁰⁶,
E. Bergeas Kuutmann¹⁶, N. Berger⁵, F. Berghaus¹⁷⁰, J. Beringer¹⁵, C. Bernard²², P. Bernat⁷⁷,
C. Bernius⁷⁸, F.U. Bernlochner¹⁷⁰, T. Berry⁷⁶, P. Berta¹²⁸, C. Bertella⁸⁴, G. Bertoli^{147a,147b},
F. Bertolucci^{123a,123b}, C. Bertsche¹¹², D. Bertsche¹¹², M.I. Besana^{90a}, G.J. Besjes¹⁰⁵,
O. Bessidskaia Bylund^{147a,147b}, M. Bessner⁴², N. Besson¹³⁷, C. Betancourt⁴⁸, S. Bethke¹⁰⁰,
W. Bhimji⁴⁶, R.M. Bianchi¹²⁴, L. Bianchini²³, M. Bianco³⁰, O. Biebel⁹⁹, S.P. Bieniek⁷⁷,
K. Bierwagen⁵⁴, J. Biesiada¹⁵, M. Biglietti^{135a}, J. Bilbao De Mendizabal⁴⁹, H. Bilokon⁴⁷,
M. Bindi⁵⁴, S. Binet¹¹⁶, A. Bingul^{19c}, C. Bini^{133a,133b}, C.W. Black¹⁵¹, J.E. Black¹⁴⁴,
K.M. Black²², D. Blackburn¹³⁹, R.E. Blair⁶, J.-B. Blanchard¹³⁷, T. Blazek^{145a}, I. Bloch⁴²,
C. Blocker²³, W. Blum^{82,*}, U. Blumenschein⁵⁴, G.J. Bobbink¹⁰⁶, V.S. Bobrovnikov¹⁰⁸,
S.S. Bocchetta⁸⁰, A. Bocci⁴⁵, C. Bock⁹⁹, C.R. Boddy¹¹⁹, M. Boehler⁴⁸, T.T. Boek¹⁷⁶,
J.A. Bogaerts³⁰, A.G. Bogdanchikov¹⁰⁸, A. Bogouch^{91,*}, C. Bohm^{147a}, J. Bohm¹²⁶, V. Boisvert⁷⁶,
T. Bold^{38a}, V. Boldea^{26a}, A.S. Boldyrev⁹⁸, M. Bomben⁷⁹, M. Bona⁷⁵, M. Boonekamp¹³⁷,
A. Borisov¹²⁹, G. Borissow⁷¹, M. Borri⁸³, S. Borroni⁴², J. Bortfeldt⁹⁹, V. Bortolotto^{135a,135b},

K. Bos¹⁰⁶, D. Boscherini^{20a}, M. Bosman¹², H. Boterenbrood¹⁰⁶, J. Boudreau¹²⁴, J. Bouffard²,
 E.V. Bouhova-Thacker⁷¹, D. Boumediene³⁴, C. Bourdarios¹¹⁶, N. Bousson¹¹³, S. Boutouil^{136d},
 A. Boveia³¹, J. Boyd³⁰, I.R. Boyko⁶⁴, J. Bracinik¹⁸, A. Brandt⁸, G. Brandt¹⁵, O. Brandt^{58a},
 U. Bratzler¹⁵⁷, B. Brau⁸⁵, J.E. Brau¹¹⁵, H.M. Braun^{176,*}, S.F. Brazzale^{165a,165c}, B. Brelier¹⁵⁹,
 K. Brendlinger¹²¹, A.J. Brennan⁸⁷, R. Brenner¹⁶⁷, S. Bressler¹⁷³, K. Bristow^{146c}, T.M. Bristow⁴⁶,
 D. Britton⁵³, F.M. Brochu²⁸, I. Brock²¹, R. Brock⁸⁹, C. Bromberg⁸⁹, J. Bronner¹⁰⁰,
 G. Brooijmans³⁵, T. Brooks⁷⁶, W.K. Brooks^{32b}, J. Brosamer¹⁵, E. Brost¹¹⁵, J. Brown⁵⁵,
 P.A. Bruckman de Renstrom³⁹, D. Bruncko^{145b}, R. Bruneliere⁴⁸, S. Brunet⁶⁰, A. Bruni^{20a},
 G. Bruni^{20a}, M. Bruschi^{20a}, L. Bryngemark⁸⁰, T. Buanes¹⁴, Q. Buat¹⁴³, F. Bucci⁴⁹,
 P. Buchholz¹⁴², R.M. Buckingham¹¹⁹, A.G. Buckley⁵³, S.I. Buda^{26a}, I.A. Budagov⁶⁴,
 F. Buehrer⁴⁸, L. Bugge¹¹⁸, M.K. Bugge¹¹⁸, O. Bulekov⁹⁷, A.C. Bundock⁷³, H. Burckhart³⁰,
 S. Burdin⁷³, B. Burghgrave¹⁰⁷, S. Burke¹³⁰, I. Burmeister⁴³, E. Busato³⁴, D. Büscher⁴⁸,
 V. Büscher⁸², P. Bussey⁵³, C.P. Buszello¹⁶⁷, B. Butler⁵⁷, J.M. Butler²², A.I. Butt³,
 C.M. Buttar⁵³, J.M. Butterworth⁷⁷, P. Butti¹⁰⁶, W. Buttinger²⁸, A. Buzatu⁵³, M. Byszewski¹⁰,
 S. Cabrera Urbán¹⁶⁸, D. Caforio^{20a,20b}, O. Cakir^{4a}, P. Calafiura¹⁵, A. Calandri¹³⁷, G. Calderini⁷⁹,
 P. Calfayan⁹⁹, R. Calkins¹⁰⁷, L.P. Caloba^{24a}, D. Calvet³⁴, S. Calvet³⁴, R. Camacho Toro⁴⁹,
 S. Camarda⁴², D. Cameron¹¹⁸, L.M. Caminada¹⁵, R. Caminal Armadans¹², S. Campana³⁰,
 M. Campanelli⁷⁷, A. Campoverde¹⁴⁹, V. Canale^{103a,103b}, A. Canepa^{160a}, M. Cano Bret⁷⁵,
 J. Cantero⁸¹, R. Cantrill^{125a}, T. Cao⁴⁰, M.D.M. Capeans Garrido³⁰, I. Caprini^{26a}, M. Caprini^{26a},
 M. Capua^{37a,37b}, R. Caputo⁸², R. Cardarelli^{134a}, T. Carli³⁰, G. Carlino^{103a}, L. Carminati^{90a,90b},
 S. Caron¹⁰⁵, E. Carquin^{32a}, G.D. Carrillo-Montoya^{146c}, J.R. Carter²⁸, J. Carvalho^{125a,125c},
 D. Casadei⁷⁷, M.P. Casado¹², M. Casolino¹², E. Castaneda-Miranda^{146b}, A. Castelli¹⁰⁶,
 V. Castillo Gimenez¹⁶⁸, N.F. Castro^{125a}, P. Catastini⁵⁷, A. Catinaccio³⁰, J.R. Catmore¹¹⁸,
 A. Cattai³⁰, G. Cattani^{134a,134b}, V. Cavaliere¹⁶⁶, D. Cavalli^{90a}, M. Cavalli-Sforza¹²,
 V. Cavasinni^{123a,123b}, F. Ceradini^{135a,135b}, B. Cerio⁴⁵, K. Cerny¹²⁸, A.S. Cerqueira^{24b},
 A. Cerri¹⁵⁰, L. Cerrito⁷⁵, F. Cerutti¹⁵, M. Cerv³⁰, A. Cervelli¹⁷, S.A. Cetin^{19b}, A. Chafaq^{136a},
 D. Chakraborty¹⁰⁷, I. Chalupkova¹²⁸, P. Chang¹⁶⁶, B. Chapleau⁸⁶, J.D. Chapman²⁸,
 D. Charfeddine¹¹⁶, D.G. Charlton¹⁸, C.C. Chau¹⁵⁹, C.A. Chavez Barajas¹⁵⁰, S. Cheatham⁸⁶,
 A. Chegwidden⁸⁹, S. Chekanov⁶, S.V. Chekulaev^{160a}, G.A. Chelkov^{64,f}, M.A. Chelstowska⁸⁸,
 C. Chen⁶³, H. Chen²⁵, K. Chen¹⁴⁹, L. Chen^{33d,g}, S. Chen^{33c}, X. Chen^{146c}, Y. Chen⁶⁶, Y. Chen³⁵,
 H.C. Cheng⁸⁸, Y. Cheng³¹, A. Cheplakov⁶⁴, R. Cherkaoui El Moursli^{136e}, V. Chernyatin^{25,*},
 E. Cheu⁷, L. Chevalier¹³⁷, V. Chiarella⁴⁷, G. Chiefari^{103a,103b}, J.T. Childers⁶, A. Chilingarov⁷¹,
 G. Chiodini^{72a}, A.S. Chisholm¹⁸, R.T. Chislett⁷⁷, A. Chitan^{26a}, M.V. Chizhov⁶⁴, S. Chouridou⁹,
 B.K.B. Chow⁹⁹, D. Chromek-Burckhart³⁰, M.L. Chu¹⁵², J. Chudoba¹²⁶, J.J. Chwastowski³⁹,
 L. Chytka¹¹⁴, G. Ciapetti^{133a,133b}, A.K. Ciftci^{4a}, R. Ciftci^{4a}, D. Cinca⁵³, V. Cindro⁷⁴,
 A. Ciocio¹⁵, P. Cirkovic^{13b}, Z.H. Citron¹⁷³, M. Citterio^{90a}, M. Ciubancan^{26a}, A. Clark⁴⁹,
 P.J. Clark⁴⁶, R.N. Clarke¹⁵, W. Cleland¹²⁴, J.C. Clemens⁸⁴, C. Clement^{147a,147b}, Y. Coadou⁸⁴,
 M. Cobal^{165a,165c}, A. Coccaro¹³⁹, J. Cochran⁶³, L. Coffey²³, J.G. Cogan¹⁴⁴, J. Coggeshall¹⁶⁶,
 B. Cole³⁵, S. Cole¹⁰⁷, A.P. Colijn¹⁰⁶, J. Collot⁵⁵, T. Colombo^{58c}, G. Colon⁸⁵, G. Compostella¹⁰⁰,
 P. Conde Muño^{125a,125b}, E. Coniavitis⁴⁸, M.C. Conidi¹², S.H. Connell^{146b}, I.A. Connelly⁷⁶,
 S.M. Consonni^{90a,90b}, V. Consorti⁴⁸, S. Constantinescu^{26a}, C. Conta^{120a,120b}, G. Conti⁵⁷,
 F. Conventi^{103a,h}, M. Cooke¹⁵, B.D. Cooper⁷⁷, A.M. Cooper-Sarkar¹¹⁹, N.J. Cooper-Smith⁷⁶,
 K. Copic¹⁵, T. Cornelissen¹⁷⁶, M. Corradi^{20a}, F. Corriveau^{86,i}, A. Corso-Radu¹⁶⁴,
 A. Cortes-Gonzalez¹², G. Cortiana¹⁰⁰, G. Costa^{90a}, M.J. Costa¹⁶⁸, D. Costanzo¹⁴⁰, D. Côté⁸,
 G. Cottin²⁸, G. Cowan⁷⁶, B.E. Cox⁸³, K. Cranmer¹⁰⁹, G. Cree²⁹, S. Crépe-Renaudin⁵⁵,
 F. Crescioli⁷⁹, W.A. Cribbs^{147a,147b}, M. Crispin Ortuzar¹¹⁹, M. Cristinziani²¹, V. Croft¹⁰⁵,
 G. Crosetti^{37a,37b}, C.-M. Cuciuc^{26a}, T. Cuhadar Donszelmann¹⁴⁰, J. Cummings¹⁷⁷,
 M. Curatolo⁴⁷, C. Cuthbert¹⁵¹, H. Cziri¹⁴², P. Czodrowski³, Z. Czyzula¹⁷⁷, S. D'Auria⁵³,
 M. D'Onofrio⁷³, M.J. Da Cunha Sargedas De Sousa^{125a,125b}, C. Da Via⁸³, W. Dabrowski^{38a},
 A. Dafinca¹¹⁹, T. Dai⁸⁸, O. Dale¹⁴, F. Dallaire⁹⁴, C. Dallapiccola⁸⁵, M. Dam³⁶, A.C. Daniels¹⁸,
 M. Dano Hoffmann¹³⁷, V. Dao⁴⁸, G. Darbo^{50a}, S. Darmora⁸, J.A. Dassoulas⁴², A. Dattagupta⁶⁰,
 W. Davey²¹, C. David¹⁷⁰, T. Davidek¹²⁸, E. Davies^{119,c}, M. Davies¹⁵⁴, O. Davignon⁷⁹,
 A.R. Davison⁷⁷, P. Davison⁷⁷, Y. Davygora^{58a}, E. Dawe¹⁴³, I. Dawson¹⁴⁰,
 R.K. Daya-Ishmukhametova⁸⁵, K. De⁸, R. de Asmundis^{103a}, S. De Castro^{20a,20b}, S. De Cecco⁷⁹,

N. De Groot¹⁰⁵, P. de Jong¹⁰⁶, H. De la Torre⁸¹, F. De Lorenzi⁶³, L. De Nooij¹⁰⁶, D. De Pedis^{133a}, A. De Salvo^{133a}, U. De Sanctis¹⁵⁰, A. De Santo¹⁵⁰, J.B. De Vivie De Regie¹¹⁶, W.J. Dearnaley⁷¹, R. Debbé²⁵, C. Debenedetti¹³⁸, B. Dechenaux⁵⁵, D.V. Dedovich⁶⁴, I. Deigaard¹⁰⁶, J. Del Peso⁸¹, T. Del Prete^{123a,123b}, F. Deliot¹³⁷, C.M. Delitzsch⁴⁹, M. Deliyergiyev⁷⁴, A. Dell'Acqua³⁰, L. Dell'Asta²², M. Dell'Orso^{123a,123b}, M. Della Pietra^{103a,h}, D. della Volpe⁴⁹, M. Delmastro⁵, P.A. Delsart⁵⁵, C. Deluca¹⁰⁶, S. Demers¹⁷⁷, M. Demichev⁶⁴, A. Demilly⁷⁹, S.P. Denisov¹²⁹, D. Derendarz³⁹, J.E. Derkaoui^{136d}, F. Derue⁷⁹, P. Dervan⁷³, K. Desch²¹, C. Deterre⁴², P.O. Deviveiros¹⁰⁶, A. Dewhurst¹³⁰, S. Dhaliwal¹⁰⁶, A. Di Ciaccio^{134a,134b}, L. Di Ciaccio⁵, A. Di Domenico^{133a,133b}, C. Di Donato^{103a,103b}, A. Di Girolamo³⁰, B. Di Girolamo³⁰, A. Di Mattia¹⁵³, B. Di Micco^{135a,135b}, R. Di Nardo⁴⁷, A. Di Simone⁴⁸, R. Di Sipio^{20a,20b}, D. Di Valentino²⁹, F.A. Dias⁴⁶, M.A. Diaz^{32a}, E.B. Diehl⁸⁸, J. Dietrich⁴², T.A. Dietzsch^{58a}, S. Diglio⁸⁴, A. Dimitrievska^{13a}, J. Dingfelder²¹, C. Dionisi^{133a,133b}, P. Dita^{26a}, S. Dita^{26a}, F. Dittus³⁰, F. Djama⁸⁴, T. Djobava^{51b}, M.A.B. do Vale^{24c}, A. Do Valle Wemans^{125a,125g}, D. Dobos³⁰, C. Doglioni⁴⁹, T. Doherty⁵³, T. Dohmae¹⁵⁶, J. Dolejsi¹²⁸, Z. Dolezal¹²⁸, B.A. Dolgoshein^{97,*}, M. Donadelli^{24d}, S. Donati^{123a,123b}, P. Dondero^{120a,120b}, J. Donini³⁴, J. Dopke¹³⁰, A. Doria^{103a}, M.T. Dova⁷⁰, A.T. Doyle⁵³, M. Dris¹⁰, J. Dubbert⁸⁸, S. Dube¹⁵, E. Dubreuil³⁴, E. Duchovni¹⁷³, G. Duckeck⁹⁹, O.A. Ducu^{26a}, D. Duda¹⁷⁶, A. Dudarev³⁰, F. Dudziak⁶³, L. Dufflot¹¹⁶, L. Duguid⁷⁶, M. Dührssen³⁰, M. Dunford^{58a}, H. Duran Yildiz^{4a}, M. Düren⁵², A. Durglishvili^{51b}, M. Dwuznik^{38a}, M. Dyndal^{38a}, J. Ebke⁹⁹, W. Edson², N.C. Edwards⁴⁶, W. Ehrenfeld²¹, T. Eifert¹⁴⁴, G. Eigen¹⁴, K. Einsweiler¹⁵, T. Ekelof¹⁶⁷, M. El Kacimi^{136c}, M. Ellert¹⁶⁷, S. Elles⁵, F. Ellinghaus⁸², N. Ellis³⁰, J. Elmsheuser⁹⁹, M. Elsing³⁰, D. Emelianov¹³⁰, Y. Enari¹⁵⁶, O.C. Endner⁸², M. Endo¹¹⁷, R. Engelmann¹⁴⁹, J. Erdmann¹⁷⁷, A. Ereditato¹⁷, D. Eriksson^{147a}, G. Ernis¹⁷⁶, J. Ernst², M. Ernst²⁵, J. Ernwein¹³⁷, D. Errede¹⁶⁶, S. Errede¹⁶⁶, E. Ertel⁸², M. Escalier¹¹⁶, H. Esch⁴³, C. Escobar¹²⁴, B. Esposito⁴⁷, A.I. Etienne¹³⁷, E. Etzion¹⁵⁴, H. Evans⁶⁰, A. Ezhilov¹²², L. Fabbri^{20a,20b}, G. Facini³¹, R.M. Fakhruddinov¹²⁹, S. Falciano^{133a}, R.J. Falla⁷⁷, J. Faltova¹²⁸, Y. Fang^{33a}, M. Fanti^{90a,90b}, A. Farbin⁸, A. Farilla^{135a}, T. Farooque¹², S. Farrell¹⁵, S.M. Farrington¹⁷¹, P. Farthouat³⁰, F. Fassi^{136e}, P. Fassnacht³⁰, D. Fassouliotis⁹, A. Favareto^{50a,50b}, L. Fayard¹¹⁶, P. Federic^{145a}, O.L. Fedin^{122,j}, W. Fedorko¹⁶⁹, M. Fehling-Kaschek⁴⁸, S. Feigl³⁰, L. Feligioni⁸⁴, C. Feng^{33d}, E.J. Feng⁶, H. Feng⁸⁸, A.B. Fenyuk¹²⁹, S. Fernandez Perez³⁰, S. Ferrag⁵³, J. Ferrando⁵³, A. Ferrari¹⁶⁷, P. Ferrari¹⁰⁶, R. Ferrari^{120a}, D.E. Ferreira de Lima⁵³, A. Ferrer¹⁶⁸, D. Ferrere⁴⁹, C. Ferretti⁸⁸, A. Ferretto Parodi^{50a,50b}, M. Fiascaris³¹, F. Fiedler⁸², A. Filipčić⁷⁴, M. Filipuzzi⁴², F. Filthaut¹⁰⁵, M. Fincke-Keeler¹⁷⁰, K.D. Finelli¹⁵¹, M.C.N. Fiolhais^{125a,125c}, L. Fiorini¹⁶⁸, A. Firan⁴⁰, A. Fischer², J. Fischer¹⁷⁶, W.C. Fisher⁸⁹, E.A. Fitzgerald²³, M. Flechl⁴⁸, I. Fleck¹⁴², P. Fleischmann⁸⁸, S. Fleischmann¹⁷⁶, G.T. Fletcher¹⁴⁰, G. Fletcher⁷⁵, T. Flick¹⁷⁶, A. Floderus⁸⁰, L.R. Flores Castillo^{174,k}, A.C. Florez Bustos^{160b}, M.J. Flowerdew¹⁰⁰, A. Formica¹³⁷, A. Forti⁸³, D. Fortin^{160a}, D. Fournier¹¹⁶, H. Fox⁷¹, S. Fracchia¹², P. Francavilla⁷⁹, M. Franchini^{20a,20b}, S. Franchino³⁰, D. Francis³⁰, L. Franconi¹¹⁸, M. Franklin⁵⁷, S. Franz⁶¹, M. Fraternali^{120a,120b}, S.T. French²⁸, C. Friedrich⁴², F. Friedrich⁴⁴, D. Froidevaux³⁰, J.A. Frost²⁸, C. Fukunaga¹⁵⁷, E. Fullana Torregrosa⁸², B.G. Fulson¹⁴⁴, J. Fuster¹⁶⁸, C. Gabaldon⁵⁵, O. Gabizon¹⁷³, A. Gabrielli^{20a,20b}, A. Gabrielli^{133a,133b}, S. Gadatsch¹⁰⁶, S. Gadomski⁴⁹, G. Gagliardi^{50a,50b}, P. Gagnon⁶⁰, C. Galea¹⁰⁵, B. Galhardo^{125a,125c}, E.J. Gallas¹¹⁹, V. Gallo¹⁷, B.J. Gallop¹³⁰, P. Gallus¹²⁷, G. Galster³⁶, K.K. Gan¹¹⁰, J. Gao^{33b,g}, Y.S. Gao^{144,e}, F.M. Garay Walls⁴⁶, F. Garbers¹⁷⁷, C. García¹⁶⁸, J.E. García Navarro¹⁶⁸, M. Garcia-Sciveres¹⁵, R.W. Gardner³¹, N. Garelli¹⁴⁴, V. Garonne³⁰, C. Gatti⁴⁷, G. Gaudio^{120a}, B. Gaur¹⁴², L. Gauthier⁹⁴, P. Gauzzi^{133a,133b}, I.L. Gavrilenko⁹⁵, C. Gay¹⁶⁹, G. Gaycken²¹, E.N. Gazis¹⁰, P. Ge^{33d}, Z. Gecse¹⁶⁹, C.N.P. Gee¹³⁰, D.A.A. Geerts¹⁰⁶, Ch. Geich-Gimbel²¹, K. Gellerstedt^{147a,147b}, C. Gemme^{50a}, A. Gemmell⁵³, M.H. Genest⁵⁵, S. Gentile^{133a,133b}, M. George⁵⁴, S. George⁷⁶, D. Gerbaudo¹⁶⁴, A. Gershon¹⁵⁴, H. Ghazlane^{136b}, N. Ghodbane³⁴, B. Giacobbe^{20a}, S. Giagu^{133a,133b}, V. Giangiobbe¹², P. Giannetti^{123a,123b}, F. Gianotti³⁰, B. Gibbard²⁵, S.M. Gibson⁷⁶, M. Gilchriese¹⁵, T.P.S. Gillam²⁸, D. Gillberg³⁰, G. Gilles³⁴, D.M. Gingrich^{3,d}, N. Giokaris⁹, M.P. Giordani^{165a,165c}, R. Giordano^{103a,103b}, F.M. Giorgi^{20a}, F.M. Giorgi¹⁶, P.F. Giraud¹³⁷, D. Giugni^{90a}, C. Giuliani⁴⁸, M. Giulini^{58b}, B.K. Gjelsten¹¹⁸, S. Gkaitatzis¹⁵⁵, I. Gkialas^{155,l}, L.K. Gladilin⁹⁸, C. Glasman⁸¹, J. Glatzer³⁰, P.C.F. Glaysheer⁴⁶, A. Glazov⁴²,

G.L. Glonti⁶⁴, M. Goblirsch-Kolb¹⁰⁰, J.R. Goddard⁷⁵, J. Godlewski³⁰, C. Goeringer⁸², S. Goldfarb⁸⁸, T. Golling¹⁷⁷, D. Golubkov¹²⁹, A. Gomes^{125a,125b,125d}, L.S. Gomez Fajardo⁴², R. Gonçalo^{125a}, J. Goncalves Pinto Firmino Da Costa¹³⁷, L. Gonella²¹, S. González de la Hoz¹⁶⁸, G. Gonzalez Parra¹², S. Gonzalez-Sevilla⁴⁹, L. Goossens³⁰, P.A. Gorbounov⁹⁶, H.A. Gordon²⁵, I. Gorelov¹⁰⁴, B. Gorini³⁰, E. Gorini^{72a,72b}, A. Gorišek⁷⁴, E. Gornicki³⁹, A.T. Goshaw⁶, C. Gössling⁴³, M.I. Gostkin⁶⁴, M. Gouighri^{136a}, D. Goujdami^{136c}, M.P. Goulette⁴⁹, A.G. Goussiou¹³⁹, C. Goy⁵, S. Gozpinar²³, H.M.X. Grabas¹³⁷, L. Graber⁵⁴, I. Grabowska-Bold^{38a}, P. Grafström^{20a,20b}, K.-J. Grahm⁴², J. Gramling⁴⁹, E. Gramstad¹¹⁸, S. Grancagnolo¹⁶, V. Grassi¹⁴⁹, V. Gratchev¹²², H.M. Gray³⁰, E. Graziani^{135a}, O.G. Grebenyuk¹²², Z.D. Greenwood^{78,m}, K. Gregersen⁷⁷, I.M. Gregor⁴², P. Grenier¹⁴⁴, J. Griffiths⁸, A.A. Grillo¹³⁸, K. Grimm⁷¹, S. Grinstein^{12,n}, Ph. Gris³⁴, Y.V. Grishkevich⁹⁸, J.-F. Grivaz¹¹⁶, J.P. Grohs⁴⁴, A. Grohsjean⁴², E. Gross¹⁷³, J. Grosse-Knetter⁵⁴, G.C. Grossi^{134a,134b}, J. Groth-Jensen¹⁷³, Z.J. Grout¹⁵⁰, L. Guan^{33b}, F. Guescini⁴⁹, D. Guest¹⁷⁷, O. Gueta¹⁵⁴, C. Guicheney³⁴, E. Guido^{50a,50b}, T. Guillemin¹¹⁶, S. Guindon², U. Gul⁵³, C. Gumpert⁴⁴, J. Gunther¹²⁷, J. Guo³⁵, S. Gupta¹¹⁹, P. Gutierrez¹¹², N.G. Gutierrez Ortiz⁵³, C. Gutsche⁷⁷, N. Guttman¹⁵⁴, C. Guyot¹³⁷, C. Gwenlan¹¹⁹, C.B. Gwilliam⁷³, A. Haas¹⁰⁹, C. Haber¹⁵, H.K. Hadavand⁸, N. Haddad^{136e}, P. Haefner²¹, S. Hageböck²¹, Z. Hajduk³⁹, H. Hakobyan¹⁷⁸, M. Haleem⁴², D. Hall¹¹⁹, G. Halladjian⁸⁹, K. Hamacher¹⁷⁶, P. Hamal¹¹⁴, K. Hamano¹⁷⁰, M. Hamer⁵⁴, A. Hamilton^{146a}, S. Hamilton¹⁶², G.N. Hamity^{146c}, P.G. Hamnett⁴², L. Han^{33b}, K. Hanagaki¹¹⁷, K. Hanawa¹⁵⁶, M. Hance¹⁵, P. Hanke^{58a}, R. Hanna¹³⁷, J.B. Hansen³⁶, J.D. Hansen³⁶, P.H. Hansen³⁶, K. Hara¹⁶¹, A.S. Hard¹⁷⁴, T. Harenberg¹⁷⁶, F. Hariri¹¹⁶, S. Harkusha⁹¹, D. Harper⁸⁸, R.D. Harrington⁴⁶, O.M. Harris¹³⁹, P.F. Harrison¹⁷¹, F. Hartjes¹⁰⁶, M. Hasegawa⁶⁶, S. Hasegawa¹⁰², Y. Hasegawa¹⁴¹, A. Hasib¹¹², S. Hassani¹³⁷, S. Haug¹⁷, M. Hauschild³⁰, R. Hauser⁸⁹, M. Havranek¹²⁶, C.M. Hawkes¹⁸, R.J. Hawkins³⁰, A.D. Hawkins⁸⁰, T. Hayashi¹⁶¹, D. Hayden⁸⁹, C.P. Hays¹¹⁹, H.S. Hayward⁷³, S.J. Haywood¹³⁰, S.J. Head¹⁸, T. Heck⁸², V. Hedberg⁸⁰, L. Heelan⁸, S. Heim¹²¹, T. Heim¹⁷⁶, B. Heinemann¹⁵, L. Heinrich¹⁰⁹, J. Hejbal¹²⁶, L. Helary²², C. Heller⁹⁹, M. Heller³⁰, S. Hellman^{147a,147b}, D. Hellmich²¹, C. Helsens³⁰, J. Henderson¹¹⁹, R.C.W. Henderson⁷¹, Y. Heng¹⁷⁴, C. Hengler⁴², A. Henrichs¹⁷⁷, A.M. Henriques Correia³⁰, S. Henrot-Versille¹¹⁶, C. Hensel⁵⁴, G.H. Herbert¹⁶, Y. Hernández Jiménez¹⁶⁸, R. Herrberg-Schubert¹⁶, G. Herten⁴⁸, R. Hertenberger⁹⁹, L. Hervas³⁰, G.G. Hesketh⁷⁷, N.P. Hessey¹⁰⁶, R. Hickling⁷⁵, E. Higón-Rodríguez¹⁶⁸, E. Hill¹⁷⁰, J.C. Hill²⁸, K.H. Hiller⁴², S. Hillert²¹, S.J. Hillier¹⁸, I. Hinchliffe¹⁵, E. Hines¹²¹, M. Hirose¹⁵⁸, D. Hirschbuehl¹⁷⁶, J. Hobbs¹⁴⁹, N. Hod¹⁰⁶, M.C. Hodgkinson¹⁴⁰, P. Hodgson¹⁴⁰, A. Hoecker³⁰, M.R. Hoferkamp¹⁰⁴, F. Hoenig⁹⁹, J. Hoffman⁴⁰, D. Hoffmann⁸⁴, J.I. Hofmann^{58a}, M. Hohlfeld⁸², T.R. Holmes¹⁵, T.M. Hong¹²¹, L. Hooft van Huysduynen¹⁰⁹, W.H. Hopkins¹¹⁵, Y. Horii¹⁰², J.-Y. Hostachy⁵⁵, S. Hou¹⁵², A. Hoummada^{136a}, J. Howard¹¹⁹, J. Howarth⁴², M. Hrabovsky¹¹⁴, I. Hristova¹⁶, J. Hrivnac¹¹⁶, T. Hryn'ova⁵, C. Hsu^{146c}, P.J. Hsu⁸², S.-C. Hsu¹³⁹, D. Hu³⁵, X. Hu²⁵, Y. Huang⁴², Z. Hubacek³⁰, F. Hubaut⁸⁴, F. Huegging²¹, T.B. Huffman¹¹⁹, E.W. Hughes³⁵, G. Hughes⁷¹, M. Huhtinen³⁰, T.A. Hülsing⁸², M. Hurwitz¹⁵, N. Huseynov^{64,b}, J. Huston⁸⁹, J. Huth⁵⁷, G. Iacobucci⁴⁹, G. Iakovidis¹⁰, I. Ibragimov¹⁴², L. Iconomidou-Fayard¹¹⁶, E. Ideal¹⁷⁷, P. Iengo^{103a}, O. Igonkina¹⁰⁶, T. Iizawa¹⁷², Y. Ikegami⁶⁵, K. Ikematsu¹⁴², M. Ikeno⁶⁵, Y. Ilchenko^{31,o}, D. Iliadis¹⁵⁵, N. Ilic¹⁵⁹, Y. Inamaru⁶⁶, T. Ince¹⁰⁰, P. Ioannou⁹, M. Iodice^{135a}, K. Iordanidou⁹, V. Ippolito⁵⁷, A. Irls Quiles¹⁶⁸, C. Isaksson¹⁶⁷, M. Ishino⁶⁷, M. Ishitsuka¹⁵⁸, R. Ishmukhametov¹¹⁰, C. Issever¹¹⁹, S. Istin^{19a}, J.M. Iturbe Ponce⁸³, R. Iuppa^{134a,134b}, J. Ivarsson⁸⁰, W. Iwanski³⁹, H. Iwasaki⁶⁵, J.M. Izen⁴¹, V. Izzo^{103a}, B. Jackson¹²¹, M. Jackson⁷³, P. Jackson¹, M.R. Jaekel³⁰, V. Jain², K. Jakobs⁴⁸, S. Jakobsen³⁰, T. Jakoubek¹²⁶, J. Jakubek¹²⁷, D.O. Jamin¹⁵², D.K. Jana⁷⁸, E. Jansen⁷⁷, H. Jansen³⁰, J. Janssen²¹, M. Janus¹⁷¹, G. Jarlskog⁸⁰, N. Javadov^{64,b}, T. Javůrek⁴⁸, L. Jeanty¹⁵, J. Jejelava^{51a,p}, G.-Y. Jeng¹⁵¹, D. Jennens⁸⁷, P. Jenni^{48,q}, J. Jentsch⁴³, C. Jeske¹⁷¹, S. Jézéquel⁵, H. Ji¹⁷⁴, J. Jia¹⁴⁹, Y. Jiang^{33b}, M. Jimenez Belenguer⁴², S. Jin^{33a}, A. Jinaru^{26a}, O. Jinnouchi¹⁵⁸, M.D. Joergensen³⁶, K.E. Johansson^{147a,147b}, P. Johansson¹⁴⁰, K.A. Johns⁷, K. Jon-And^{147a,147b}, G. Jones¹⁷¹, R.W.L. Jones⁷¹, T.J. Jones⁷³, J. Jongmanns^{58a}, P.M. Jorge^{125a,125b}, K.D. Joshi⁸³, J. Jovicevic¹⁴⁸, X. Ju¹⁷⁴, C.A. Jung⁴³, R.M. Jungst³⁰, P. Jussel⁶¹, A. Juste Rozas^{12,n}, M. Kaci¹⁶⁸, A. Kaczmarska³⁹, M. Kado¹¹⁶, H. Kagan¹¹⁰, M. Kagan¹⁴⁴, E. Kajomovitz⁴⁵, C.W. Kalderon¹¹⁹,

S. Kama⁴⁰, A. Kamenshchikov¹²⁹, N. Kanaya¹⁵⁶, M. Kaneda³⁰, S. Kaneti²⁸, V.A. Kantserov⁹⁷,
 J. Kanzaki⁶⁵, B. Kaplan¹⁰⁹, A. Kapliy³¹, D. Kar⁵³, K. Karakostas¹⁰, N. Karastathis¹⁰,
 M.J. Kareem⁵⁴, M. Karnevskiy⁸², S.N. Karpov⁶⁴, Z.M. Karpova⁶⁴, K. Karthik¹⁰⁹,
 V. Kartvelishvili⁷¹, A.N. Karyukhin¹²⁹, L. Kashif¹⁷⁴, G. Kasieczka^{58b}, R.D. Kass¹¹⁰,
 A. Kastanas¹⁴, Y. Kataoka¹⁵⁶, A. Katre⁴⁹, J. Katzy⁴², V. Kaushik⁷, K. Kawagoe⁶⁹,
 T. Kawamoto¹⁵⁶, G. Kawamura⁵⁴, S. Kazama¹⁵⁶, V.F. Kazanin¹⁰⁸, M.Y. Kazarinov⁶⁴,
 R. Keeler¹⁷⁰, R. Kehoe⁴⁰, M. Keil⁵⁴, J.S. Keller⁴², J.J. Kempster⁷⁶, H. Keoshkerian⁵,
 O. Kepka¹²⁶, B.P. Kerševan⁷⁴, S. Kersten¹⁷⁶, K. Kessoku¹⁵⁶, J. Keung¹⁵⁹, F. Khalil-zada¹¹,
 H. Khandanyan^{147a,147b}, A. Khanov¹¹³, A. Khodinov⁹⁷, A. Khomich^{58a}, T.J. Khoo²⁸,
 G. Khoraiuli²¹, A. Khoroshilov¹⁷⁶, V. Khovanskiy⁹⁶, E. Khramov⁶⁴, J. Khubua^{51b}, H.Y. Kim⁸,
 H. Kim^{147a,147b}, S.H. Kim¹⁶¹, N. Kimura¹⁷², O. Kind¹⁶, B.T. King⁷³, M. King¹⁶⁸, R.S.B. King¹¹⁹,
 S.B. King¹⁶⁹, J. Kirk¹³⁰, A.E. Kiryunin¹⁰⁰, T. Kishimoto⁶⁶, D. Kisielewska^{38a}, F. Kiss⁴⁸,
 T. Kittelmann¹²⁴, K. Kiuchi¹⁶¹, E. Kladiva^{145b}, M. Klein⁷³, U. Klein⁷³, K. Kleinknecht⁸²,
 P. Klimek^{147a,147b}, A. Klimentov²⁵, R. Klingenberg⁴³, J.A. Klinger⁸³, T. Klioutchnikova³⁰,
 P.F. Klok¹⁰⁵, E.-E. Kluge^{58a}, P. Kluit¹⁰⁶, S. Kluth¹⁰⁰, E. Kneringer⁶¹, E.B.F.G. Knoops⁸⁴,
 A. Knue⁵³, D. Kobayashi¹⁵⁸, T. Kobayashi¹⁵⁶, M. Kobel⁴⁴, M. Kocian¹⁴⁴, P. Kodyš¹²⁸,
 P. Koevesarki²¹, T. Koffas²⁹, E. Koffeman¹⁰⁶, L.A. Kogan¹¹⁹, S. Kohlmann¹⁷⁶, Z. Kohout¹²⁷,
 T. Kohriki⁶⁵, T. Koi¹⁴⁴, H. Kolanoski¹⁶, I. Koletsou⁵, J. Koll⁸⁹, A.A. Komar^{95,*}, Y. Komori¹⁵⁶,
 T. Kondo⁶⁵, N. Kondrashova⁴², K. Köneke⁴⁸, A.C. König¹⁰⁵, S. König⁸², T. Kono^{65,r},
 R. Konoplich^{109,s}, N. Konstantinidis⁷⁷, R. Kopeliansky¹⁵³, S. Koperny^{38a}, L. Köpke⁸²,
 A.K. Kopp⁴⁸, K. Korcyl³⁹, K. Kordas¹⁵⁵, A. Korn⁷⁷, A.A. Korol^{108,t}, I. Korolkov¹²,
 E.V. Korolkova¹⁴⁰, V.A. Korotkov¹²⁹, O. Kortner¹⁰⁰, S. Kortner¹⁰⁰, V.V. Kostyukhin²¹,
 V.M. Kotov⁶⁴, A. Kotwal⁴⁵, C. Kourkoumelis⁹, V. Kouskoura¹⁵⁵, A. Koutsman^{160a},
 R. Kowalewski¹⁷⁰, T.Z. Kowalski^{38a}, W. Kozanecki¹³⁷, A.S. Kozhin¹²⁹, V. Kral¹²⁷,
 V.A. Kramarenko⁹⁸, G. Kramberger⁷⁴, D. Krasnopevtsev⁹⁷, M.W. Krasny⁷⁹, A. Krasznahorkay³⁰,
 J.K. Kraus²¹, A. Kravchenko²⁵, S. Kreiss¹⁰⁹, M. Kretz^{58c}, J. Kretzschmar⁷³, K. Kreutzfeldt⁵²,
 P. Krieger¹⁵⁹, K. Kroeninger⁵⁴, H. Kroha¹⁰⁰, J. Kroll¹²¹, J. Kroseberg²¹, J. Krstic^{13a},
 U. Kruchonak⁶⁴, H. Krüger²¹, T. Kruker¹⁷, N. Krumnack⁶³, Z.V. Krumshteyn⁶⁴, A. Kruse¹⁷⁴,
 M.C. Kruse⁴⁵, M. Kruskal²², T. Kubota⁸⁷, S. Kuday^{4a}, S. Kuehn⁴⁸, A. Kugel^{58c}, A. Kuhl¹³⁸,
 T. Kuhl⁴², V. Kukhtin⁶⁴, Y. Kulchitsky⁹¹, S. Kuleshov^{32b}, M. Kuna^{133a,133b}, J. Kunkle¹²¹,
 A. Kupco¹²⁶, H. Kurashige⁶⁶, Y.A. Kurochkin⁹¹, R. Kurumida⁶⁶, V. Kus¹²⁶, E.S. Kuwertz¹⁴⁸,
 M. Kuze¹⁵⁸, J. Kvita¹¹⁴, A. La Rosa⁴⁹, L. La Rotonda^{37a,37b}, C. Lacasta¹⁶⁸, F. Lacava^{133a,133b},
 J. Lacey²⁹, H. Lacker¹⁶, D. Lacour⁷⁹, V.R. Lacuesta¹⁶⁸, E. Ladygin⁶⁴, R. Lafaye⁵, B. Laforge⁷⁹,
 T. Lagouri¹⁷⁷, S. Lai⁴⁸, H. Laier^{58a}, L. Lambourne⁷⁷, S. Lammers⁶⁰, C.L. Lampen⁷, W. Lampl⁷,
 E. Lançon¹³⁷, U. Landgraf⁴⁸, M.P.J. Landon⁷⁵, V.S. Lang^{58a}, A.J. Lankford¹⁶⁴, F. Lanni²⁵,
 K. Lantzsch³⁰, S. Laplace⁷⁹, C. Lapoire²¹, J.F. Laporte¹³⁷, T. Lari^{90a}, F. Lasagni Manghi^{20a,20b},
 M. Lassnig³⁰, P. Laurelli⁴⁷, W. Lavrijsen¹⁵, A.T. Law¹³⁸, P. Laycock⁷³, O. Le Dortz⁷⁹,
 E. Le Guirriec⁸⁴, E. Le Menedeu¹², T. LeCompte⁶, F. Ledroit-Guillon⁵⁵, C.A. Lee¹⁵², H. Lee¹⁰⁶,
 J.S.H. Lee¹¹⁷, S.C. Lee¹⁵², L. Lee¹, G. Lefebvre⁷⁹, M. Lefebvre¹⁷⁰, F. Legger⁹⁹, C. Leggett¹⁵,
 A. Lehan⁷³, M. Lehmacher²¹, G. Lehmann Miotto³⁰, X. Lei⁷, W.A. Leight²⁹, A. Leisos¹⁵⁵,
 A.G. Leister¹⁷⁷, M.A.L. Leite^{24d}, R. Leitner¹²⁸, D. Lellouch¹⁷³, B. Lemmer⁵⁴, K.J.C. Leney⁷⁷,
 T. Lenz²¹, G. Lenzen¹⁷⁶, B. Lenzi³⁰, R. Leone⁷, S. Leone^{123a,123b}, C. Leonidopoulos⁴⁶,
 S. Leontsinis¹⁰, C. Leroy⁹⁴, C.G. Lester²⁸, C.M. Lester¹²¹, M. Levchenko¹²², J. Levêque⁵,
 D. Levin⁸⁸, L.J. Levinson¹⁷³, M. Levy¹⁸, A. Lewis¹¹⁹, G.H. Lewis¹⁰⁹, A.M. Leyko²¹, M. Leyton⁴¹,
 B. Li^{33b,u}, B. Li⁸⁴, H. Li¹⁴⁹, H.L. Li³¹, L. Li⁴⁵, L. Li^{33e}, S. Li⁴⁵, Y. Li^{33c,v}, Z. Liang¹³⁸, H. Liao³⁴,
 B. Liberti^{134a}, P. Lichard³⁰, K. Lie¹⁶⁶, J. Liebal²¹, W. Liebig¹⁴, C. Limbach²¹, A. Limosani⁸⁷,
 S.C. Lin^{152,w}, T.H. Lin⁸², F. Linde¹⁰⁶, B.E. Lindquist¹⁴⁹, J.T. Linnemann⁸⁹, E. Lipeles¹²¹,
 A. Lipniacka¹⁴, M. Lisovyi⁴², T.M. Liss¹⁶⁶, D. Lissauer²⁵, A. Lister¹⁶⁹, A.M. Litke¹³⁸, B. Liu¹⁵²,
 D. Liu¹⁵², J.B. Liu^{33b}, K. Liu^{33b,x}, L. Liu⁸⁸, M. Liu⁴⁵, M. Liu^{33b}, Y. Liu^{33b}, M. Livan^{120a,120b},
 S.S.A. Livermore¹¹⁹, A. Lleres⁵⁵, J. Llorente Merino⁸¹, S.L. Lloyd⁷⁵, F. Lo Sterzo¹⁵²,
 E. Lobodzinska⁴², P. Loch⁷, W.S. Lockman¹³⁸, T. Loddenkoetter²¹, F.K. Loebinger⁸³,
 A.E. Loevschall-Jensen³⁶, A. Loginov¹⁷⁷, T. Lohse¹⁶, K. Lohwasser⁴², M. Lokajicek¹²⁶,
 V.P. Lombardo⁵, B.A. Long²², J.D. Long⁸⁸, R.E. Long⁷¹, L. Lopes^{125a}, D. Lopez Mateos⁵⁷,
 B. Lopez Paredes¹⁴⁰, I. Lopez Paz¹², J. Lorenz⁹⁹, N. Lorenzo Martinez⁶⁰, M. Losada¹⁶³,

P. Loscutoff¹⁵, X. Lou⁴¹, A. Lounis¹¹⁶, J. Love⁶, P.A. Love⁷¹, A.J. Lowe^{144,e}, F. Lu^{33a}, N. Lu⁸⁸, H.J. Lubatti¹³⁹, C. Luci^{133a,133b}, A. Lucotte⁵⁵, F. Luehring⁶⁰, W. Lukas⁶¹, L. Luminari^{133a}, O. Lundberg^{147a,147b}, B. Lund-Jensen¹⁴⁸, M. Lungwitz⁸², D. Lynn²⁵, R. Lysak¹²⁶, E. Lytken⁸⁰, H. Ma²⁵, L.L. Ma^{33d}, G. Maccarrone⁴⁷, A. Macchiolo¹⁰⁰, J. Machado Miguens^{125a,125b}, D. Macina³⁰, D. Madaffari⁸⁴, R. Madar⁴⁸, H.J. Maddocks⁷¹, W.F. Mader⁴⁴, A. Madsen¹⁶⁷, M. Maeno⁸, T. Maeno²⁵, A. Maevskiy⁹⁸, E. Magradze⁵⁴, K. Mahboubi⁴⁸, J. Mahlstedt¹⁰⁶, S. Mahmoud⁷³, C. Maiani¹³⁷, C. Maidantchik^{24a}, A.A. Maier¹⁰⁰, A. Maio^{125a,125b,125d}, S. Majewski¹¹⁵, Y. Makida⁶⁵, N. Makovec¹¹⁶, P. Mal^{137,y}, B. Malaescu⁷⁹, Pa. Malecki³⁹, V.P. Maleev¹²², F. Malek⁵⁵, U. Mallik⁶², D. Malon⁶, C. Malone¹⁴⁴, S. Maltezos¹⁰, V.M. Malyshev¹⁰⁸, S. Malyukov³⁰, J. Mamuzic^{13b}, B. Mandelli³⁰, L. Mandelli^{90a}, I. Mandić⁷⁴, R. Mandrysch⁶², J. Maneira^{125a,125b}, A. Manfredini¹⁰⁰, L. Manhaes de Andrade Filho^{24b}, J.A. Manjarres Ramos^{160b}, A. Mann⁹⁹, P.M. Manning¹³⁸, A. Manousakis-Katsikakis⁹, B. Mansoulie¹³⁷, R. Mantifel⁸⁶, L. Mapelli³⁰, L. March¹⁶⁸, J.F. Marchand²⁹, G. Marchiori⁷⁹, M. Marcisovsky¹²⁶, C.P. Marino¹⁷⁰, M. Marjanovic^{13a}, C.N. Marques^{125a}, F. Marroquim^{24a}, S.P. Marsden⁸³, Z. Marshall¹⁵, L.F. Marti¹⁷, S. Marti-Garcia¹⁶⁸, B. Martin³⁰, B. Martin⁸⁹, T.A. Martin¹⁷¹, V.J. Martin⁴⁶, B. Martin dit Latour¹⁴, H. Martinez¹³⁷, M. Martinez^{12,n}, S. Martin-Haugh¹³⁰, A.C. Martyniuk⁷⁷, M. Marx¹³⁹, F. Marzano^{133a}, A. Marzin³⁰, L. Masetti⁸², T. Mashimo¹⁵⁶, R. Mashinistov⁹⁵, J. Masik⁸³, A.L. Maslennikov¹⁰⁸, I. Massa^{20a,20b}, L. Massa^{20a,20b}, N. Massol⁵, P. Mastrandrea¹⁴⁹, A. Mastroberardino^{37a,37b}, T. Masubuchi¹⁵⁶, P. Mättig¹⁷⁶, J. Mattmann⁸², J. Maurer^{26a}, S.J. Maxfield⁷³, D.A. Maximov^{108,t}, R. Mazini¹⁵², L. Mazzaferro^{134a,134b}, G. Mc Goldrick¹⁵⁹, S.P. Mc Kee⁸⁸, A. McCarn⁸⁸, R.L. McCarthy¹⁴⁹, T.G. McCarthy²⁹, N.A. McCubbin¹³⁰, K.W. McFarlane^{56,*}, J.A. McFayden⁷⁷, G. Mchedlidze⁵⁴, S.J. McMahon¹³⁰, R.A. McPherson^{170,i}, J. Mechnich¹⁰⁶, M. Medinnis⁴², S. Meehan³¹, S. Mehlhase⁹⁹, A. Mehta⁷³, K. Meier^{58a}, C. Meineck⁹⁹, B. Meirose⁸⁰, C. Melachrinou³¹, B.R. Mellado Garcia^{146c}, F. Meloni¹⁷, A. Mengarelli^{20a,20b}, S. Menke¹⁰⁰, E. Meoni¹⁶², K.M. Mercurio⁵⁷, S. Mergelmeyer²¹, N. Meric¹³⁷, P. Mermod⁴⁹, L. Merola^{103a,103b}, C. Meroni^{90a}, F.S. Merritt³¹, H. Merritt¹¹⁰, A. Messina^{30,z}, J. Metcalfe²⁵, A.S. Mete¹⁶⁴, C. Meyer⁸², C. Meyer¹²¹, J.-P. Meyer¹³⁷, J. Meyer³⁰, R.P. Middleton¹³⁰, S. Migas⁷³, L. Mijović²¹, G. Mikenberg¹⁷³, M. Mikestikova¹²⁶, M. Mikuz⁷⁴, A. Milic³⁰, D.W. Miller³¹, C. Mills⁴⁶, A. Milov¹⁷³, D.A. Milstead^{147a,147b}, D. Milstein¹⁷³, A.A. Minaenko¹²⁹, I.A. Minashvili⁶⁴, A.I. Mincer¹⁰⁹, B. Mindur^{38a}, M. Mineev⁶⁴, Y. Ming¹⁷⁴, L.M. Mir¹², G. Mirabelli^{133a}, T. Mitani¹⁷², J. Mitrevski⁹⁹, V.A. Mitsou¹⁶⁸, S. Mitsui⁶⁵, A. Miucci⁴⁹, P.S. Miyagawa¹⁴⁰, J.U. Mjörnmark⁸⁰, T. Moe^{147a,147b}, K. Mochizuki⁸⁴, S. Mohapatra³⁵, W. Mohr⁴⁸, S. Molander^{147a,147b}, R. Moles-Valls¹⁶⁸, K. Mönig⁴², C. Monini⁵⁵, J. Monk³⁶, E. Monnier⁸⁴, J. Montejo Berlingen¹², F. Monticelli⁷⁰, S. Monzani^{133a,133b}, R.W. Moore³, N. Morange⁶², D. Moreno⁸², M. Moreno Llácer⁵⁴, P. Morettini^{50a}, M. Morgenstern⁴⁴, M. Morii⁵⁷, S. Moritz⁸², A.K. Morley¹⁴⁸, G. Mornacchi³⁰, J.D. Morris⁷⁵, L. Morvaj¹⁰², H.G. Moser¹⁰⁰, M. Mosidze^{51b}, J. Moss¹¹⁰, K. Motohashi¹⁵⁸, R. Mount¹⁴⁴, E. Mountricha²⁵, S.V. Mouraviev^{95,*}, E.J.W. Moyses⁸⁵, S. Muanza⁸⁴, R.D. Mudd¹⁸, F. Mueller^{58a}, J. Mueller¹²⁴, K. Mueller²¹, T. Mueller²⁸, T. Mueller⁸², D. Muenstermann⁴⁹, Y. Munwes¹⁵⁴, J.A. Murillo Quijada¹⁸, W.J. Murray^{171,130}, H. Musheghyan⁵⁴, E. Musto¹⁵³, A.G. Myagkov^{129,aa}, M. Myska¹²⁷, O. Nackenhorst⁵⁴, J. Nadal⁵⁴, K. Nagai⁶¹, R. Nagai¹⁵⁸, Y. Nagai⁸⁴, K. Nagano⁶⁵, A. Nagarkar¹¹⁰, Y. Nagasaka⁵⁹, M. Nagel¹⁰⁰, A.M. Nairz³⁰, Y. Nakahama³⁰, K. Nakamura⁶⁵, T. Nakamura¹⁵⁶, I. Nakano¹¹¹, H. Namasivayam⁴¹, G. Nanava²¹, R. Narayan^{58b}, T. Nattermann²¹, T. Naumann⁴², G. Navarro¹⁶³, R. Nayyar⁷, H.A. Neal⁸⁸, P.Yu. Nechaeva⁹⁵, T.J. Neep⁸³, P.D. Nef¹⁴⁴, A. Negri^{120a,120b}, G. Negri³⁰, M. Negrini^{20a}, S. Nektarijevic⁴⁹, A. Nelson¹⁶⁴, T.K. Nelson¹⁴⁴, S. Nemecek¹²⁶, P. Nemethy¹⁰⁹, A.A. Nepomuceno^{24a}, M. Nessi^{30,ab}, M.S. Neubauer¹⁶⁶, M. Neumann¹⁷⁶, R.M. Neves¹⁰⁹, P. Nevski²⁵, P.R. Newman¹⁸, D.H. Nguyen⁶, R.B. Nickerson¹¹⁹, R. Nicolaidou¹³⁷, B. Nicquevert³⁰, J. Nielsen¹³⁸, N. Nikiforou³⁵, A. Nikiforov¹⁶, V. Nikolaenko^{129,aa}, I. Nikolic-Audit⁷⁹, K. Nikolics⁴⁹, K. Nikolopoulos¹⁸, P. Nilsson⁸, Y. Ninomiya¹⁵⁶, A. Nisati^{133a}, R. Nisius¹⁰⁰, T. Nobe¹⁵⁸, L. Nodulman⁶, M. Nomachi¹¹⁷, I. Nomidis²⁹, S. Norberg¹¹², M. Nordberg³⁰, O. Novgorodova⁴⁴, S. Nowak¹⁰⁰, M. Nozaki⁶⁵, L. Nozka¹¹⁴, K. Ntekas¹⁰, G. Nunes Hanninger⁸⁷, T. Nunnemann⁹⁹, E. Nurse⁷⁷, F. Nuti⁸⁷, B.J. O'Brien⁴⁶, F. O'grady⁷, D.C. O'Neil¹⁴³, V. O'Shea⁵³, F.G. Oakham^{29,d}, H. Oberlack¹⁰⁰,

T. Obermann²¹, J. Ocariz⁷⁹, A. Ochi⁶⁶, M.I. Ochoa⁷⁷, S. Oda⁶⁹, S. Odaka⁶⁵, H. Ogren⁶⁰, A. Oh⁸³, S.H. Oh⁴⁵, C.C. Ohm¹⁵, H. Ohman¹⁶⁷, W. Okamura¹¹⁷, H. Okawa²⁵, Y. Okumura³¹, T. Okuyama¹⁵⁶, A. Olariu^{26a}, A.G. Olchevski⁶⁴, S.A. Olivares Pino⁴⁶, D. Oliveira Damazio²⁵, E. Oliver Garcia¹⁶⁸, A. Olszewski³⁹, J. Olszowska³⁹, A. Onofre^{125a,125e}, P.U.E. Onyisi^{31,o}, C.J. Oram^{160a}, M.J. Oreglia³¹, Y. Oren¹⁵⁴, D. Orestano^{135a,135b}, N. Orlando^{72a,72b}, C. Oropeza Barrera⁵³, R.S. Orr¹⁵⁹, B. Osculati^{50a,50b}, R. Ospanov¹²¹, G. Otero y Garzon²⁷, H. Otono⁶⁹, M. Ouchrif^{136d}, E.A. Ouellette¹⁷⁰, F. Ould-Saada¹¹⁸, A. Ouraou¹³⁷, K.P. Oussoren¹⁰⁶, Q. Ouyang^{33a}, A. Ovcharova¹⁵, M. Owen⁸³, V.E. Ozcan^{19a}, N. Ozturk⁸, K. Pachal¹¹⁹, A. Pacheco Pages¹², C. Padilla Aranda¹², M. Pagáčová⁴⁸, S. Pagan Griso¹⁵, E. Paganis¹⁴⁰, C. Pahl¹⁰⁰, F. Paige²⁵, P. Pais⁸⁵, K. Pajchel¹¹⁸, G. Palacino^{160b}, S. Palestini³⁰, M. Palka^{38b}, D. Pallin³⁴, A. Palma^{125a,125b}, J.D. Palmer¹⁸, Y.B. Pan¹⁷⁴, E. Panagiotopoulou¹⁰, J.G. Panduro Vazquez⁷⁶, P. Pani¹⁰⁶, N. Panikashvili⁸⁸, S. Panitkin²⁵, D. Pantea^{26a}, L. Paolozzi^{134a,134b}, Th.D. Papadopoulou¹⁰, K. Papageorgiou^{155,l}, A. Paramonov⁶, D. Paredes Hernandez³⁴, M.A. Parker²⁸, F. Parodi^{50a,50b}, J.A. Parsons³⁵, U. Parzefall⁴⁸, E. Pasqualucci^{133a}, S. Passaggio^{50a}, A. Passeri^{135a}, F. Pastore^{135a,135b,*}, Fr. Pastore⁷⁶, G. Pásztor²⁹, S. Pataraiia¹⁷⁶, N.D. Patel¹⁵¹, J.R. Pater⁸³, S. Patricelli^{103a,103b}, T. Pauly³⁰, J. Pearce¹⁷⁰, L.E. Pedersen³⁶, M. Pedersen¹¹⁸, S. Pedraza Lopez¹⁶⁸, R. Pedro^{125a,125b}, S.V. Peleganchuk¹⁰⁸, D. Pelikan¹⁶⁷, H. Peng^{33b}, B. Penning³¹, J. Penwell⁶⁰, D.V. Perepelitsa²⁵, E. Perez Codina^{160a}, M.T. Pérez García-Estañ¹⁶⁸, V. Perez Reale³⁵, L. Perini^{90a,90b}, H. Pernegger³⁰, S. Perrella^{103a,103b}, R. Perrino^{72a}, R. Peschke⁴², V.D. Peshekhonov⁶⁴, K. Peters³⁰, R.F.Y. Peters⁸³, B.A. Petersen³⁰, T.C. Petersen³⁶, E. Petit⁴², A. Petridis^{147a,147b}, C. Petridou¹⁵⁵, E. Petrolo^{133a}, F. Petrucci^{135a,135b}, N.E. Pettersson¹⁵⁸, R. Pezosa^{32b}, P.W. Phillips¹³⁰, G. Piacquadio¹⁴⁴, E. Pianori¹⁷¹, A. Picazio⁴⁹, E. Piccaro⁷⁵, M. Piccinini^{20a,20b}, R. Piegai²⁷, D.T. Pignotti¹¹⁰, J.E. Pilcher³¹, A.D. Pilkington⁷⁷, J. Pina^{125a,125b,125d}, M. Pinamonti^{165a,165c,ac}, A. Pinder¹¹⁹, J.L. Pinfold³, A. Pingel³⁶, B. Pinto^{125a}, S. Pires⁷⁹, M. Pitt¹⁷³, C. Pizio^{90a,90b}, L. Plazak^{145a}, M.-A. Pleier²⁵, V. Pleskot¹²⁸, E. Plotnikova⁶⁴, P. Plucinski^{147a,147b}, S. Poddar^{58a}, F. Podlyski³⁴, R. Poettgen⁸², L. Poggioli¹¹⁶, D. Pohl²¹, M. Pohl⁴⁹, G. Polesello^{120a}, A. Policicchio^{37a,37b}, R. Polifka¹⁵⁹, A. Polini^{20a}, C.S. Pollard⁴⁵, V. Polychronakos²⁵, K. Pommès³⁰, L. Pontecorvo^{133a}, B.G. Pope⁸⁹, G.A. Popeneciu^{26b}, D.S. Popovic^{13a}, A. Poppleton³⁰, X. Portell Bueso¹², S. Pospisil¹²⁷, K. Potamianos¹⁵, I.N. Potrap⁶⁴, C.J. Potter¹⁵⁰, C.T. Potter¹¹⁵, G. Poulard³⁰, J. Poveda⁶⁰, V. Pozdnyakov⁶⁴, P. Pralavorio⁸⁴, A. Pranko¹⁵, S. Prasad³⁰, R. Pravahan⁸, S. Prell⁶³, D. Price⁸³, J. Price⁷³, L.E. Price⁶, D. Prieur¹²⁴, M. Primavera^{72a}, M. Proissl⁴⁶, K. Prokofiev⁴⁷, F. Prokoshin^{32b}, E. Protopapadaki¹³⁷, S. Protopopescu²⁵, J. Proudfoot⁶, M. Przybycien^{38a}, H. Przysieciak⁵, E. Ptacek¹¹⁵, D. Puddu^{135a,135b}, E. Pueschel⁸⁵, D. Puldon¹⁴⁹, M. Purohit^{25,ad}, P. Puzo¹¹⁶, J. Qian⁸⁸, G. Qin⁵³, Y. Qin⁸³, A. Quadt⁵⁴, D.R. Quarrie¹⁵, W.B. Quayle^{165a,165b}, M. Queitsch-Maitland⁸³, D. Quilty⁵³, A. Qureshi^{160b}, V. Radeka²⁵, V. Radescu⁴², S.K. Radhakrishnan¹⁴⁹, P. Radloff¹¹⁵, P. Rados⁸⁷, F. Ragusa^{90a,90b}, G. Rahal¹⁷⁹, S. Rajagopalan²⁵, M. Rammensee³⁰, A.S. Randle-Conde⁴⁰, C. Rangel-Smith¹⁶⁷, K. Rao¹⁶⁴, F. Rauscher⁹⁹, T.C. Rave⁴⁸, T. Ravenscroft⁵³, M. Raymond³⁰, A.L. Read¹¹⁸, N.P. Readioff⁷³, D.M. Rebutti^{120a,120b}, A. Redelbach¹⁷⁵, G. Redlinger²⁵, R. Reece¹³⁸, K. Reeves⁴¹, L. Rehnisch¹⁶, H. Reisin²⁷, M. Relich¹⁶⁴, C. Rembser³⁰, H. Ren^{33a}, Z.L. Ren¹⁵², A. Renaud¹¹⁶, M. Rescigno^{133a}, S. Resconi^{90a}, O.L. Rezanova^{108,t}, P. Reznicek¹²⁸, R. Rezvani⁹⁴, R. Richter¹⁰⁰, M. Ridel⁷⁹, P. Rieck¹⁶, J. Rieger⁵⁴, M. Rijssenbeek¹⁴⁹, A. Rimoldi^{120a,120b}, L. Rinaldi^{20a}, E. Ritsch⁶¹, I. Riu¹², F. Rizatdinova¹¹³, E. Rizvi⁷⁵, S.H. Robertson^{86,i}, A. Robichaud-Veronneau⁸⁶, D. Robinson²⁸, J.E.M. Robinson⁸³, A. Robson⁵³, C. Roda^{123a,123b}, L. Rodrigues³⁰, S. Roe³⁰, O. Röhne¹¹⁸, S. Rolli¹⁶², A. Romaniouk⁹⁷, M. Romano^{20a,20b}, E. Romero Adam¹⁶⁸, N. Rompotis¹³⁹, M. Ronzani⁴⁸, L. Roos⁷⁹, E. Ros¹⁶⁸, S. Rosati^{133a}, K. Rosbach⁴⁹, M. Rose⁷⁶, P. Rose¹³⁸, P.L. Rosendahl¹⁴, O. Rosenthal¹⁴², V. Rossetti^{147a,147b}, E. Rossi^{103a,103b}, L.P. Rossi^{50a}, R. Rosten¹³⁹, M. Rotaru^{26a}, I. Roth¹⁷³, J. Rothberg¹³⁹, D. Rousseau¹¹⁶, C.R. Royon¹³⁷, A. Rozanov⁸⁴, Y. Rozen¹⁵³, X. Ruan^{146c}, F. Rubbo¹², I. Rubinskiy⁴², V.I. Rud⁹⁸, C. Rudolph⁴⁴, M.S. Rudolph¹⁵⁹, F. Rühr⁴⁸, A. Ruiz-Martinez³⁰, Z. Rurikova⁴⁸, N.A. Rusakovich⁶⁴, A. Ruschke⁹⁹, J.P. Rutherford⁷, N. Ruthmann⁴⁸, Y.F. Ryabov¹²², M. Rybar¹²⁸, G. Rybkin¹¹⁶, N.C. Ryder¹¹⁹, A.F. Saavedra¹⁵¹, S. Sacerdoti²⁷, A. Saddique³, I. Sadeh¹⁵⁴,

H.F.-W. Sadrozinski¹³⁸, R. Sadykov⁶⁴, F. Safai Tehrani^{133a}, H. Sakamoto¹⁵⁶, Y. Sakurai¹⁷², G. Salamanna^{135a,135b}, A. Salamon^{134a}, M. Saleem¹¹², D. Salek¹⁰⁶, P.H. Sales De Bruin¹³⁹, D. Salihagic¹⁰⁰, A. Salnikov¹⁴⁴, J. Salt¹⁶⁸, D. Salvatore^{37a,37b}, F. Salvatore¹⁵⁰, A. Salvucci¹⁰⁵, A. Salzburger³⁰, D. Sampsonidis¹⁵⁵, A. Sanchez^{103a,103b}, J. Sánchez¹⁶⁸, V. Sanchez Martinez¹⁶⁸, H. Sandaker¹⁴, R.L. Sandbach⁷⁵, H.G. Sander⁸², M.P. Sanders⁹⁹, M. Sandhoff¹⁷⁶, T. Sandoval²⁸, C. Sandoval¹⁶³, R. Sandstroem¹⁰⁰, D.P.C. Sankey¹³⁰, A. Sansoni⁴⁷, C. Santoni³⁴, R. Santonico^{134a,134b}, H. Santos^{125a}, I. Santoyo Castillo¹⁵⁰, K. Sapp¹²⁴, A. Saprnov⁶⁴, J.G. Saraiva^{125a,125d}, B. Sarrazin²¹, G. Sartisohn¹⁷⁶, O. Sasaki⁶⁵, Y. Sasaki¹⁵⁶, G. Sauvage^{5,*}, E. Sauvan⁵, P. Savard^{159,d}, D.O. Savu³⁰, C. Sawyer¹¹⁹, L. Sawyer^{78,m}, D.H. Saxon⁵³, J. Saxon¹²¹, C. Sbarra^{20a}, A. Sbrizzi³, T. Scanlon⁷⁷, D.A. Scannicchio¹⁶⁴, M. Scarcella¹⁵¹, V. Scarfone^{37a,37b}, J. Schaarschmidt¹⁷³, P. Schacht¹⁰⁰, D. Schaefer³⁰, R. Schaefer⁴², S. Schaepe²¹, S. Schaezel^{58b}, U. Schäfer⁸², A.C. Schaffer¹¹⁶, D. Schaile⁹⁹, R.D. Schamberger¹⁴⁹, V. Scharf^{58a}, V.A. Schegelsky¹²², D. Scheirich¹²⁸, M. Schernau¹⁶⁴, M.I. Scherzer³⁵, C. Schiavi^{50a,50b}, J. Schieck⁹⁹, C. Schillo⁴⁸, M. Schioppa^{37a,37b}, S. Schlenker³⁰, E. Schmidt⁴⁸, K. Schmieden³⁰, C. Schmitt⁸², S. Schmitt^{58b}, B. Schneider¹⁷, Y.J. Schnellbach⁷³, U. Schnoor⁴⁴, L. Schoeffel¹³⁷, A. Schoening^{58b}, B.D. Schoenrock⁸⁹, A.L.S. Schorlemmer⁵⁴, M. Schott⁸², D. Schouten^{160a}, J. Schovancova²⁵, S. Schramm¹⁵⁹, M. Schreyer¹⁷⁵, C. Schroeder⁸², N. Schuh⁸², M.J. Schultens²¹, H.-C. Schultz-Coulon^{58a}, H. Schulz¹⁶, M. Schumacher⁴⁸, B.A. Schumm¹³⁸, Ph. Schune¹³⁷, C. Schwanenberger⁸³, A. Schwartzman¹⁴⁴, T.A. Schwarz⁸⁸, Ph. Schwegler¹⁰⁰, Ph. Schwemling¹³⁷, R. Schwienhorst⁸⁹, J. Schwindling¹³⁷, T. Schwindt²¹, M. Schwoerer⁵, F.G. Sciacca¹⁷, E. Scifo¹¹⁶, G. Sciolla²³, W.G. Scott¹³⁰, F. Scuri^{123a,123b}, F. Scutti²¹, J. Searcy⁸⁸, G. Sedov⁴², E. Sedykh¹²², S.C. Seidel¹⁰⁴, A. Seiden¹³⁸, F. Seifert¹²⁷, J.M. Seixas^{24a}, G. Sekhniaidze^{103a}, S.J. Sekula⁴⁰, K.E. Selbach⁴⁶, D.M. Seliverstov^{122,*}, G. Sellers⁷³, N. Semprini-Cesari^{20a,20b}, C. Serfon³⁰, L. Serin¹¹⁶, L. Serkin⁵⁴, T. Serre⁸⁴, R. Seuster^{160a}, H. Severini¹¹², T. Sfiligoi⁷⁴, F. Sforza¹⁰⁰, A. Sfyrla³⁰, E. Shabalina⁵⁴, M. Shamim¹¹⁵, L.Y. Shan^{33a}, R. Shang¹⁶⁶, J.T. Shank²², M. Shapiro¹⁵, P.B. Shatalov⁹⁶, K. Shaw^{165a,165b}, C.Y. Shehu¹⁵⁰, P. Sherwood⁷⁷, L. Shi^{152,ae}, S. Shimizu⁶⁶, C.O. Shimmin¹⁶⁴, M. Shimojima¹⁰¹, M. Shiyakova⁶⁴, A. Shmeleva⁹⁵, M.J. Shochet³¹, D. Short¹¹⁹, S. Shrestha⁶³, E. Shulga⁹⁷, M.A. Shupe⁷, S. Shushkevich⁴², P. Sicho¹²⁶, O. Sidiropoulou¹⁵⁵, D. Sidorov¹¹³, A. Sidoti^{133a}, F. Siegert⁴⁴, Dj. Sijacki^{13a}, J. Silva^{125a,125d}, Y. Silver¹⁵⁴, D. Silverstein¹⁴⁴, S.B. Silverstein^{147a}, V. Simak¹²⁷, O. Simard⁵, Lj. Simic^{13a}, S. Simion¹¹⁶, E. Simioni⁸², B. Simmons⁷⁷, R. Simoniello^{90a,90b}, M. Simonyan³⁶, P. Sinervo¹⁵⁹, N.B. Sinev¹¹⁵, V. Sipica¹⁴², G. Siragusa¹⁷⁵, A. Sircar⁷⁸, A.N. Sisakyan^{64,*}, S.Yu. Sivoklov⁹⁸, J. Sjölin^{147a,147b}, T.B. Sjrursen¹⁴, H.P. Skottowe⁵⁷, K.Yu. Skovpen¹⁰⁸, P. Skubic¹¹², M. Slater¹⁸, T. Slavicek¹²⁷, K. Sliwa¹⁶², V. Smakhtin¹⁷³, B.H. Smart⁴⁶, L. Smestad¹⁴, S.Yu. Smirnov⁹⁷, Y. Smirnov⁹⁷, L.N. Smirnova^{98,af}, O. Smirnova⁸⁰, K.M. Smith⁵³, M. Smizanska⁷¹, K. Smolek¹²⁷, A.A. Snesev⁹⁵, G. Snidero⁷⁵, S. Snyder²⁵, R. Sobie^{170,i}, F. Socher⁴⁴, A. Soffer¹⁵⁴, D.A. Soh^{152,ae}, C.A. Solans³⁰, M. Solar¹²⁷, J. Solc¹²⁷, E.Yu. Soldatov⁹⁷, U. Soldevila¹⁶⁸, A.A. Solodkov¹²⁹, A. Soloshenko⁶⁴, O.V. Solovyanov¹²⁹, V. Solovyev¹²², P. Sommer⁴⁸, H.Y. Song^{33b}, N. Soni¹, A. Sood¹⁵, A. Sopczak¹²⁷, B. Sopko¹²⁷, V. Sopko¹²⁷, V. Sorin¹², M. Sosebee⁸, R. Soualah^{165a,165c}, P. Soueid⁹⁴, A.M. Soukharev¹⁰⁸, D. South⁴², S. Spagnolo^{72a,72b}, F. Spanò⁷⁶, W.R. Spearman⁵⁷, F. Spettel¹⁰⁰, R. Spighi^{20a}, G. Spigo³⁰, L.A. Spiller⁸⁷, M. Spousta¹²⁸, T. Spreitzer¹⁵⁹, B. Spurlock⁸, R.D. St. Denis^{53,*}, S. Staerz⁴⁴, J. Stahlman¹²¹, R. Stamen^{58a}, S. Stamm¹⁶, E. Stanecka³⁹, R.W. Stanek⁶, C. Stanescu^{135a}, M. Stanescu-Bellu⁴², M.M. Stanitzki⁴², S. Stapnes¹¹⁸, E.A. Starchenko¹²⁹, J. Stark⁵⁵, P. Staroba¹²⁶, P. Starovoitov⁴², R. Staszewski³⁹, P. Stavina^{145a,*}, P. Steinberg²⁵, B. Stelzer¹⁴³, H.J. Stelzer³⁰, O. Stelzer-Chilton^{160a}, H. Stenzel⁵², S. Stern¹⁰⁰, G.A. Stewart⁵³, J.A. Stillings²¹, M.C. Stockton⁸⁶, M. Stoebe⁸⁶, G. Stoicea^{26a}, P. Stolte⁵⁴, S. Stonjek¹⁰⁰, A.R. Stradling⁸, A. Straessner⁴⁴, M.E. Stramaglia¹⁷, J. Strandberg¹⁴⁸, S. Strandberg^{147a,147b}, A. Strandlie¹¹⁸, E. Strauss¹⁴⁴, M. Strauss¹¹², P. Strizenc^{145b}, R. Ströhmer¹⁷⁵, D.M. Strom¹¹⁵, R. Stroynowski⁴⁰, A. Struebig¹⁰⁵, S.A. Stucci¹⁷, B. Stugu¹⁴, N.A. Styles⁴², D. Su¹⁴⁴, J. Su¹²⁴, R. Subramaniam⁷⁸, A. Succurro¹², Y. Sugaya¹¹⁷, C. Suhr¹⁰⁷, M. Suk¹²⁷, V.V. Sulin⁹⁵, S. Sultansoy^{4c}, T. Sumida⁶⁷, S. Sun⁵⁷, X. Sun^{33a}, J.E. Sundermann⁴⁸, K. Suruliz¹⁴⁰, G. Susinno^{37a,37b}, M.R. Sutton¹⁵⁰, Y. Suzuki⁶⁵, M. Svatos¹²⁶, S. Swedish¹⁶⁹, M. Swiatlowski¹⁴⁴, I. Sykora^{145a}, T. Sykora¹²⁸, D. Ta⁸⁹, C. Taccini^{135a,135b}, K. Tackmann⁴², J. Taenzer¹⁵⁹, A. Taffard¹⁶⁴, R. Tafirout^{160a}, N. Taiblum¹⁵⁴,

H. Takai²⁵, R. Takashima⁶⁸, H. Takeda⁶⁶, T. Takeshita¹⁴¹, Y. Takubo⁶⁵, M. Talby⁸⁴,
 A.A. Talyshev^{108,t}, J.Y.C. Tam¹⁷⁵, K.G. Tan⁸⁷, J. Tanaka¹⁵⁶, R. Tanaka¹¹⁶, S. Tanaka¹³²,
 S. Tanaka⁶⁵, A.J. Tanasijczuk¹⁴³, B.B. Tannenwald¹¹⁰, N. Tannoury²¹, S. Tapprogge⁸²,
 S. Tarem¹⁵³, F. Tarrade²⁹, G.F. Tartarelli^{90a}, P. Tas¹²⁸, M. Tasevsky¹²⁶, T. Tashiro⁶⁷,
 E. Tassi^{37a,37b}, A. Tavares Delgado^{125a,125b}, Y. Tayalati^{136d}, F.E. Taylor⁹³, G.N. Taylor⁸⁷,
 W. Taylor^{160b}, F.A. Teischinger³⁰, M. Teixeira Dias Castanheira⁷⁵, P. Teixeira-Dias⁷⁶,
 K.K. Temming⁴⁸, H. Ten Kate³⁰, P.K. Teng¹⁵², J.J. Teoh¹¹⁷, S. Terada⁶⁵, K. Terashi¹⁵⁶,
 J. Terron⁸¹, S. Terzo¹⁰⁰, M. Testa⁴⁷, R.J. Teuscher^{159,i}, J. Therhaag²¹, T. Theveneaux-Pelzer³⁴,
 J.P. Thomas¹⁸, J. Thomas-Wilsker⁷⁶, E.N. Thompson³⁵, P.D. Thompson¹⁸, P.D. Thompson¹⁵⁹,
 R.J. Thompson⁸³, A.S. Thompson⁵³, L.A. Thomsen³⁶, E. Thomson¹²¹, M. Thomson²⁸,
 W.M. Thong⁸⁷, R.P. Thun^{88,*}, F. Tian³⁵, M.J. Tibbetts¹⁵, V.O. Tikhomirov^{95,ag},
 Yu.A. Tikhonov^{108,t}, S. Timoshenko⁹⁷, E. Tiouchichine⁸⁴, P. Tipton¹⁷⁷, S. Tisserant⁸⁴,
 T. Todorov⁵, S. Todorova-Nova¹²⁸, B. Toggerson⁷, J. Tojo⁶⁹, S. Tokár^{145a}, K. Tokushuku⁶⁵,
 K. Tollefson⁸⁹, E. Tolley⁵⁷, L. Tomlinson⁸³, M. Tomoto¹⁰², L. Tompkins³¹, K. Toms¹⁰⁴,
 N.D. Topilin⁶⁴, E. Torrence¹¹⁵, H. Torres¹⁴³, E. Torró Pastor¹⁶⁸, J. Toth^{84,ah}, F. Touchard⁸⁴,
 D.R. Tovey¹⁴⁰, H.L. Tran¹¹⁶, T. Trefzger¹⁷⁵, L. Tremblet³⁰, A. Tricoli³⁰, I.M. Trigger^{160a},
 S. Trincz-Duvoid⁷⁹, M.F. Tripiana¹², W. Trischuk¹⁵⁹, B. Trocme⁵⁵, C. Troncon^{90a},
 M. Trottier-McDonald¹⁵, M. Trovatelli^{135a,135b}, P. True⁸⁹, M. Trzebinski³⁹, A. Trzupek³⁹,
 C. Tsarouchas³⁰, J.C-L. Tseng¹¹⁹, P.V. Tsiarehshka⁹¹, D. Tsionou¹³⁷, G. Tsipolitis¹⁰,
 N. Tsirintanis⁹, S. Tsiskaridze¹², V. Tsiskaridze⁴⁸, E.G. Tskhadadze^{51a}, I.I. Tsukerman⁹⁶,
 V. Tsulaia¹⁵, S. Tsuno⁶⁵, D. Tsybychev¹⁴⁹, A. Tudorache^{26a}, V. Tudorache^{26a}, A.N. Tuna¹²¹,
 S.A. Tupputi^{20a,20b}, S. Turchikhin^{98,af}, D. Turecek¹²⁷, I. Turk Cakir^{4d}, R. Turra^{90a,90b},
 P.M. Tuts³⁵, A. Tykhonov⁴⁹, M. Tylmad^{147a,147b}, M. Tyndel¹³⁰, K. Uchida²¹, I. Ueda¹⁵⁶,
 R. Ueno²⁹, M. Ughetto⁸⁴, M. Ugland¹⁴, M. Uhlenbrock²¹, F. Ukegawa¹⁶¹, G. Unal³⁰, A. Undrus²⁵,
 G. Unel¹⁶⁴, F.C. Ungaro⁴⁸, Y. Unno⁶⁵, C. Unverdorben⁹⁹, D. Urbaniec³⁵, P. Urquijo⁸⁷, G. Usai⁸,
 A. Usanova⁶¹, L. Vacavant⁸⁴, V. Vacek¹²⁷, B. Vachon⁸⁶, N. Valencic¹⁰⁶, S. Valentinetti^{20a,20b},
 A. Valero¹⁶⁸, L. Valery³⁴, S. Valkar¹²⁸, E. Valladolid Gallego¹⁶⁸, S. Vallecorsa⁴⁹,
 J.A. Valls Ferrer¹⁶⁸, W. Van Den Wollenberg¹⁰⁶, P.C. Van Der Deijl¹⁰⁶, R. van der Geer¹⁰⁶,
 H. van der Graaf¹⁰⁶, R. Van Der Leeuw¹⁰⁶, D. van der Ster³⁰, N. van Eldik³⁰, P. van Gemmeren⁶,
 J. Van Nieuwkoop¹⁴³, I. van Vulpen¹⁰⁶, M.C. van Woerden³⁰, M. Vanadia^{133a,133b}, W. Vandelli³⁰,
 R. Vanguri¹²¹, A. Vaniachine⁶, P. Vankov⁴², F. Vannucci⁷⁹, G. Vardanyan¹⁷⁸, R. Vari^{133a},
 E.W. Varnes⁷, T. Varol⁸⁵, D. Varouchas⁷⁹, A. Vartapetian⁸, K.E. Varvell¹⁵¹, F. Vazeille³⁴,
 T. Vazquez Schroeder⁵⁴, J. Veatch⁷, F. Veloso^{125a,125c}, S. Veneziano^{133a}, A. Ventura^{72a,72b},
 D. Ventura⁸⁵, M. Venturi¹⁷⁰, N. Venturi¹⁵⁹, A. Venturini²³, V. Vercesi^{120a}, M. Verducci^{133a,133b},
 W. Verkerke¹⁰⁶, J.C. Vermeulen¹⁰⁶, A. Vest⁴⁴, M.C. Vetterli^{143,d}, O. Viazlo⁸⁰, I. Vichou¹⁶⁶,
 T. Vickey^{146c,ai}, O.E. Vickey Boeriu^{146c}, G.H.A. Viehhauser¹¹⁹, S. Viel¹⁶⁹, R. Vigne³⁰,
 M. Villa^{20a,20b}, M. Villaplana Perez^{90a,90b}, E. Vilucchi⁴⁷, M.G. Vincter²⁹, V.B. Vinogradov⁶⁴,
 J. Virzi¹⁵, I. Vivarelli¹⁵⁰, F. Vives Vaque³, S. Vlachos¹⁰, D. Vladoiu⁹⁹, M. Vlasak¹²⁷, A. Vogel²¹,
 M. Vogel^{32a}, P. Vokac¹²⁷, G. Volpi^{123a,123b}, M. Volpi⁸⁷, H. von der Schmitt¹⁰⁰,
 H. von Radziewski⁴⁸, E. von Toerne²¹, V. Vorobel¹²⁸, K. Vorobev⁹⁷, M. Vos¹⁶⁸, R. Voss³⁰,
 J.H. Vosseveld⁷³, N. Vranjes¹³⁷, M. Vranjes Milosavljevic^{13a}, V. Vrba¹²⁶, M. Vreeswijk¹⁰⁶,
 T. Vu Anh⁴⁸, R. Vuillermet³⁰, I. Vukotic³¹, Z. Vykydal¹²⁷, P. Wagner²¹, W. Wagner¹⁷⁶,
 H. Wahlberg⁷⁰, S. Wahrmund⁴⁴, J. Wakabayashi¹⁰², J. Walder⁷¹, R. Walker⁹⁹, W. Walkowiak¹⁴²,
 R. Wall¹⁷⁷, P. Waller⁷³, B. Walsh¹⁷⁷, C. Wang^{152,aj}, C. Wang⁴⁵, F. Wang¹⁷⁴, H. Wang¹⁵,
 H. Wang⁴⁰, J. Wang⁴², J. Wang^{33a}, K. Wang⁸⁶, R. Wang¹⁰⁴, S.M. Wang¹⁵², T. Wang²¹,
 X. Wang¹⁷⁷, C. Wanotayaroj¹¹⁵, A. Warburton⁸⁶, C.P. Ward²⁸, D.R. Wardrope⁷⁷,
 M. Warsinsky⁴⁸, A. Washbrook⁴⁶, C. Wasicki⁴², P.M. Watkins¹⁸, A.T. Watson¹⁸, I.J. Watson¹⁵¹,
 M.F. Watson¹⁸, G. Watts¹³⁹, S. Watts⁸³, B.M. Waugh⁷⁷, S. Webb⁸³, M.S. Weber¹⁷,
 S.W. Weber¹⁷⁵, J.S. Webster³¹, A.R. Weidberg¹¹⁹, P. Weigell¹⁰⁰, B. Weinert⁶⁰, J. Weingarten⁵⁴,
 C. Weiser⁴⁸, H. Weits¹⁰⁶, P.S. Wells³⁰, T. Wenaus²⁵, D. Wendland¹⁶, Z. Weng^{152,ae}, T. Wengler³⁰,
 S. Wenig³⁰, N. Wermes²¹, M. Werner⁴⁸, P. Werner³⁰, M. Wessels^{58a}, J. Wetter¹⁶², K. Whalen²⁹,
 A. White⁸, M.J. White¹, R. White^{32b}, S. White^{123a,123b}, D. Whiteson¹⁶⁴, D. Wicke¹⁷⁶,
 F.J. Wickens¹³⁰, W. Wiedenmann¹⁷⁴, M. Wielers¹³⁰, P. Wienemann²¹, C. Wiglesworth³⁶,
 L.A.M. Wiik-Fuchs²¹, P.A. Wijeratne⁷⁷, A. Wildauer¹⁰⁰, M.A. Wildt^{42,ak}, H.G. Wilkens³⁰,

J.Z. Will⁹⁹, H.H. Williams¹²¹, S. Williams²⁸, C. Willis⁸⁹, S. Willocq⁸⁵, A. Wilson⁸⁸, J.A. Wilson¹⁸, I. Wingerter-Seez⁵, F. Winklmeier¹¹⁵, B.T. Winter²¹, M. Wittgen¹⁴⁴, T. Wittig⁴³, J. Wittkowski⁹⁹, S.J. Wollstadt⁸², M.W. Wolter³⁹, H. Wolters^{125a,125c}, B.K. Wosiek³⁹, J. Wotschack³⁰, M.J. Woudstra⁸³, K.W. Wozniak³⁹, M. Wright⁵³, M. Wu⁵⁵, S.L. Wu¹⁷⁴, X. Wu⁴⁹, Y. Wu⁸⁸, E. Wulf³⁵, T.R. Wyatt⁸³, B.M. Wynne⁴⁶, S. Xella³⁶, M. Xiao¹³⁷, D. Xu^{33a}, L. Xu^{33b,al}, B. Yabsley¹⁵¹, S. Yacoob^{146b,am}, R. Yakabe⁶⁶, M. Yamada⁶⁵, H. Yamaguchi¹⁵⁶, Y. Yamaguchi¹¹⁷, A. Yamamoto⁶⁵, K. Yamamoto⁶³, S. Yamamoto¹⁵⁶, T. Yamamura¹⁵⁶, T. Yamanaka¹⁵⁶, K. Yamauchi¹⁰², Y. Yamazaki⁶⁶, Z. Yan²², H. Yang^{33e}, H. Yang¹⁷⁴, U.K. Yang⁸³, Y. Yang¹¹⁰, S. Yanush⁹², L. Yao^{33a}, W.-M. Yao¹⁵, Y. Yasu⁶⁵, E. Yatsenko⁴², K.H. Yau Wong²¹, J. Ye⁴⁰, S. Ye²⁵, I. Yeletsikh⁶⁴, A.L. Yen⁵⁷, E. Yildirim⁴², M. Yilmaz^{4b}, R. Yoosoofmiya¹²⁴, K. Yorita¹⁷², R. Yoshida⁶, K. Yoshihara¹⁵⁶, C. Young¹⁴⁴, C.J.S. Young³⁰, S. Youssef²², D.R. Yu¹⁵, J. Yu⁸, J.M. Yu⁸⁸, J. Yu¹¹³, L. Yuan⁶⁶, A. Yurkewicz¹⁰⁷, I. Yusuff^{28,an}, B. Zabinski³⁹, R. Zaidan⁶², A.M. Zaitsev^{129,aa}, A. Zaman¹⁴⁹, S. Zambito²³, L. Zanello^{133a,133b}, D. Zanzi¹⁰⁰, C. Zeitnitz¹⁷⁶, M. Zeman¹²⁷, A. Zemla^{38a}, K. Zengel²³, O. Zenin¹²⁹, T. Ženis^{145a}, D. Zerwas¹¹⁶, G. Zevi della Porta⁵⁷, D. Zhang⁸⁸, F. Zhang¹⁷⁴, H. Zhang⁸⁹, J. Zhang⁶, L. Zhang¹⁵², X. Zhang^{33d}, Z. Zhang¹¹⁶, Z. Zhao^{33b}, A. Zhemchugov⁶⁴, J. Zhong¹¹⁹, B. Zhou⁸⁸, L. Zhou³⁵, N. Zhou¹⁶⁴, C.G. Zhu^{33d}, H. Zhu^{33a}, J. Zhu⁸⁸, Y. Zhu^{33b}, X. Zhuang^{33a}, K. Zhukov⁹⁵, A. Zibell¹⁷⁵, D. Zieminska⁶⁰, N.I. Zimine⁶⁴, C. Zimmermann⁸², R. Zimmermann²¹, S. Zimmermann²¹, S. Zimmermann⁴⁸, Z. Zinonos⁵⁴, M. Ziolkowski¹⁴², G. Zobernig¹⁷⁴, A. Zoccoli^{20a,20b}, M. zur Nedden¹⁶, G. Zurzolo^{103a,103b}, V. Zutshi¹⁰⁷, L. Zwalinski³⁰.

¹ Department of Physics, University of Adelaide, Adelaide, Australia

² Physics Department, SUNY Albany, Albany NY, United States of America

³ Department of Physics, University of Alberta, Edmonton AB, Canada

⁴ (a) Department of Physics, Ankara University, Ankara; (b) Department of Physics, Gazi University, Ankara; (c) Division of Physics, TOBB University of Economics and Technology, Ankara; (d) Turkish Atomic Energy Authority, Ankara, Turkey

⁵ LAPP, CNRS/IN2P3 and Université de Savoie, Annecy-le-Vieux, France

⁶ High Energy Physics Division, Argonne National Laboratory, Argonne IL, United States of America

⁷ Department of Physics, University of Arizona, Tucson AZ, United States of America

⁸ Department of Physics, The University of Texas at Arlington, Arlington TX, United States of America

⁹ Physics Department, University of Athens, Athens, Greece

¹⁰ Physics Department, National Technical University of Athens, Zografou, Greece

¹¹ Institute of Physics, Azerbaijan Academy of Sciences, Baku, Azerbaijan

¹² Institut de Física d'Altes Energies and Departament de Física de la Universitat Autònoma de Barcelona, Barcelona, Spain

¹³ (a) Institute of Physics, University of Belgrade, Belgrade; (b) Vinca Institute of Nuclear Sciences, University of Belgrade, Belgrade, Serbia

¹⁴ Department for Physics and Technology, University of Bergen, Bergen, Norway

¹⁵ Physics Division, Lawrence Berkeley National Laboratory and University of California, Berkeley CA, United States of America

¹⁶ Department of Physics, Humboldt University, Berlin, Germany

¹⁷ Albert Einstein Center for Fundamental Physics and Laboratory for High Energy Physics, University of Bern, Bern, Switzerland

¹⁸ School of Physics and Astronomy, University of Birmingham, Birmingham, United Kingdom

¹⁹ (a) Department of Physics, Bogazici University, Istanbul; (b) Department of Physics, Dogus University, Istanbul; (c) Department of Physics Engineering, Gaziantep University, Gaziantep, Turkey

²⁰ (a) INFN Sezione di Bologna; (b) Dipartimento di Fisica e Astronomia, Università di Bologna, Bologna, Italy

²¹ Physikalisches Institut, University of Bonn, Bonn, Germany

²² Department of Physics, Boston University, Boston MA, United States of America

- ²³ *Department of Physics, Brandeis University, Waltham MA, United States of America*
- ²⁴ ^(a) *Universidade Federal do Rio De Janeiro COPPE/EE/IF, Rio de Janeiro;* ^(b) *Federal University of Juiz de Fora (UFJF), Juiz de Fora;* ^(c) *Federal University of Sao Joao del Rei (UFSJ), Sao Joao del Rei;* ^(d) *Instituto de Fisica, Universidade de Sao Paulo, Sao Paulo, Brazil*
- ²⁵ *Physics Department, Brookhaven National Laboratory, Upton NY, United States of America*
- ²⁶ ^(a) *National Institute of Physics and Nuclear Engineering, Bucharest;* ^(b) *National Institute for Research and Development of Isotopic and Molecular Technologies, Physics Department, Cluj Napoca;* ^(c) *University Politehnica Bucharest, Bucharest;* ^(d) *West University in Timisoara, Timisoara, Romania*
- ²⁷ *Departamento de Física, Universidad de Buenos Aires, Buenos Aires, Argentina*
- ²⁸ *Cavendish Laboratory, University of Cambridge, Cambridge, United Kingdom*
- ²⁹ *Department of Physics, Carleton University, Ottawa ON, Canada*
- ³⁰ *CERN, Geneva, Switzerland*
- ³¹ *Enrico Fermi Institute, University of Chicago, Chicago IL, United States of America*
- ³² ^(a) *Departamento de Física, Pontificia Universidad Católica de Chile, Santiago;* ^(b) *Departamento de Física, Universidad Técnica Federico Santa María, Valparaíso, Chile*
- ³³ ^(a) *Institute of High Energy Physics, Chinese Academy of Sciences, Beijing;* ^(b) *Department of Modern Physics, University of Science and Technology of China, Anhui;* ^(c) *Department of Physics, Nanjing University, Jiangsu;* ^(d) *School of Physics, Shandong University, Shandong;* ^(e) *Physics Department, Shanghai Jiao Tong University, Shanghai, China*
- ³⁴ *Laboratoire de Physique Corpusculaire, Clermont Université and Université Blaise Pascal and CNRS/IN2P3, Clermont-Ferrand, France*
- ³⁵ *Nevis Laboratory, Columbia University, Irvington NY, United States of America*
- ³⁶ *Niels Bohr Institute, University of Copenhagen, Kobenhavn, Denmark*
- ³⁷ ^(a) *INFN Gruppo Collegato di Cosenza, Laboratori Nazionali di Frascati;* ^(b) *Dipartimento di Fisica, Università della Calabria, Rende, Italy*
- ³⁸ ^(a) *AGH University of Science and Technology, Faculty of Physics and Applied Computer Science, Krakow;* ^(b) *Marian Smoluchowski Institute of Physics, Jagiellonian University, Krakow, Poland*
- ³⁹ *The Henryk Niewodniczanski Institute of Nuclear Physics, Polish Academy of Sciences, Krakow, Poland*
- ⁴⁰ *Physics Department, Southern Methodist University, Dallas TX, United States of America*
- ⁴¹ *Physics Department, University of Texas at Dallas, Richardson TX, United States of America*
- ⁴² *DESY, Hamburg and Zeuthen, Germany*
- ⁴³ *Institut für Experimentelle Physik IV, Technische Universität Dortmund, Dortmund, Germany*
- ⁴⁴ *Institut für Kern- und Teilchenphysik, Technische Universität Dresden, Dresden, Germany*
- ⁴⁵ *Department of Physics, Duke University, Durham NC, United States of America*
- ⁴⁶ *SUPA - School of Physics and Astronomy, University of Edinburgh, Edinburgh, United Kingdom*
- ⁴⁷ *INFN Laboratori Nazionali di Frascati, Frascati, Italy*
- ⁴⁸ *Fakultät für Mathematik und Physik, Albert-Ludwigs-Universität, Freiburg, Germany*
- ⁴⁹ *Section de Physique, Université de Genève, Geneva, Switzerland*
- ⁵⁰ ^(a) *INFN Sezione di Genova;* ^(b) *Dipartimento di Fisica, Università di Genova, Genova, Italy*
- ⁵¹ ^(a) *E. Andronikashvili Institute of Physics, Iv. Javakishvili Tbilisi State University, Tbilisi;* ^(b) *High Energy Physics Institute, Tbilisi State University, Tbilisi, Georgia*
- ⁵² *II Physikalisches Institut, Justus-Liebig-Universität Giessen, Giessen, Germany*
- ⁵³ *SUPA - School of Physics and Astronomy, University of Glasgow, Glasgow, United Kingdom*
- ⁵⁴ *II Physikalisches Institut, Georg-August-Universität, Göttingen, Germany*
- ⁵⁵ *Laboratoire de Physique Subatomique et de Cosmologie, Université Grenoble-Alpes, CNRS/IN2P3, Grenoble, France*
- ⁵⁶ *Department of Physics, Hampton University, Hampton VA, United States of America*
- ⁵⁷ *Laboratory for Particle Physics and Cosmology, Harvard University, Cambridge MA, United States of America*
- ⁵⁸ ^(a) *Kirchhoff-Institut für Physik, Ruprecht-Karls-Universität Heidelberg, Heidelberg;* ^(b) *Physikalisches Institut, Ruprecht-Karls-Universität Heidelberg, Heidelberg;* ^(c) *ZITI Institut für technische Informatik, Ruprecht-Karls-Universität Heidelberg, Mannheim, Germany*

- 59 *Faculty of Applied Information Science, Hiroshima Institute of Technology, Hiroshima, Japan*
- 60 *Department of Physics, Indiana University, Bloomington IN, United States of America*
- 61 *Institut für Astro- und Teilchenphysik, Leopold-Franzens-Universität, Innsbruck, Austria*
- 62 *University of Iowa, Iowa City IA, United States of America*
- 63 *Department of Physics and Astronomy, Iowa State University, Ames IA, United States of America*
- 64 *Joint Institute for Nuclear Research, JINR Dubna, Dubna, Russia*
- 65 *KEK, High Energy Accelerator Research Organization, Tsukuba, Japan*
- 66 *Graduate School of Science, Kobe University, Kobe, Japan*
- 67 *Faculty of Science, Kyoto University, Kyoto, Japan*
- 68 *Kyoto University of Education, Kyoto, Japan*
- 69 *Department of Physics, Kyushu University, Fukuoka, Japan*
- 70 *Instituto de Física La Plata, Universidad Nacional de La Plata and CONICET, La Plata, Argentina*
- 71 *Physics Department, Lancaster University, Lancaster, United Kingdom*
- 72 ^(a) *INFN Sezione di Lecce;* ^(b) *Dipartimento di Matematica e Fisica, Università del Salento, Lecce, Italy*
- 73 *Oliver Lodge Laboratory, University of Liverpool, Liverpool, United Kingdom*
- 74 *Department of Physics, Jožef Stefan Institute and University of Ljubljana, Ljubljana, Slovenia*
- 75 *School of Physics and Astronomy, Queen Mary University of London, London, United Kingdom*
- 76 *Department of Physics, Royal Holloway University of London, Surrey, United Kingdom*
- 77 *Department of Physics and Astronomy, University College London, London, United Kingdom*
- 78 *Louisiana Tech University, Ruston LA, United States of America*
- 79 *Laboratoire de Physique Nucléaire et de Hautes Energies, UPMC and Université Paris-Diderot and CNRS/IN2P3, Paris, France*
- 80 *Fysiska institutionen, Lunds universitet, Lund, Sweden*
- 81 *Departamento de Física Teórica C-15, Universidad Autónoma de Madrid, Madrid, Spain*
- 82 *Institut für Physik, Universität Mainz, Mainz, Germany*
- 83 *School of Physics and Astronomy, University of Manchester, Manchester, United Kingdom*
- 84 *CPPM, Aix-Marseille Université and CNRS/IN2P3, Marseille, France*
- 85 *Department of Physics, University of Massachusetts, Amherst MA, United States of America*
- 86 *Department of Physics, McGill University, Montreal QC, Canada*
- 87 *School of Physics, University of Melbourne, Victoria, Australia*
- 88 *Department of Physics, The University of Michigan, Ann Arbor MI, United States of America*
- 89 *Department of Physics and Astronomy, Michigan State University, East Lansing MI, United States of America*
- 90 ^(a) *INFN Sezione di Milano;* ^(b) *Dipartimento di Fisica, Università di Milano, Milano, Italy*
- 91 *B.I. Stepanov Institute of Physics, National Academy of Sciences of Belarus, Minsk, Republic of Belarus*
- 92 *National Scientific and Educational Centre for Particle and High Energy Physics, Minsk, Republic of Belarus*
- 93 *Department of Physics, Massachusetts Institute of Technology, Cambridge MA, United States of America*
- 94 *Group of Particle Physics, University of Montreal, Montreal QC, Canada*
- 95 *P.N. Lebedev Institute of Physics, Academy of Sciences, Moscow, Russia*
- 96 *Institute for Theoretical and Experimental Physics (ITEP), Moscow, Russia*
- 97 *Moscow Engineering and Physics Institute (MEPhI), Moscow, Russia*
- 98 *D.V.Skobeltzyn Institute of Nuclear Physics, M.V.Lomonosov Moscow State University, Moscow, Russia*
- 99 *Fakultät für Physik, Ludwig-Maximilians-Universität München, München, Germany*
- 100 *Max-Planck-Institut für Physik (Werner-Heisenberg-Institut), München, Germany*
- 101 *Nagasaki Institute of Applied Science, Nagasaki, Japan*
- 102 *Graduate School of Science and Kobayashi-Maskawa Institute, Nagoya University, Nagoya, Japan*
- 103 ^(a) *INFN Sezione di Napoli;* ^(b) *Dipartimento di Fisica, Università di Napoli, Napoli, Italy*
- 104 *Department of Physics and Astronomy, University of New Mexico, Albuquerque NM, United States of America*

- 105 *Institute for Mathematics, Astrophysics and Particle Physics, Radboud University
Nijmegen/Nikhef, Nijmegen, Netherlands*
- 106 *Nikhef National Institute for Subatomic Physics and University of Amsterdam, Amsterdam,
Netherlands*
- 107 *Department of Physics, Northern Illinois University, DeKalb IL, United States of America*
- 108 *Budker Institute of Nuclear Physics, SB RAS, Novosibirsk, Russia*
- 109 *Department of Physics, New York University, New York NY, United States of America*
- 110 *Ohio State University, Columbus OH, United States of America*
- 111 *Faculty of Science, Okayama University, Okayama, Japan*
- 112 *Homer L. Dodge Department of Physics and Astronomy, University of Oklahoma, Norman OK,
United States of America*
- 113 *Department of Physics, Oklahoma State University, Stillwater OK, United States of America*
- 114 *Palacký University, RCPTM, Olomouc, Czech Republic*
- 115 *Center for High Energy Physics, University of Oregon, Eugene OR, United States of America*
- 116 *LAL, Université Paris-Sud and CNRS/IN2P3, Orsay, France*
- 117 *Graduate School of Science, Osaka University, Osaka, Japan*
- 118 *Department of Physics, University of Oslo, Oslo, Norway*
- 119 *Department of Physics, Oxford University, Oxford, United Kingdom*
- 120 ^(a) *INFN Sezione di Pavia;* ^(b) *Dipartimento di Fisica, Università di Pavia, Pavia, Italy*
- 121 *Department of Physics, University of Pennsylvania, Philadelphia PA, United States of America*
- 122 *Petersburg Nuclear Physics Institute, Gatchina, Russia*
- 123 ^(a) *INFN Sezione di Pisa;* ^(b) *Dipartimento di Fisica E. Fermi, Università di Pisa, Pisa, Italy*
- 124 *Department of Physics and Astronomy, University of Pittsburgh, Pittsburgh PA, United States of
America*
- 125 ^(a) *Laboratorio de Instrumentacao e Fisica Experimental de Particulas - LIP, Lisboa;* ^(b) *Faculdade
de Ciências, Universidade de Lisboa, Lisboa;* ^(c) *Department of Physics, University of Coimbra,
Coimbra;* ^(d) *Centro de Física Nuclear da Universidade de Lisboa, Lisboa;* ^(e) *Departamento de
Fisica, Universidade do Minho, Braga;* ^(f) *Departamento de Fisica Teorica y del Cosmos and
CAFPE, Universidad de Granada, Granada (Spain);* ^(g) *Dep Fisica and CEFITEC of Faculdade de
Ciencias e Tecnologia, Universidade Nova de Lisboa, Caparica, Portugal*
- 126 *Institute of Physics, Academy of Sciences of the Czech Republic, Praha, Czech Republic*
- 127 *Czech Technical University in Prague, Praha, Czech Republic*
- 128 *Faculty of Mathematics and Physics, Charles University in Prague, Praha, Czech Republic*
- 129 *State Research Center Institute for High Energy Physics, Protvino, Russia*
- 130 *Particle Physics Department, Rutherford Appleton Laboratory, Didcot, United Kingdom*
- 131 *Physics Department, University of Regina, Regina SK, Canada*
- 132 *Ritsumeikan University, Kusatsu, Shiga, Japan*
- 133 ^(a) *INFN Sezione di Roma;* ^(b) *Dipartimento di Fisica, Sapienza Università di Roma, Roma, Italy*
- 134 ^(a) *INFN Sezione di Roma Tor Vergata;* ^(b) *Dipartimento di Fisica, Università di Roma Tor
Vergata, Roma, Italy*
- 135 ^(a) *INFN Sezione di Roma Tre;* ^(b) *Dipartimento di Matematica e Fisica, Università Roma Tre,
Roma, Italy*
- 136 ^(a) *Faculté des Sciences Ain Chock, Réseau Universitaire de Physique des Hautes Energies -
Université Hassan II, Casablanca;* ^(b) *Centre National de l'Energie des Sciences Techniques
Nucleaires, Rabat;* ^(c) *Faculté des Sciences Semlalia, Université Cadi Ayyad, LPHEA-Marrakech;*
^(d) *Faculté des Sciences, Université Mohamed Premier and LPTPM, Oujda;* ^(e) *Faculté des
sciences, Université Mohammed V-Agdal, Rabat, Morocco*
- 137 *DSM/IRFU (Institut de Recherches sur les Lois Fondamentales de l'Univers), CEA Saclay
(Commissariat à l'Energie Atomique et aux Energies Alternatives), Gif-sur-Yvette, France*
- 138 *Santa Cruz Institute for Particle Physics, University of California Santa Cruz, Santa Cruz CA,
United States of America*
- 139 *Department of Physics, University of Washington, Seattle WA, United States of America*
- 140 *Department of Physics and Astronomy, University of Sheffield, Sheffield, United Kingdom*

- 141 *Department of Physics, Shinshu University, Nagano, Japan*
- 142 *Fachbereich Physik, Universität Siegen, Siegen, Germany*
- 143 *Department of Physics, Simon Fraser University, Burnaby BC, Canada*
- 144 *SLAC National Accelerator Laboratory, Stanford CA, United States of America*
- 145 ^(a) *Faculty of Mathematics, Physics & Informatics, Comenius University, Bratislava;* ^(b)
Department of Subnuclear Physics, Institute of Experimental Physics of the Slovak Academy of Sciences, Kosice, Slovak Republic
- 146 ^(a) *Department of Physics, University of Cape Town, Cape Town;* ^(b) *Department of Physics, University of Johannesburg, Johannesburg;* ^(c) *School of Physics, University of the Witwatersrand, Johannesburg, South Africa*
- 147 ^(a) *Department of Physics, Stockholm University;* ^(b) *The Oskar Klein Centre, Stockholm, Sweden*
- 148 *Physics Department, Royal Institute of Technology, Stockholm, Sweden*
- 149 *Departments of Physics & Astronomy and Chemistry, Stony Brook University, Stony Brook NY, United States of America*
- 150 *Department of Physics and Astronomy, University of Sussex, Brighton, United Kingdom*
- 151 *School of Physics, University of Sydney, Sydney, Australia*
- 152 *Institute of Physics, Academia Sinica, Taipei, Taiwan*
- 153 *Department of Physics, Technion: Israel Institute of Technology, Haifa, Israel*
- 154 *Raymond and Beverly Sackler School of Physics and Astronomy, Tel Aviv University, Tel Aviv, Israel*
- 155 *Department of Physics, Aristotle University of Thessaloniki, Thessaloniki, Greece*
- 156 *International Center for Elementary Particle Physics and Department of Physics, The University of Tokyo, Tokyo, Japan*
- 157 *Graduate School of Science and Technology, Tokyo Metropolitan University, Tokyo, Japan*
- 158 *Department of Physics, Tokyo Institute of Technology, Tokyo, Japan*
- 159 *Department of Physics, University of Toronto, Toronto ON, Canada*
- 160 ^(a) *TRIUMF, Vancouver BC;* ^(b) *Department of Physics and Astronomy, York University, Toronto ON, Canada*
- 161 *Faculty of Pure and Applied Sciences, University of Tsukuba, Tsukuba, Japan*
- 162 *Department of Physics and Astronomy, Tufts University, Medford MA, United States of America*
- 163 *Centro de Investigaciones, Universidad Antonio Narino, Bogota, Colombia*
- 164 *Department of Physics and Astronomy, University of California Irvine, Irvine CA, United States of America*
- 165 ^(a) *INFN Gruppo Collegato di Udine, Sezione di Trieste, Udine;* ^(b) *ICTP, Trieste;* ^(c)
Dipartimento di Chimica, Fisica e Ambiente, Università di Udine, Udine, Italy
- 166 *Department of Physics, University of Illinois, Urbana IL, United States of America*
- 167 *Department of Physics and Astronomy, University of Uppsala, Uppsala, Sweden*
- 168 *Instituto de Física Corpuscular (IFIC) and Departamento de Física Atómica, Molecular y Nuclear and Departamento de Ingeniería Electrónica and Instituto de Microelectrónica de Barcelona (IMB-CNM), University of Valencia and CSIC, Valencia, Spain*
- 169 *Department of Physics, University of British Columbia, Vancouver BC, Canada*
- 170 *Department of Physics and Astronomy, University of Victoria, Victoria BC, Canada*
- 171 *Department of Physics, University of Warwick, Coventry, United Kingdom*
- 172 *Waseda University, Tokyo, Japan*
- 173 *Department of Particle Physics, The Weizmann Institute of Science, Rehovot, Israel*
- 174 *Department of Physics, University of Wisconsin, Madison WI, United States of America*
- 175 *Fakultät für Physik und Astronomie, Julius-Maximilians-Universität, Würzburg, Germany*
- 176 *Fachbereich C Physik, Bergische Universität Wuppertal, Wuppertal, Germany*
- 177 *Department of Physics, Yale University, New Haven CT, United States of America*
- 178 *Yerevan Physics Institute, Yerevan, Armenia*
- 179 *Centre de Calcul de l'Institut National de Physique Nucléaire et de Physique des Particules (IN2P3), Villeurbanne, France*

- ^a Also at Department of Physics, King's College London, London, United Kingdom
- ^b Also at Institute of Physics, Azerbaijan Academy of Sciences, Baku, Azerbaijan
- ^c Also at Particle Physics Department, Rutherford Appleton Laboratory, Didcot, United Kingdom
- ^d Also at TRIUMF, Vancouver BC, Canada
- ^e Also at Department of Physics, California State University, Fresno CA, United States of America
- ^f Also at Tomsk State University, Tomsk, Russia
- ^g Also at CPPM, Aix-Marseille Université and CNRS/IN2P3, Marseille, France
- ^h Also at Università di Napoli Parthenope, Napoli, Italy
- ⁱ Also at Institute of Particle Physics (IPP), Canada
- ^j Also at Department of Physics, St. Petersburg State Polytechnical University, St. Petersburg, Russia
- ^k Also at Chinese University of Hong Kong, China
- ^l Also at Department of Financial and Management Engineering, University of the Aegean, Chios, Greece
- ^m Also at Louisiana Tech University, Ruston LA, United States of America
- ⁿ Also at Institutio Catalana de Recerca i Estudis Avancats, ICREA, Barcelona, Spain
- ^o Also at Department of Physics, The University of Texas at Austin, Austin TX, United States of America
- ^p Also at Institute of Theoretical Physics, Iliia State University, Tbilisi, Georgia
- ^q Also at CERN, Geneva, Switzerland
- ^r Also at O Chadai Academic Production, Ochanomizu University, Tokyo, Japan
- ^s Also at Manhattan College, New York NY, United States of America
- ^t Also at Novosibirsk State University, Novosibirsk, Russia
- ^u Also at Institute of Physics, Academia Sinica, Taipei, Taiwan
- ^v Also at LAL, Université Paris-Sud and CNRS/IN2P3, Orsay, France
- ^w Also at Academia Sinica Grid Computing, Institute of Physics, Academia Sinica, Taipei, Taiwan
- ^x Also at Laboratoire de Physique Nucléaire et de Hautes Energies, UPMC and Université Paris-Diderot and CNRS/IN2P3, Paris, France
- ^y Also at School of Physical Sciences, National Institute of Science Education and Research, Bhubaneswar, India
- ^z Also at Dipartimento di Fisica, Sapienza Università di Roma, Roma, Italy
- ^{aa} Also at Moscow Institute of Physics and Technology State University, Dolgoprudny, Russia
- ^{ab} Also at Section de Physique, Université de Genève, Geneva, Switzerland
- ^{ac} Also at International School for Advanced Studies (SISSA), Trieste, Italy
- ^{ad} Also at Department of Physics and Astronomy, University of South Carolina, Columbia SC, United States of America
- ^{ae} Also at School of Physics and Engineering, Sun Yat-sen University, Guangzhou, China
- ^{af} Also at Faculty of Physics, M.V.Lomonosov Moscow State University, Moscow, Russia
- ^{ag} Also at Moscow Engineering and Physics Institute (MEPhI), Moscow, Russia
- ^{ah} Also at Institute for Particle and Nuclear Physics, Wigner Research Centre for Physics, Budapest, Hungary
- ^{ai} Also at Department of Physics, Oxford University, Oxford, United Kingdom
- ^{aj} Also at Department of Physics, Nanjing University, Jiangsu, China
- ^{ak} Also at Institut für Experimentalphysik, Universität Hamburg, Hamburg, Germany
- ^{al} Also at Department of Physics, The University of Michigan, Ann Arbor MI, United States of America
- ^{am} Also at Discipline of Physics, University of KwaZulu-Natal, Durban, South Africa
- ^{an} Also at University of Malaya, Department of Physics, Kuala Lumpur, Malaysia
- * Deceased